

**Enjoy the convenience  
of filing and paying  
for your taxes online!**

**eFPS**

**BIR. Electronic Filing  
and Payment System**

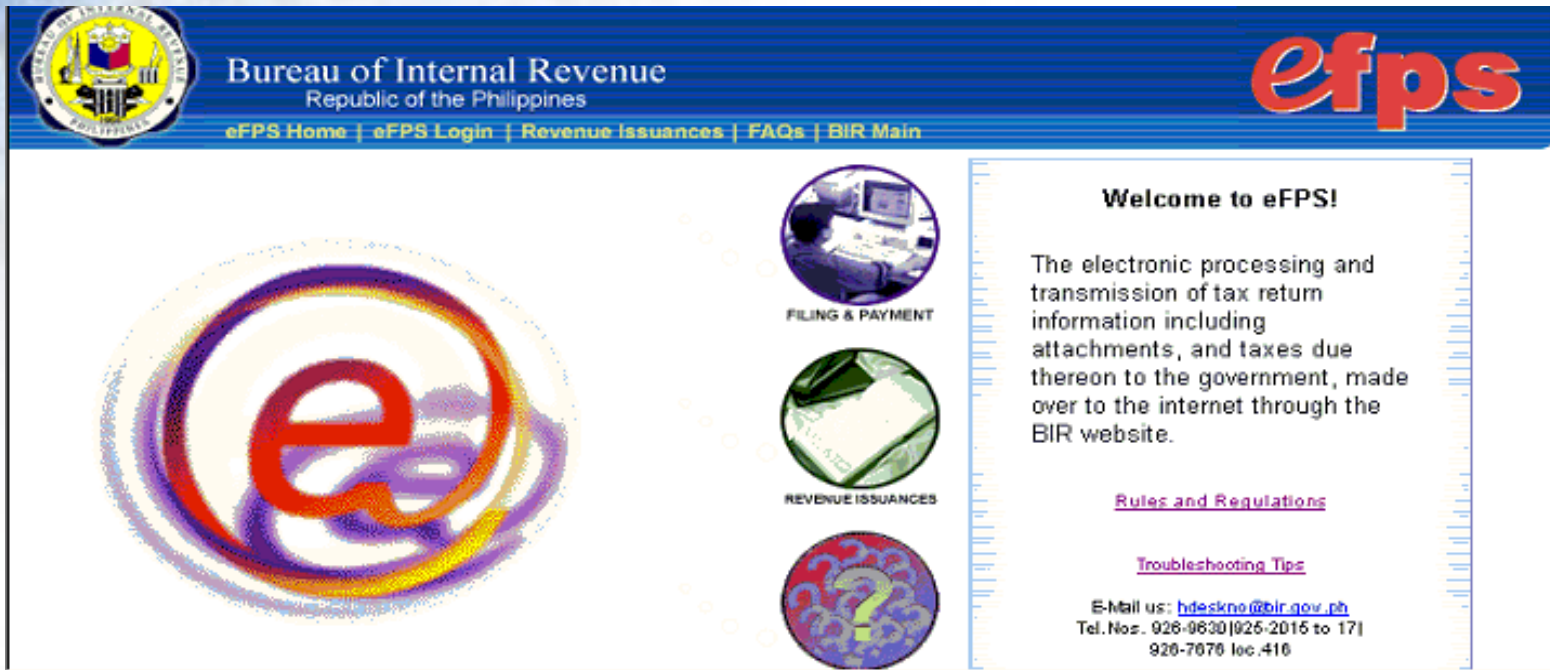




# The Electronic Filing and Payment System (eFPS)



# eFPS Overview



The screenshot shows the eFPS website interface. At the top left is the Bureau of Internal Revenue (BIR) logo. To its right, the text reads "Bureau of Internal Revenue" and "Republic of the Philippines". Below this, a navigation bar contains links: "eFPS Home", "eFPS Login", "Revenue Issuances", "FAQs", and "BIR Main". On the top right, the "efps" logo is displayed in red. The main content area features a large, stylized "e" logo on the left. To its right are three circular icons: the top one shows a person at a computer with the label "FILING & PAYMENT"; the middle one shows a document with the label "REVENUE ISSUANCES"; and the bottom one shows a question mark. To the right of these icons is a white box with a blue border containing the following text: "Welcome to eFPS!", "The electronic processing and transmission of tax return information including attachments, and taxes due thereon to the government, made over to the internet through the BIR website.", "[Rules and Regulations](#)", "[Troubleshooting Tips](#)", "E-Mail us: [helpdeskno@bir.gov.ph](mailto:helpdeskno@bir.gov.ph)", and "Tel. Nos. 926-9630 (925-2015 to 17) 926-7676 loc.416".

An e-service from the Bureau of Internal Revenue that allows/ gives taxpayers a paperless tax filing experience and convenient payment of tax dues utilizing the power of the Internet

# Coverage of eFPS

- eFPS is the first e-Service offered by the BIR to taxpaying public in June 2001
- Mandatory for Large Taxpayers in August 2002 (RR 2-2002)
- RR 5-2004 mandates eFPS to top 10,000 private corporation registered across ITS RDOs (duly identified under RR 17-2003) in filing/paying for tax returns beginning August 1, 2004
- RMC 71-2004 mandates eFPS to Insurance Companies and Stock Brokers
- RR 3-2005- mandates eFPS to all prospective participants to any government procurement of goods and services
- RR 4- 2005 strongly advising bank borrowers and co-makers to file ITRs/other required info using eFPS
- RMO 10-2006 – mandates Government Agencies and Instrumentalities including LGUs



# Coverage of eFPS

- RR 10-2007 mandates eFPS to (1) Corporations with paid-up capital stock of P10M & above (2) Corporations with complete computerized system (3) Taxpayers joining public bidding pursuant to EO No. 398 as implemented by RR 3-2005
- RR 14-2008 increased mandated taxpayers to top 20,000 private corporations
- RR 6-2009 mandated taxpayers under top 5,000 individual taxpayers
- RR 10-2012 mandates all licensed local contractors
- RR 1-2013 mandates all NGAs to use eTRA thru eFPS
- RR 10-2014 mandates all TAMP TPs and Accredited Importers



# Features of the eFPS

## ■ **Fast**

- Pre-fills TP information
- Automatic calculations
- Instant filing confirmations

## ■ **Easy**

- Online guides and FAQs
- Pop-up messages

## ■ **Convenient**

- Available 24 x 7 through the BIR website ([www.bir.gov.ph](http://www.bir.gov.ph))
- e-Filing/ePay deadlines are given additional grace period as specified in RR 26-2002
- Anywhere, anytime
- No need to visit BIR office during filing
- Serve as back-up copy of returns filed

## ■ **Secure**

- Data transmission is encrypted
- Employs multi-level access control: username / password and challenge questions

## ■ **Free**

- No enrollment fee
- No usage fee
- No postage / courier expenses



# **Tax Returns given additional grace period per RR 26-2002/RMC 23-2012 from Manual payment due date**

- Monthly Withholding Taxes except withholding on VAT and Percentage Taxes
- Monthly VAT Declaration (2550M)
- Monthly Percentage Tax (2551M)



# Pre-requisites for Availment

- Registered with BIR-Integrated Tax System (ITS)
- Registration data uploaded to BIR eFPS server
- Board Resolution or Secretary's Certificate or Certification signed by President/ Treasurer/Head of Office (for Branch Offices) designating the corporation's authorized personnel (maximum of 3 users per TIN) who shall enroll for system usage
- Online enrollment to eFPS
- Enrollment to chosen Authorized Agent Banks' e-Payment System





# User Requirements

- Computer with internet connection
- 256MB RAM or Higher (recommended)
- Internet browser
  - Microsoft Internet Explorer ver. 6 or higher
  - Mozilla Firefox 2.0 or 3.0 (recommended)
- Monitor that supports at least 800x600 resolution
- Acrobat Reader version 8 or higher
- Email account



# AABs for eFPS





# System Walkthrough

## eFPS Enrollment



# eFPS Enrollment

Welcome to MSN.com - Microsoft Internet Explorer

File Edit View Favorites Tools Help

Back Search Favorites Media

Address <http://www.bir.gov.ph>

Try NETFLIX for FREE today!

msn. MSN Home My MSN Sign In

MSN Home | My MSN | Hotmail | Search | Shopping | Money | People & Chat

Search the Web:

**I LOST 55 POUNDS WITH ATKINS!**  
MICHELLE R. BEFORE  
FREE DIET PROFILE GO

**Cut Your Phone Bill 3.9¢ Anytime, No Fee**

MSN Internet Services

Broadband Access  
Internet Access Specials

Find

Air Tickets  
Auto Insurance  
Auto Price Quotes  
Buy a House  
Find a Job  
Get a Date  
Hotel Deals  
Loans and Mortgages

**My Career as a Street Performer**  
Playing for dimes in DC  
Watch as Slate's human guinea pig tries a new gig

**Today on MSN**

- Saddam aide: Confusion reigned on eve of war
- FDA: Cloned meat safe
- Will, Grace & a baby?
- AT&T faces FTC fines

**Also on MSN**

- NHL's hardest shooters
- Eddie Bauer outerwear
- Cop cars go high-tech

**Smart ways to tell a boss, 'You're wrong!'**

- 5 critical decisions that will change your life

**MSN Top Headlines** more...

**MSNBC News**

  - Congress OKs Iraq funding measure
  - Bush vows 'America will never run'
  - Vote now for the next 'Superstar'

**Slate: Opinion & Commentary**

**Your World**

  - 49% off Calphalon pan
  - Avoid pushy car dealers: get a free quote online
  - Winterize your garden
  - How do you rate? Get your credit score

**Still at your desk?**

10 ways to avoid late nights at work

**United Mile**  
5,000 Bonus Miles FREE\* Companion Ticket

**Featured Channels**

  - Autos
  - Careers
  - Dating & Personals
  - Entertainment
  - Games
  - Health
  - House & Home
  - News
  - Sports by **ESPN**
  - Travel

**More Channels**

  - Business
  - City Guides
  - Family
  - Fitness & Recreation
  - Kids
  - Learning & Research
  - Slate Magazine
  - Tech & Gadgets
  - Thanksgiving**
  - Women

**Find a Broker**

Ameritrade | ShareBuilder | Trade Now | TD Waterhouse

Name	Last	Change	% Chg
Dow	9,858.46	▲ +57.34	+0.59%

Open internet browser and access the BIR website at <http://www.bir.gov.ph>

# eFPS Enrollment



## Open Data Philippines

- [Data.Gov.PH](#)
- [Customs ng Bayan](#)
- [Full Disclosure Policy Portal \(LGUs\)](#)



## New Revenue Issuances

**Revenue Regulations No. 5-2015** amends RR NO. 6-2014 and imposes penalties to taxpayers mandatorily covered by eFPS or eBIRForms who failed to file tax returns under the electronic systems of the BIR. [more](#)

**Revenue Regulations No. 4-2015** amends further Section 2 of RR No. 13-08, as amended by RR No. 13-2013, relative to the definition of raw sugar and raw cane sugar for Value-Added Tax purposes. [more](#)

**Revenue Regulations No. 3-2015** implements the provision of RA No. 10653, more particularly on the increase to P 82,000.00 of the total amount of exclusion from gross income for 13th month pay and other benefits, effectively further amending the pertinent provisions of RR No. 13-2013. [more](#)

**Revenue Memorandum Order No. 5-2015** amends RMO No. 4-2015 on the collection goal by implementing since. [Full Text/Annexes](#)

**Revenue Memorandum Circular No. 9-2015** circularizes the enhanced BIR registration forms for the implementation of Taxpayer Registration System under Electronic Tax Information System (eTIS-1). [more](#)

**Revenue Memorandum Circular No. 8-2015** notifies the loss of an original copy from 1 unused set of BIR Form No. 2313-P-Electronic Certificate Authorizing Registration. [more](#)

## Tax Reminders

March 20  
Friday

Monthly Report of Printer

[more...](#)

Click on the  
"e-FPS" icon


2015  
BIR Tax Calendar

# eFPS Enrollment

## eServices

Revenue Issuances ▾ Registration Requirements ▾ Tax Information ▾ Rulings and Legal Matters ▾ International Tax Matters ▾

You are here: [Home](#) ▸ [eServices](#)



**Open Data Philippines**

- [Data.Gov.PH](#)
- [Customs ng Bayan](#)
- [Full Disclosure Policy Portal \(LGUs\)](#)

[efps.bir.gov.ph/index.html](http://efps.bir.gov.ph/index.html)



The eRegistration System is a web application of various taxpayer registration services including TIN Issuance, Payment of Registration Fee and Generation of Certificate of Registration

Electronic Filing and Payment System is the electronic processing and transmission of tax return information including attachments, and taxes due thereon to the government made over to the internet through the BIR website.

IRSIS is a web-based application that manages the ordering, production, distribution, affixing and tracking as well as provision of security features in the revenue stamps

Click on the "e-FPS" icon

March 20  
Friday

Monthly Report of Printer

[more...](#)




# eFPS Enrollment

eFPS Home - eFiling and Payment System - Microsoft Internet Explorer


File Edit View Favorites Tools Help

Back Forward Stop Refresh Home Search Favorites Media History Mail Print Edit Discuss

Address <http://10.8.1.237.7001/adcs.html> Go Links >>

 Bureau of Internal Revenue  
Republic of the Philippines

[eFPS Home](#) | [eFPS Login](#) | [Revenue Issuances](#) | [FAQs](#) | [BIR Main](#) | [eFPS Logout](#)



**eFPS Login**

TIN :  -  -

Username:

Password:

Note: Username and Password are case-sensitive.

**LOGIN**

[Forgot password](#) | [Enroll to eFPS](#) | [BIR Main](#) | [Help](#)

Best viewed with Internet Explorer versions 5 and up;  
or with Netscape versions 6 and up;  
and with 800 x 600 or higher resolution

Once inside the e-FPS login page, click on the "Enroll to eFPS" link

# eFPS Enrollment Form

The **eFPS Enrollment Form** appears

Step 1 - Taxpayer Details

Step 2 - Account Details

Step 3 - Verification

Corporate  Individual

Note: All fields must be filled up, except Registered Name if account type is Individual.

TIN :  -  -

Registered Name :

If Corporate Account, Name should be of the business' authorized representative.

Last Name :

First Name :

Middle Name :

Date of Incorporation/Birth :  mm/dd/yyyy

Region : (Select Region) ▼

Province : (Select Province) ▼

City/Municipality : (Select City) ▼

House/Building No. :

Street :

Contact No. :

Reason for eFiling : (Select reason for eFiling) ▼

Clear

Cancel

Next >>

Then, supply information on the following fields:

- Taxpayer Identification Number
- Registered Name
- Taxpayer's Name
- Date of Birth / Incorporation
- Registered address
- Contact number
- Email address
- Preferred username and password
- Preferred challenge question and answer
- Reason for eFiling



# eFPS Enrollment Form

The **eFPS Enrollment Form** appears

## Enrollment Form

Step 1 - Taxpayer Details    **Step 2 - Account Details**    Step 3 - Verification

Username :  one word, at least eight characters

Password :  8 to 15 characters

Confirm Password :

Challenge Question :

Answer :

Confirm Answer :

E-mail :  name@domain.com

**IMPORTANT: Username, Password and Answer to Challenge Question are case-sensitive and the use of special characters are not allowed.**

<< Previous    Clear    Cancel    Next >>

Then, supply information on the following fields:

- Username
- Password
- Confirm password
- Challenge Question
- Answer
- Confirm Answer
- Email

# eFPS Enrollment Form

The **eFPS Enrollment Form** appears

Then, a pop-up message will appear:

**“Verification code was sent to your email. Please check your email”**

The verification code was already sent to jacruz2000@yahoo.com. Please check your email.

OK

# eFPS Enrollment Form

The **eFPS Enrollment Form** appears


Then, supply the following info:

- **Email verification code**
- **Captcha code**

Enrollment Form

Step 1 - Taxpayer Details   Step 2 - Account Details   **Step 3 - Verification**

E-mail Verification Code :  sent to jacruz2000@yahoo.com  
(Please check your email to retrieve the verification code)



Captcha Code :  Input the characters in the image above

<< Previous   Cancel   Clear   Submit



**eFiling**



# eFPS Logon



Bureau of Internal Revenue  
Republic of the Philippines

[eFPS Home](#) | [eFPS Login](#) | [Revenue Issuances](#) | [FAQs](#) | [BIR Main](#) | [eFPS Logon](#)

**efps**



## eFPS Login

TIN : 555 - 555 - 555 555

Username: username

Password: \*

Note: Username and Password are case sensitive.

**LOGIN**

[Forgot password](#) | [Enroll to eFPS](#) | [BIR Main](#) | [Help](#)

Best viewed with Internet Explorer versions 5 and up;  
or with Netscape versions 6 and up;  
and with 800 x 600 or higher resolution

To e-file enter: TIN,  
username and password

Then, click "LOGIN"

# eFPS Logon



Bureau of Internal Revenue  
Republic of the Philippines

[eFPS Home](#) | [eFPS Login](#) | [Revenue Issuances](#) | [FAQs](#) | [BIR Main](#) | [eFPS Logout](#)

**efps**

## eFPS Challenge Question



TIN :  -  -  -

Username:

Name :

months in year?

Answer :

Note: Answer to challenge question is case-sensitive.


Submit

[BIR Main](#) | [Help](#)

Provide the correct answer to the challenge question

Then, click "SUBMIT"

# eFPS User Menu

 Bureau of Internal Revenue  
Republic of the Philippines

[eFPS Home](#) | [eFPS Login](#) | [Revenue Issuances](#) | [FAQs](#) | [BIR Main](#) | [eFPS Logout](#)

**efps**

## eFPS User Menu

TIN : 555 - 555 - 555 - 555

Username : username

Name : KABABAYAN CORP.

Form : 1601C - Monthly Remittance Return of Income Taxes Withheld on Compensation

*Note: If you find that your registration information is not updated or erroneous, please contact BIR Helpdesk*

[Change User Info](#) [File Tax Return](#) [Tax Return Inquiry](#) [Enroll More Users](#)

BIR Main | Help

Click on the drop down list to select tax form to e-file

# eFPS User Menu



Bureau of Internal Revenue  
Republic of the Philippines

[Home](#) | [Login](#) | [Revenue Issuances](#) | [FAQs](#) | [Job Aids](#) | [BIR Main](#) | [Logout](#)

efps

## eFPS User Menu

TIN :  -  -  -

Username:

Name :

Form :

Note: If you fil

- 0605 - Payment Form
- 1600 - Monthly Remittance Return of Value-Added Tax and Other Percentage Taxes Withheld
- 1600WP - Remittance Return of Percentage Tax on Winnings and Prizes...
- 1601C - Monthly Remittance Return of Income Taxes Withheld on Compensation**
- 1601E - Monthly Remittance Return of Creditable Income Taxes Withheld (Expanded)
- 1601F - Monthly Remittance Return of Final Income Tax Withheld
- 1602 - Monthly Remittance Return of Final Income Taxes Withheld
- 1603 - Quarterly Remittance Return of Final Income Taxes Withheld
- 1604CF - Annual Information Return of Income Taxes Withheld on Compensation
- 1604F - Annual Information Return of Creditable Income Taxes Withheld...
- 1700 - Annual Income Tax Return
- 1701 - Annual Income Tax Return
- 1701Q - Quarterly Income Tax Return For Self-Employed Individuals, Estates and Trusts
- 1702 - Annual Income Tax Return for Corporation and Partnerships
- 1702Q - Quarterly income Tax Return
- 1704 - Improperly Accumulated Earnings Tax Return
- 2000 - Documentary Stamp Tax Declaration/Return
- 2200A - Excise Tax Return for Alcohol Products
- 2200AN - Excise Tax Return for Automobiles and Non-Essential Goods
- 2200M - Excise Tax Return for Mineral Products
- 2200P - Excise Tax Return for Petroleum Products
- 2200T - Excise Tax Return for Tobacco Products
- 2550M - Monthly Value-Added Tax Declaration
- 2550Q - Quarterly Value-Added Tax Return
- 2551 - Quarterly Percentage Tax Return
- 2551M - Monthly Percentage Tax Return
- 2552 - Percentage Tax Return on Stocks
- 2553 - Percentage Tax Payable Under Special Laws

From the list of forms, select the tax form to e-file



# eFPS User Menu

The screenshot shows the eFPS User Menu interface. At the top, there is a navigation bar with the Bureau of Internal Revenue logo and the text "Bureau of Internal Revenue Republic of the Philippines". The "efps" logo is on the right. Below the navigation bar, the "eFPS User Menu" section contains a form with the following fields:

- TIN: :222 - 222 - 222 - 222
- Username: username
- Name: LINGKODBAYAN CORP. INTL
- Form: 1601C - Monthly Remittance Return of Income Taxes Withheld on Compensation

Below the form, there is a note: "Note: If you find that your registration information is not updated or erroneous, please contact BIR Helpdesk." and four buttons: "Change User Info", "File Tax Return", "Tax Return Inquiry", and "Enroll More Users". The "File Tax Return" button is circled in red, and a black arrow points from it to a blue callout box on the right that contains the text: "After selecting tax form from the list, click 'FILE TAX RETURN'".

At the bottom of the page, there is a Windows taskbar with the Start button and several open applications: Microsoft Office, Offline Forms, eFPS ReArkBriefing..., eFPS Form Versions, BIR Training for eFP..., and eFPS Home - eFiling ... The system tray shows the time as 5:03 PM and the network as Local intranet.



## On-line/Off-line option

There are two methods in completing a tax form for submission in the EFPS:

1. The On-Line method allows you to input your tax information directly into the web page and to submit it once you have completely filled out all required information.
2. The Off-Line method allows you to download the tax form into a directory of your choosing, thus saving it into your hard drive. This allows you to fill out the form at your own convenience without having to stay connected onto the Internet.

Steps in filling out and submitting excel form.

1. Upon clicking the off-line command button, you will be asked to specify the period that you wish to file. This will be the set value that will appear in the downloaded form.
2. Some generic fields will be automatically filled up upon download of the excel form. This will ensure minimal encoding on your part.
3. Once you have completed filling out all the required fields, and validated all computations and information, you may now click the "Upload" button.

*Do you wish to file a tax form on-line or offline?*


on-line

off-line

**Click on On line Button**

# eFiling (online method)

PSOC:  PSIC: 0000 [Guidelines and Instructions](#) [Help](#)

 **Republika ng Pilipinas**  
Kagawaran ng Pananalapi  
Kawanihan ng Rentas  
Internas

**Monthly Remittance Return  
of Income Taxes Withheld  
on Compensation**

BIR Form No.  
**1601-C**  
September 2001 (ENCS)

1 For the Month (MM/YYYY)

2 Amended Return?  Yes  No

3 No. of Sheets Attached

4 Any Taxes Withheld?  Yes  No

**Part I Background Information**

5 TIN

6 RDO Code

7 Line of Business/ Occupation

8 Withholding Agent's Name (Last Name, First Name, Middle Name for Individuals) (Registered Name for Non-Individuals)

9 Telephone Number

10 Registered Address

11 Zip Code

12 Category of Withholding Agent  Private  Government

13 Are you availing of tax relief under Special Law of International Tax Treaty?  Yes  No

If yes, specify

14 A T C

**Part II Computation of Tax**

Particulars	Amount of Compensation	Tax Due	
15 Total Amount of Compensation	15 <input type="text" value="0.00"/>		
16 Less: Non Taxable Compensation	16 <input type="text" value="0.00"/>		
18 Tax Required to be Withheld		18 <input type="text" value="0.00"/>	
19 Add/Less: Adjustment (from Item 25 of Section A)		19 <input type="text" value="0.00"/>	
20 Tax Required to be Withheld for Remittance		20 <input type="text" value="0.00"/>	
21 Less: Tax Remitted In Return Previously Filed, if this is an amended return		21 <input type="text" value="0.00"/>	
22 Tax Still Due(Overremittance)		22 <input type="text" value="0.00"/>	
23 Add: Penalties			
Surcharge	Interest	Compromise	
23A <input type="text" value="0.00"/>	23B <input type="text" value="0.00"/>	23C <input type="text" value="0.00"/>	23D <input type="text" value="0.00"/>
24 Tax Amount Still Due(Overremittance)		24 <input type="text" value="0.00"/>	

**Section A more...** **Adjustment of Taxes Withheld on Compensation For Previous Months**

Monthly/Yearly	Previous Month(s)/Year (1) (MM/YYYY)	Date Paid (2) (MM/DD/YYYY)	Bank Validation/ROR No. (3)	Bank Code (4)
<input type="radio"/>	<input type="text"/>	<input type="text"/>	<input type="text"/>	<input type="text"/>
<input type="radio"/>	<input type="text"/>	<input type="text"/>	<input type="text"/>	<input type="text"/>
<input type="radio"/>	<input type="text"/>	<input type="text"/>	<input type="text"/>	<input type="text"/>

User proceeds to fill up the electronic tax form, noting that there are fields which are already pre-filled, such as (for form 1601 C):

- Registration information

Click "Edit" button to modify entries after validation

Click "Validate" button to check all entries for correctness and compute all computed fields

Click "Submit" button to submit the validated and/or edited tax form

The screenshot shows the eFiling software interface. At the top, a Microsoft Internet Explorer window displays a warning: "Taxpayer is liable for Late Remittance. Penalties computed based on RMO 19-2007." The main interface includes a form with fields for 20A, 20B, 20C (0.00), 20D, 21, 22A, 22B, 22C, and 22D. Below the form is an "Attachments" section with "Add Attachments" and "Remove Attachments" buttons. At the bottom, there are buttons for "Print", "Validate", "Edit", and "Submit". The "Validate", "Edit", and "Submit" buttons are circled in black. Arrows point from the instructional text boxes to these buttons. At the bottom of the page, there is a navigation bar with links: [ BIR Main | EFPS Logon | User Menu | Guidelines and Instructions | Help ]



REPUBLIC OF THE PHILIPPINES  
DEPARTMENT OF FINANCE  
BUREAU OF INTERNAL REVENUE

## FILING REFERENCE NO.

: 555-555-555-555  
: KABABAYAN CORP.  
: 116  
: 2550M

<b>Form Type</b>	:	
<b>Reference No.</b>	:	<b>090300000014464</b>
<b>Amount Payable / (Over Remittance)</b>	:	50.00
<b>Accounting Type</b>	:	F - Fiscal
<b>For Tax Period</b>	:	10/31/2003
<b>Date Filed</b>	:	11/21/2003
<b>Tax Type</b>	:	V

[Proceed to Payment](#)

[ [User Menu](#) | [eFPS Login](#) | [Back to BIR Main](#) | [Help](#) ]

Upon successful filing, user will get a filing reference number

User clicks this link to "Proceed to Payment"



**ePayment**



# ePayment



Bureau of Internal Revenue  
Republic of the Philippines

[Home](#) | [Login](#) | [Revenue Issuances](#) | [FAQs](#) | [Job Aids](#) | [BIR Main](#) | [Logout](#)



Republika ng Pilipinas  
Kagawaran ng Pananalapi  
Kawanihan ng Rentas Internas

## eFPS Payment Form

**Filing Reference Number**  
**Taxpayer Identification Number**  
**RDO Code**  
**Taxpayer's Name**  
**Return Period**  
**Tax Type**  
**Amount Due (Php)**  
**Payment Transaction Number  
(Transaction Log Number)**  
**Payment Transaction Date**  
**eFPS MODE OF PAYMENT**

: 010900000607347  
: 222 - 222 -  
: 116  
: LINGKODBAYAN CORP. INTL.  
: 03/31/2009    **qtr** : 0  
: WVC  
: 16,745.11  
: 05105591  
: 05/18/2009

Bank Transfer  
Tax Debit Memo

Print

Submit

Cancel

[ [BIR Main](#) | [User Menu](#) | [Guidelines and Instructions](#) ]


eFPS Payment form is displayed with default payment information retrieved from the eFiled return

User proceeds to select the mode of payment, and select both transacting and depository bank (if fund transfer), and tax debit memo information (if TDM) and tax remittance advice details (if TRA)

Click "Submit" button to perform payment transaction

# Fund Transfer

<b>Filing Reference Number</b>	:	<input type="text" value="180800000604105"/>
<b>Taxpayer Identification Number</b>	:	<input type="text" value="111"/> - <input type="text" value="111"/> - <input type="text" value="111"/> - <input type="text" value="111"/>
<b>RDO Code</b>	:	<input type="text" value="116"/>
<b>Taxpayer's Name</b>	:	<input type="text" value="BAGUMBAYAN, CORP."/>
<b>Return Period</b>	:	<input type="text" value="03/31/2008"/> <b>Qtr :</b> <input type="text" value="1"/>
<b>Tax Type</b>	:	<input type="text" value="IT"/>
<b>Amount Due (PhP)</b>	:	<input type="text" value="959,594.46"/>
<b>Payment Transaction Number (Transaction Log Number)</b>	:	<input type="text" value="090003544"/>
<b>Payment Transaction Date</b>	:	<input type="text" value="01/29/2009"/>
<b>EFPS MODE OF PAYMENT</b>	:	<input type="text" value="Bank Transfer"/> ▼
<b>Transacting Bank (Authorized Agent Bank)</b>	:	<input type="text" value="-"/> ▼
<b>Amount</b>	:	<input type="text" value="0.00"/>





# Tax Debit Memo (TDM)

**Filing Reference Number** : 180800000604105  
**Taxpayer Identification Number** : 111 - 111 - 111 - 111  
**RDO Code** : 116  
**Taxpayer's Name** : BAGUMBAYAN, CORP.  
**Return Period** : 03/31/2008 **Qtr :** 1  
**Tax Type** : IT  
**Amount Due (Php)** : 959,594.46  
**Payment Transaction Number  
(Transaction Log Number)** : 090003544  
**Payment Transaction Date** : 01/29/2009  
**EFPS MODE OF PAYMENT** : Tax Debit Memo

**Date (MM/DD/YYYY)** :

**Tax Debit Memo Number** :

**Tax Debit Memo Amount** :

**Tax Credit Certification Number** :

Print


Submit

Cancel

# Tax Remittance Advice (TRA)



Filing Reference Number	:	<input type="text" value="170900000604937"/>
Taxpayer Identification Number	:	<input type="text" value="111"/> - <input type="text" value="111"/> - <input type="text" value="111"/> - <input type="text" value="111"/>
RDO Code	:	<input type="text" value="116"/>
Taxpayer's Name	:	<input type="text" value="BAGUMBAYAN, CORP."/>
Return Period	:	<input type="text" value="12/31/2008"/> Qtr : <input type="text" value="0"/>
Tax Type	:	<input type="text" value="WG"/>
Amount Due (PhP)	:	<input type="text" value="473.37"/>
Payment Transaction Number (Transaction Log Number)	:	<input type="text" value="090003545"/>
Payment Transaction Date	:	<input type="text" value="01/29/2009"/>
EFPS MODE OF PAYMENT	:	<input type="text" value="Tax Remittance Advice"/>
Date (MM/DD/YYYY)	:	<input type="text" value="01/29/2009"/>
Serial Number	:	<input type="text" value="0201162009142"/>
Tax Remittance Advice Amount	:	<input type="text" value="473.37"/>
Department Code	:	<input type="text" value="-"/>
Agency Code	:	<input type="text" value="-"/>
Fund Type Code	:	<input type="text" value="-"/>

# ePayment




Bureau of Internal Revenue  
Republic of the Philippines


eFPS Home | eFPS Login | Revenue Issuances | FAQs | BIR Main



Philippine National Bank



Save



Print

PNB has successfully received the following information from BIR EFPS:

Filing Reference Number	010200000008276
Payment Transaction Number	000003306
TIN	555-555-555
Branch No.	555
RDO Code	116
Taxpayer's Name	KABABAYAN CORP.
Tax Type	WC
Tax Return Period	01/31/2002
Amount Due	Php 8,888.00
Actual Amount to be Paid	Php 888.00
Transacting Bank Code	033000
Depository Bank Code	033128
Date Instruction Received:	05/31/2003 02:34:31 PM

**Reminder :** This receipt is not a proof of payment. Authorized representative/s who wish to pay at a later date must login at <https://www.pnbmanila.com.ph> to approve pending Tax ePayments. Please note that taxpayer is liable for late payments.

If you wish to pay immediately, click "Pay Now".

[Pay Now](#) [Pay Later](#)

Customer Services: Roger Estanislao, Tess Malata  
(Direct) 551-5018; (Trunk) 091-8040 local 4455, 2042

Technical Assistance: Joel Malina [malina@pnb.com.ph](mailto:malina@pnb.com.ph)

The user is re-directed to their bank's ePayment website facility, and from hereon, the bank's procedure for e-payment is followed

# ePayment

BIR eFPS has received the payment confirmation of your tax return from  
TESTBANK

TIN	999 - 999 - 999 - 999
Taxpayer's Name	ANAKBAYAN CORP.
Tax Type	IT
Return Period	03/31/2009
Transacting Bank	TESTBANK (111111 )
Reference Number	180900000604679
Payment Transaction Number	90003226
Payment Transaction Date	01/14/2009
Actual Amount Paid	5755.08
TESTBANK 's Confirmation Number	25802304

Payment confirmation is sent by the bank's e-payment facility to eFPS and is shown to the user

Please refer to the Tax Return Inquiry facility to check the status of your payment.

[ [EFPS Main](#) | [BIR Main](#) | [Help](#) | [Print](#) ]



# Return and Payment Inquiry



# Tax Return Inquiry

- After successfully logging-in to the eFPS, select the tax form you want to inquire on from the Form List in the eFPS User Menu Page
- Click on Tax Return Inquiry Button

**eFPS User Menu**

TIN : 333 - 333 - 333 - 333

Username: testuser

Name : MAKABAYAN CORP.

Form : 1604E - Annual Information Return of Creditable Income Taxes Withheld...

*Note: If you find that your registration information is not updated or erroneous, please contact BIR Helpdesk.*

[Change User Info](#) [File Tax Return](#) [Tax Return Inquiry](#) [Enroll More Users](#)

[BIR Main](#) | [Help](#)

*\* This menu only displays the forms that can be accessed by the user depending on the REGISTRATION information*

# Tax Return Inquiry

- Specify what specific Filed Tax Return you want to inquire on in the Tax Return Search Page
- Click on Get Tax Filed Button to retrieve the return

The screenshot shows a web interface titled "Tax Return Search". The main heading is "1604E - Annual Information Return of Creditable Income Taxes (Expanded)/Income Payments Exempt from Withholding Tax". Below this, there are three search criteria:

- TIN**: Four input boxes, each containing the number "333".
- NAME**: A text input field containing "MAKABAYAN CORP.".
- YEAR END**: A dropdown menu showing "2002" and "(yyyy)".

At the bottom of the search area, there are two buttons: "Get Tax Filed" and "Cancel". The "Get Tax Filed" button is circled in black. Below the buttons, there is a navigation link: "[ BIR Main | User Menu | Help ]".

*\* The parameters asked in this page vary depending on the tax return form*

# Tax Return Inquiry

- Click on the *Reference Number* link of the specific filed tax return you want to inquire on in the Tax Return Search Result Page

**TAX RETURN SEARCH RESULT**

[HELP](#)

**1604E - Annual Information Return of Creditable Income Taxes (Expanded)/Income Payments Exempt from Withholding Tax**

<b>TIN</b>	: 333-333-333 333
<b>Name</b>	: MAKABAYAN CORP.
<b>For Tax Period</b>	: 2002

REFERENCE NO	DATE FILED	COMMENT	PAYMENT STATUS
<a href="#">230300000010147</a>	SEPTEMBER 22, 2003	WITH TAX RETURN DETAIL	NO PAYMENT DETAILS
<a href="#">230300000010147</a>	SEPTEMBER 22, 2003	WITH TAX RETURN DETAIL	NO PAYMENT DETAILS
<a href="#">230300000010147</a>	SEPTEMBER 22, 2003	WITH TAX RETURN DETAIL	NO PAYMENT DETAILS
<a href="#">230300000010147</a>	SEPTEMBER 22, 2003	WITH TAX RETURN DETAIL	NO PAYMENT DETAILS


[ [BIR Main](#) | [Tax Return Inquiry](#) | [User Menu](#) | [Help](#) ]



# Tax Return Inquiry

[Guidelines and Instructions](#)  
Reference No: 01030000011031  
Date Filed: 10/05/2003 06:13 pm

PSOC: [ ] PSIC: 0099

 **Republika ng Pilipinas**  
Kagawaran ng Pananalapi  
Kawanihan ng Rentas  
Internas

**Monthly Remittance Return  
of Income Taxes Withheld  
on Compensation**

BIR Form No.  
**1601-C**  
September 2001 (  CS)

**1** For the Month (MM/YYYY)  
09 - September 2003

**2** Amended Return?  
 Yes  No

**3** No. of Sheets Attached  
1

**4** Any Taxes Withheld?  
 Yes  No

**Part I Background Information**

**5** TIN 333 333 000 000

**6** RDO Code 123

**7** Line of Business/ Occupation OTHER LAND TRANSPORT C

**8** Withholding Agents Name (Last Name, First Name, Middle Name for Individuals) (Registered Name for Non-Individuals)  
IPON SHOP

**9** Telephone Number  
0916

**10** Registered Address  
1 Street LIPA CITY

**11** Zip Code

**12** Category of Withholding Agent  
 Private  Government

**13** Are there payees availing of tax relief under Special law or International Tax Treaty?  
 Yes  No If yes, specify

**14** A T C  
WWW010

**Part II Computation of Tax**

Particulars	Amount of Compensation	Tax Due
<b>15</b> Total Amount of Compensation	45,350.00	
<b>16</b> Less: Non Taxable Compensation	0.00	
<b>17</b> Taxable Compensation	45,350.00	
<b>18</b> Tax Required to be Withheld		345,340.00
<b>19</b> Add/Less: Adjustment (from Item 25 of Section A)		0.00
<b>20</b> Tax Required to be Withheld for Remittance		345,340.00
<b>21</b> Less: Tax Remitted in Return Previously Filed, if this is an amended return		0.00
<b>22</b> Tax Still Due (Overremittance)		345,340.00
<b>23</b> Add: Penalties		
<b>23A</b> Surcharge 0.00		
<b>23B</b> Interest 0.00		
<b>23C</b> Compromise 0.00		
<b>23D</b>		0.00
<b>24</b> Tax Amount Still Due (Overremittance)		345,340.00

**Section A more...** Adjustment of Taxes Withheld on Compensation For Previous Months

Previous Month(s)/Year (1)	Date Paid (2)	Bank Validation/ RDR No. (3)	Bank Code (4)
(MM/YYYY)	(MM/DD/YYYY)		

**Section A (continuation)**

Tax Paid (Excluding Penalties) for the Month/Year (5)	Should Be Tax Due for the Month/Year (6)	From Current Year (7a)	Adjustment (7) From Year-End Adjustment of the Immediately Preceding Year (7b)

**25** Total (7a plus 7b) (To Item 19) 0.00

Print    Payment Details    View Attachments    Proceed to Payment

Upon selecting from the list of filed tax return forms, the return, together with its details, will be displayed for the taxpayer.

At the upper right most portion of the page, the Filing Reference Number and Date/Time Filed are displayed.

Sample Tax Return Inquiry Form


# Tax Return Inquiry

[Guidelines and Instructions](#)

Reference No: 010300000011031

Date Filed: 10/05/2003 06:13 pm

PSOC: [ ] PSIC: [0999]

 **Republika ng Pilipinas**  
Kagawaran ng Pananalapi  
Kawanihan ng Rentas  
Internas

**Monthly Remittance Return of Income Taxes Withheld on Compensation**

BIR Form No. **1601-C**  
September 2001 (ENCS)

1 For the Month (MM/YYYY) [09-September] 2003 2 Amended Return?  Yes  No 3 No. of Sheets Attached [1] 4 Any Taxes Withheld?  Yes  No

**Part I Background Information**

5 TIN [333 333 000 000] 6 RDO Code [123] 7 Line of Business/Occupation [OTHER LAND TRANSPORT C] 8 Withholding Agents Name (Last Name, First Name, Middle Name for Individuals) (Registered Name for Non-Individuals) [PON SHOP] 9 Telephone Number [0916] 10 Registered Address [1 Street LIPA CITY] 11 Zip Code [ ] 12 Category of Withholding Agent  Private  Government 13 Are there payees availing of tax relief under Special Law or International Tax Treaty?  Yes  No If yes, specify [ ] 14 A T C [WWW010]

**Part II Computation of Tax**

Particulars	Amount of Compensation	Tax Due	
15 Total Amount of Compensation	15 45,350.00		
16 Less: Non Taxable Compensation	16 0.00		
17 Taxable Compensation	17 45,350.00		
18 Tax Required to be Withheld		18 345,340.00	
19 Add/Less: Adjustment (from Item 25 of Section A)		19 0.00	
20 Tax Required to be Withheld for Remittance		20 345,340.00	
21 Less: Tax Remitted in Return Previously Filed, if this is an amended return		21 0.00	
22 Tax Still Due/(Overremittance)		22 345,340.00	
23 Add: Penalties			
23A Surcharge 0.00	23B Interest 0.00	23C Compromise 0.00	23D 0.00
24 Tax Amount Still Due/(Overremittance)		24 345,340.00	

**Section A more Adjustment of Taxes Withheld on Compensation For Previous Months**

Previous Month(s)/Year (1)	Date Paid (2)	Bank Validation/ ROR No. (3)	Bank Code (4)
[ ]	[ ]	[ ]	[ ]

**Section A (continuation)**

Tax Paid (Excluding Penalties) for the Month/Year (5)	Should Be Tax Due for the Month/Year (6)	From Current Year (7a)	Adjustment (7b) From Year-End Adjustment of the Immediately Preceding Year (7b)
[ ]	[ ]	[ ]	[ ]

25 Total (7a plus 7b)(To Item 19) [ ] 0.00

At the bottom of the Tax Inquiry Form Page, the Print Payment Details View Attachments Proceed to Payment buttons are displayed.

# Return and Payment Inquiry

TIN	:111-111-111 111
Name	:BAGUMBAYAN CORP.
Tax Period	:04/30/2003
Reference Number	: 010300000055459

Payment Transaction No	: 60145
Date	: 05/08/2003
TDM Amount	: 0.00
TDM Number	:
TCC Number	:
Cash Amount Paid	: 1.00
Bank	: 002000

Origin	Bank Code	Amount	Number	Date	Status	Message
No Available Online Confirmation						
No Available Batch Confirmation						
No Available Acknowledgement						

Payment Transaction No	: 60152
Date	: 05/08/2003
TDM Amount	: 0.00
TDM Number	:
TCC Number	:
Cash Amount Paid	: 1.00
Bank	: 169000

Origin	Bank Code	Amount	Number	Date	Status	Message
No Available Online Confirmation						
No Available Batch Confirmation						
No Available Acknowledgement						


Payment Transaction No	: 60153
Date	: 05/08/2003
TDM Amount	: 0.00
TDM Number	:
TCC Number	:
Cash Amount Paid	: 1.00
Bank	: 002000

Origin	Bank Code	Amount	Number	Date	Status	Message
No Available Online Confirmation						
No Available Batch Confirmation						
No Available Acknowledgement						

Total Payment : 0.00

**Payment details are displayed**





# Change User Information



# eFPS User Menu

**Bureau of Internal Revenue**  
Republic of the Philippines

[eFPS Home](#) | [eFPS Login](#) | [Revenue Issuances](#) | [FAQs](#) | [BIR Main](#) | [eFPS Logout](#)

## eFPS User Menu

TIN : 555 - 555 - 555 - 555

Username :

Name :

Form :

*Note: If you find that your registration information is not updated or erroneous, please contact BIR Helpdesk.*

[Change User Info](#) [File Tax Return](#) [Tax Return Inquiry](#) [Enroll More Users](#)

**Click "Change User Info"**

[BIR Main](#) | [Help](#)

# Change User Information



Bureau of Internal Revenue  
Republic of the Philippines

[eFPS Home](#) | [eFPS Login](#) | [Revenue Issuances](#) | [FAQs](#) | [BIR Main](#)

**efps**

## eFPS User Information Form

TIN	:	<input type="text" value="111"/>	-	<input type="text" value="111"/>	-	<input type="text" value="111"/>	-	<input type="text" value="111"/>
Name	:	<input type="text" value="Bagumbayan Corp."/>						
Username	:	<input type="text" value="username"/>						
E-mail	:	<input type="text" value="username@hotmail.com"/>						
Question	:	<input type="text" value="am i an authorized user?"/>						
Answer	:	<input type="text" value="AAAA"/>						
Confirm Answer	:	<input type="text" value="AAAA"/>						
Password	:	<input type="password" value="AAAA"/>						

Note: Username, Password, and answer to Challenge Question are case-sensitive.

User can change email address, challenge question and answer to the challenge question

Click "Change Password" to change the eFPS login password

# Change User Information



Bureau of Internal Revenue  
Republic of the Philippines

[eFPS Home](#) | [eFPS Login](#) | [Revenue Issuances](#) | [FAQs](#) | [BIR Main](#)

**efps**

## Change Password

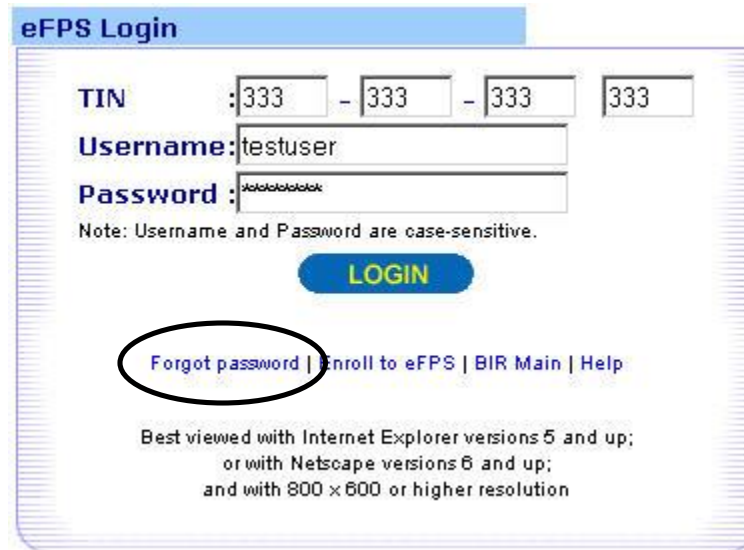
TIN	:	<input type="text" value="111"/>	-	<input type="text" value="111"/>	-	<input type="text" value="111"/>	<input type="text" value="111"/>
Name	:	<input type="text" value="Bagumbayan Corp."/>					
User Name	:	<input type="text" value="username"/>					
Password	:	<input type="password" value="password"/>					
New Password	:	<input type="password" value="password"/>					
Confirm New Password	:	<input type="password" value="password"/>					

User has to enter current password and enter the new password twice

Click "Submit" to effect the change

# Forgot Password Functionality

- In eFPS Login Page, click on **<Forgot Password>** link



The screenshot displays the eFPS Login interface. At the top, there is a blue header with the text "eFPS Login". Below this, the form contains several input fields: a TIN field with four boxes containing "333", "333", "333", and "333" separated by dashes; a Username field containing "testuser"; and a Password field containing "\*\*\*\*\*". Below the password field is a note: "Note: Username and Password are case-sensitive." A blue "LOGIN" button is positioned below the note. At the bottom of the form, there is a navigation menu with links: "Forgot password", "Enroll to eFPS", "BIR Main", and "Help". The "Forgot password" link is circled in black. Below the navigation menu, there is a footer with the text: "Best viewed with Internet Explorer versions 5 and up; or with Netscape versions 6 and up; and with 800 x 600 or higher resolution".



# Forgot Password Functionality

- Enter the answer to the preferred challenge question specified during enrollment
- Click on Submit Button

eFPS Challenge Question

TIN :  -  -  -


Username:

Name :

**authorized?**

Answer :

Note: Answer to challenge question is case-sensitive.

 Submit

[BIR Main](#) | [Help](#)

*\* Answer to the Challenge Question is case sensitive*

# ***Forgot Password Functionality***

Password Changed Notification Page is displayed.  
Link to Login Page is available on this page.



**Password Changed**

**Your password has been successfully changed and will be shortly emailed to you.**

**If the email doesn't arrive in 30 minutes, please try resetting your password again.**

[BIR Main](#) [Log-In](#)

# Attachment in EFPS

- SLSP
  - MAP
  - SAWT
  - Alphalist
- 
- For large file (greater than 2MB): use eSubmission located in the BIR website or thru email address [rdo999wtalphalist@bir.gov.ph](mailto:rdo999wtalphalist@bir.gov.ph) where 999 is the RDO code.

# Attachment in EFPS

- Other attachment: manually submitted to RDO within 15 days from date of filing.

**THANK YOU !!!**

**You may download eFPS  
instructional materials at:**

**<http://www.bir.gov.ph>**

