



# MIMAROPA

## Regional Competitiveness

Cities and Municipalities Competitiveness Index (CMCI)

ROADSHOW - Palawan

**KAREN I. LEANDER**

**MIMAROPA RCC Focal Person**



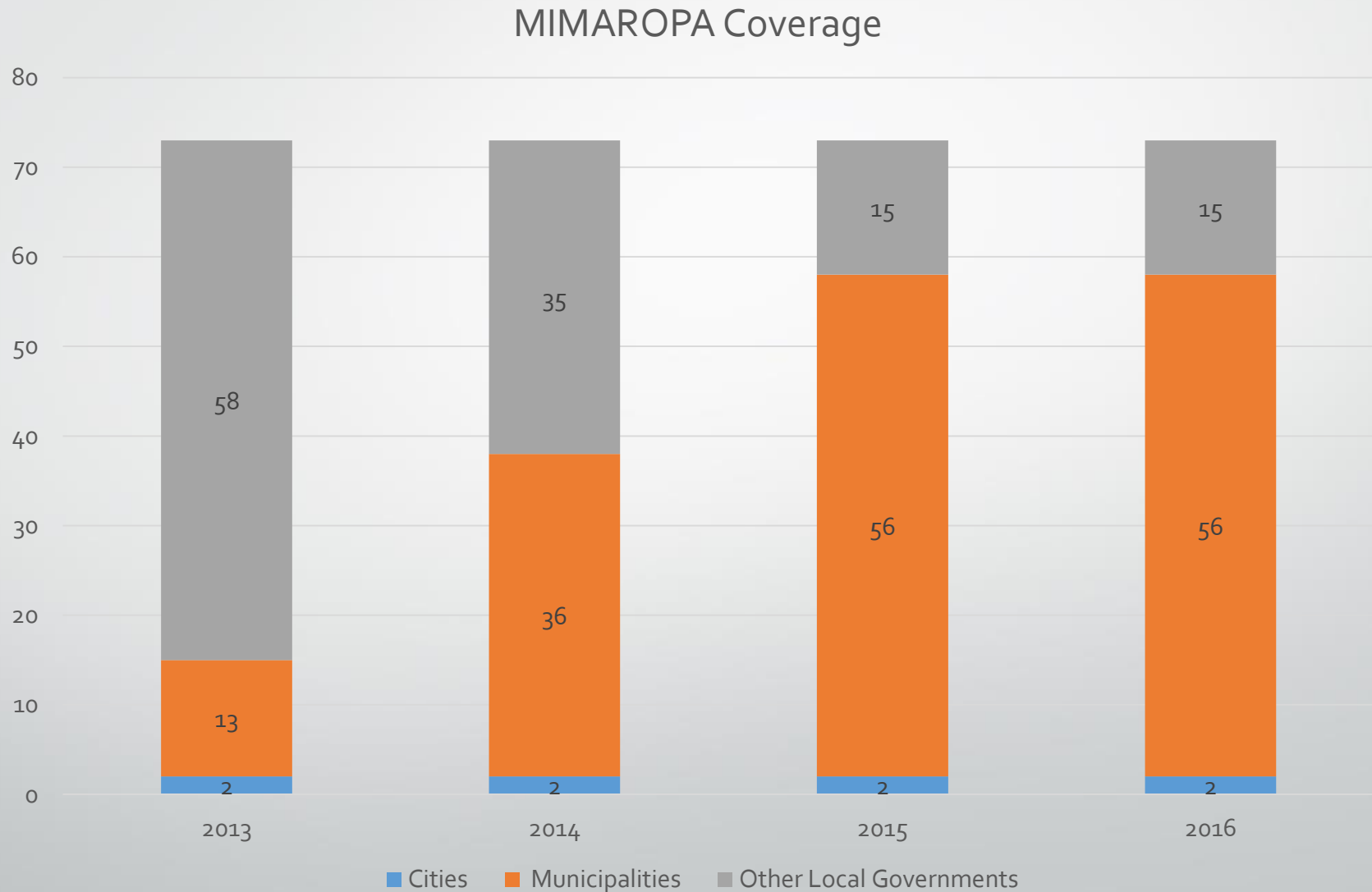
# Cities and Municipalities Competitiveness Index

2016



# COVERAGE

# Local Governments Covered in MIMAROPA REGION: 2013 - 2016



**\*Out of 73 Local Governments in the MIMAROPA Region**

# Local Governments Covered in MIMAROPA REGION: 2013 - 2016

## Remaining 15 LGUs not covered

### Palawan

| Municipality    | Income Class          |
|-----------------|-----------------------|
| 1. Agutaya      | 5 <sup>th</sup> Class |
| 2. Araceli      | 4 <sup>th</sup> Class |
| 3. Balabac      | 2 <sup>nd</sup> Class |
| 4. Cagayancillo | 6 <sup>th</sup> Class |
| 5. Cuyo         | 4 <sup>th</sup> Class |
| 6. Dumarán      | 3 <sup>rd</sup> Class |
| 7. Kalayaan     | 5 <sup>th</sup> Class |
| 8. Linapacan    | 5 <sup>th</sup> Class |
| 9. Magsaysay    | 5 <sup>th</sup> Class |

### Romblon

| Municipality  | Income Class          |
|---------------|-----------------------|
| 1. Banton     | 5 <sup>th</sup> Class |
| 2. Concepcion | 6 <sup>th</sup> Class |
| 3. Corcuera   | 5 <sup>th</sup> Class |
| 4. Ferrol     | 6 <sup>th</sup> Class |
| 5. San Jose   | 5 <sup>th</sup> Class |
| 6. Santa Fe   | 5 <sup>th</sup> Class |



# The RESULTS

## CMCI 2016

# Overall Rankings – TOP 3

## Province

| Overall |         | Province       | Region                    |
|---------|---------|----------------|---------------------------|
| Rank    | Score   |                |                           |
| 1       | 35.6731 | Rizal          | Region IVA (CALABARZON)   |
| 2       | 31.7951 | Cavite         | Region IVA (CALABARZON)   |
| 3       | 30.8562 | South Cotabato | Region XII (SOCCSKSARGEN) |

# Overall Rankings – TOP 3

## All Cities

| Overall |         | Local Government | Region       | Economic Dynamism |         | Government Efficiency |         | Infrastructure |         |
|---------|---------|------------------|--------------|-------------------|---------|-----------------------|---------|----------------|---------|
| Rank    | Score   |                  |              | Rank              | Score   | Rank                  | Score   | Rank           | Score   |
| 1       | 55.8357 | Quezon City      | Metro Manila | 4                 | 15.293  | 2                     | 20.6841 | 1              | 19.8585 |
| 2       | 54.6102 | City of Manila   | Metro Manila | 3                 | 16.6022 | 1                     | 21.5447 | 4              | 16.4632 |
| 3       | 54.3892 | Makati City      | Metro Manila | 1                 | 18.7116 | 5                     | 17.8262 | 2              | 17.8513 |



# Overall Rankings – TOP 3

## Highly Urbanized Cities

| Overall |         | Local Government | Region       | Economic Dynamism |         | Government Efficiency |         | Infrastructure |         |
|---------|---------|------------------|--------------|-------------------|---------|-----------------------|---------|----------------|---------|
| Rank    | Score   |                  |              | Rank              | Score   | Rank                  | Score   | Rank           | Score   |
| 1       | 57.155  | Quezon City      | Metro Manila | 3                 | 17.1175 | 2                     | 20.999  | 1              | 19.0384 |
| 2       | 56.2267 | Makati City      | Metro Manila | 1                 | 20.4822 | 5                     | 18.6031 | 2              | 17.1414 |
| 3       | 54.7559 | City of Manila   | Metro Manila | 4                 | 16.6628 | 1                     | 21.9396 | 4              | 16.1561 |

# Overall Rankings – TOP 3

## Component Cities

| Overall |         | Local Government                  | Region                        | Economic Dynamism |         | Government Efficiency |         | Infrastructure |         |
|---------|---------|-----------------------------------|-------------------------------|-------------------|---------|-----------------------|---------|----------------|---------|
| Rank    | Score   |                                   |                               | Rank              | Score   | Rank                  | Score   | Rank           | Score   |
| 1       | 55.1845 | Naga City,<br>Camarines Sur       | Region V –<br>Bicol Region    | 1                 | 19.2785 | 1                     | 18.7965 | 1              | 17.1094 |
| 2       | 48.3338 | San Fernando<br>City,<br>Pampanga | Region III –<br>Central Luzon | 4                 | 15.9306 | 8                     | 17.1912 | 6              | 15.212  |
| 3       | 47.7672 | Legazpi City,<br>Albay            | Region V –<br>Bicol Region    | 13                | 13.3682 | 3                     | 18.0904 | 3              | 16.3085 |

# Overall Rankings – TOP 3

## All Municipalities

| Overall |         | Local Government         | Region                     | Economic Dynamism |         | Government Efficiency |         | Infrastructure |         |
|---------|---------|--------------------------|----------------------------|-------------------|---------|-----------------------|---------|----------------|---------|
| Rank    | Score   |                          |                            | Rank              | Score   | Rank                  | Score   | Rank           | Score   |
| 1       | 43.3451 | Cainta, Rizal            | Region IVA<br>(CALABARZON) | 2                 | 13.9686 | 3                     | 14.2994 | 1              | 15.0771 |
| 2       | 41.7043 | Taytay, Rizal            | Region IVA<br>(CALABARZON) | 4                 | 12.9057 | 4                     | 14.281  | 3              | 14.5177 |
| 3       | 41.0302 | General Trias,<br>Cavite | Region IVA<br>(CALABARZON) | 1                 | 15.2344 | 18                    | 13.0835 | 6              | 12.7123 |

# Overall Rankings – TOP 3

## 1<sup>st</sup> to 2<sup>nd</sup> Class Municipalities

| Overall |         | Local Government         | Region                     | Economic Dynamism |         | Government Efficiency |         | Infrastructure |         |
|---------|---------|--------------------------|----------------------------|-------------------|---------|-----------------------|---------|----------------|---------|
| Rank    | Score   |                          |                            | Rank              | Score   | Rank                  | Score   | Rank           | Score   |
| 1       | 45.0291 | Cainta, Rizal            | Region IVA<br>(CALABARZON) | 2                 | 13.8295 | 1                     | 16.1823 | 1              | 15.0169 |
| 2       | 43.0589 | Taytay, Rizal            | Region IVA<br>(CALABARZON) | 4                 | 12.7855 | 2                     | 15.8212 | 3              | 14.4522 |
| 3       | 41.788  | General Trias,<br>Cavite | Region IVA<br>(CALABARZON) | 1                 | 15.2342 | 12                    | 13.9409 | 6              | 12.6129 |

# Overall Rankings – TOP 3

## 3<sup>rd</sup> to 6<sup>th</sup> Class Municipalities

| Overall |         | Local Government            | Region                       | Economic Dynamism |         | Government Efficiency |         | Infrastructure |         |
|---------|---------|-----------------------------|------------------------------|-------------------|---------|-----------------------|---------|----------------|---------|
| Rank    | Score   |                             |                              | Rank              | Score   | Rank                  | Score   | Rank           | Score   |
| 1       | 36.9687 | Infanta, Quezon             | Region IVA (CALABARZON)      | 5                 | 11.6726 | 69                    | 11.3657 | 1              | 13.9304 |
| 2       | 35.9758 | Baler, Aurora               | Region IVA (CALABARZON)      | 9                 | 11.1905 | 45                    | 11.8038 | 3              | 12.9816 |
| 3       | 35.9428 | Calamba, Misamis Occidental | Region X – Northern Mindanao | 13                | 10.9236 | 8                     | 13.0237 | 16             | 11.9955 |

# Overall Rankings – MIMAROPA Region

## Province

| Overall |         | Province           |
|---------|---------|--------------------|
| Rank PH | Score   |                    |
| 20      | 26.0681 | Marinduque         |
| 30      | 25.0841 | Palawan            |
| 37      | 23.6516 | Oriental Mindoro   |
| 42      | 23.2583 | Occidental Mindoro |
| 68      | 18.3591 | Romblon            |

Out of 74 Provinces

# Overall Rankings – MIMAROPA Region

## All Cities

| 2015    |         |         | LGU                  | Economic Dynamism |         |        | Government Efficiency |         |         | Infrastructure |         |        |
|---------|---------|---------|----------------------|-------------------|---------|--------|-----------------------|---------|---------|----------------|---------|--------|
| Rank 4B | Rank PH | Score   |                      | Rank 4B           | Rank PH | Score  | Rank 4B               | Rank PH | Score   | Rank 4B        | Rank PH | Score  |
| 1       | 45      | 31.7816 | Puerto Princesa City | 2                 | 84      | 7.6799 | 1                     | 37      | 14.4509 | 1              | 44      | 9.6508 |
| 2       | 86      | 28.7793 | Calapan City         | 1                 | 67      | 7.9211 | 2                     | 82      | 12.9645 | 2              | 112     | 7.8937 |

Out of 144 cities (participated in CMCI) in the Philippines

# Overall Rankings – MIMAROPA Region

## Municipalities

| 2015    |         |         | LGU                | Class | Province | Economic Dynamism |         |        | Government Efficiency |         |         | Infrastructure |         |         |
|---------|---------|---------|--------------------|-------|----------|-------------------|---------|--------|-----------------------|---------|---------|----------------|---------|---------|
| Rank 4B | Rank PH | Score   |                    |       |          | Rank 4B           | Rank PH | Score  | Rank 4B               | Rank PH | Score   | Rank 4B        | Rank PH | Score   |
| 1       | 63      | 28.7632 | <b>Pinamalayan</b> | 1     | ORM      | 2                 | 31      | 9.3053 | 6                     | 176     | 10.9853 | 6              | 205     | 8.4726  |
| 2       | 84      | 28.0919 | <b>Boac</b>        | 1     | MDQ      | 4                 | 76      | 8.5501 | 3                     | 81      | 11.7784 | 22             | 439     | 7.7633  |
| 3       | 89      | 27.9939 | <b>San Jose</b>    | 1     | OCM      | 1                 | 21      | 9.8042 | 18                    | 439     | 9.1718  | 3              | 123     | 9.0179  |
| 4       | 102     | 27.6527 | <b>San Vicente</b> | 1     | PAL      | 38                | 549     | 6.5440 | 10                    | 248     | 10.5851 | 1              | 29      | 10.5236 |
| 5       | 144     | 26.7102 | <b>Narra</b>       | 1     | PAL      | 10                | 188     | 7.6594 | 4                     | 149     | 11.1951 | 18             | 398     | 7.8557  |
| 6       | 169     | 26.3949 | <b>Sta. Cruz</b>   | 1     | MDQ      | 5                 | 96      | 8.2351 | 17                    | 425     | 9.2876  | 4              | 142     | 8.8722  |
| 7       | 170     | 26.3886 | <b>Torrijos</b>    | 3     | MDQ      | 16                | 237     | 7.4285 | 2                     | 68      | 11.9748 | 35             | 703     | 6.9853  |

Out of 1,245 municipalities (participated in CMCI) in the Philippines



# Overall Rankings – MIMAROPA Region

## Municipalities

| 2015    |         |         | LGU                  | Class | Province | Economic Dynamism |         |        | Government Efficiency |         |         | Infrastructure |         |        |
|---------|---------|---------|----------------------|-------|----------|-------------------|---------|--------|-----------------------|---------|---------|----------------|---------|--------|
| Rank 4B | Rank PH | Score   |                      |       |          | Rank 4B           | Rank PH | Score  | Rank 4B               | Rank PH | Score   | Rank 4B        | Rank PH | Score  |
| 8       | 177     | 26.2888 | <b>Aborlan</b>       | 1     | PAL      | 39                | 572     | 6.4801 | 1                     | 59      | 12.1161 | 24             | 459     | 7.6926 |
| 9       | 203     | 25.9938 | <b>Puerto Galera</b> | 1     | ORM      | 6                 | 98      | 8.2195 | 14                    | 382     | 9.5772  | 9              | 280     | 8.1970 |
| 10      | 210     | 25.8691 | <b>Taytay</b>        | 1     | PAL      | 19                | 255     | 7.3480 | 7                     | 235     | 10.6443 | 17             | 387     | 7.8767 |
| 11      | 211     | 25.8536 | <b>El Nido</b>       | 1     | PAL      | 25                | 320     | 7.1760 | 8                     | 237     | 10.6327 | 12             | 320     | 8.0449 |
| 12      | 229     | 25.6261 | <b>Naujan</b>        | 1     | ORM      | 7                 | 128     | 7.9568 | 16                    | 410     | 9.3626  | 8              | 244     | 8.3066 |
| 13      | 242     | 25.4157 | <b>Bataraza</b>      | 1     | PAL      | 35                | 461     | 6.7876 | 9                     | 239     | 10.6311 | 15             | 343     | 7.9969 |
| 14      | 271     | 25.0657 | <b>Brookes Point</b> | 1     | PAL      | 21                | 276     | 7.2746 | 12                    | 360     | 9.7624  | 14             | 329     | 8.0287 |

Out of 1,245 municipalities (participated in CMCI) in the Philippines

# Overall Rankings – MIMAROPA Region

## Municipalities

| 2015    |         |         | LGU      | Class | Province | Economic Dynamism |         |        | Government Efficiency |         |         | Infrastructure |         |        |
|---------|---------|---------|----------|-------|----------|-------------------|---------|--------|-----------------------|---------|---------|----------------|---------|--------|
| Rank 4B | Rank PH | Score   |          |       |          | Rank 4B           | Rank PH | Score  | Rank 4B               | Rank PH | Score   | Rank 4B        | Rank PH | Score  |
| 15      | 280     | 24.9362 | Sablayan | 1     | OCM      | 8                 | 136     | 7.9153 | 20                    | 463     | 9.0251  | 16             | 345     | 7.9959 |
| 16      | 282     | 24.931  | Mogpog   | 3     | MDQ      | 15                | 234     | 7.4335 | 15                    | 401     | 9.4166  | 10             | 312     | 8.0809 |
| 17      | 305     | 24.7063 | Gasán    | 3     | MDQ      | 13                | 208     | 7.5302 | 5                     | 160     | 11.1069 | 45             | 902     | 6.0691 |
| 18      | 318     | 24.587  | Rizal    | 1     | PAL      | 41                | 620     | 6.3533 | 25                    | 553     | 8.4209  | 2              | 55      | 9.8127 |
| 19      | 337     | 24.3571 | Quezon   | 1     | PAL      | 24                | 319     | 7.1813 | 13                    | 369     | 9.6764  | 27             | 532     | 7.4994 |
| 20      | 362     | 24.042  | Socorro  | 4     | ORM      | 11                | 199     | 7.5969 | 19                    | 462     | 9.0294  | 29             | 564     | 7.4158 |
| 21      | 399     | 23.6242 | Roxas    | 2     | ORM      | 3                 | 57      | 8.7479 | 33                    | 784     | 6.8331  | 13             | 322     | 8.0431 |

Out of 1,245 municipalities (participated in CMCI) in the Philippines

# Overall Rankings – MIMAROPA Region

## Municipalities

| 2015    |         |         | LGU                      | Class | Province | Economic Dynamism |         |        | Government Efficiency |         |         | Infrastructure |         |        |
|---------|---------|---------|--------------------------|-------|----------|-------------------|---------|--------|-----------------------|---------|---------|----------------|---------|--------|
| Rank 4B | Rank PH | Score   |                          |       |          | Rank 4B           | Rank PH | Score  | Rank 4B               | Rank PH | Score   | Rank 4B        | Rank PH | Score  |
| 22      | 403     | 26.5676 | <b>Sofronio Espanola</b> | 2     | PAL      | 37                | 537     | 6.5797 | 11                    | 326     | 10.0035 | 36             | 705     | 6.9843 |
| 23      | 404     | 23.5663 | <b>Odiongan</b>          | 2     | ROM      | 26                | 322     | 7.1710 | 26                    | 608     | 8.0162  | 7              | 228     | 8.3791 |
| 24      | 410     | 23.5124 | <b>Coron</b>             | 1     | PAL      | 17                | 241     | 7.409  | 24                    | 547     | 8.4461  | 25             | 478     | 7.6573 |
| 25      | 415     | 23.4918 | <b>Bongabong</b>         | 1     | ORM      | 18                | 248     | 7.385  | 22                    | 507     | 8.7283  | 30             | 580     | 7.3785 |
| 26      | 427     | 23.3196 | <b>Roxas</b>             | 1     | PAL      | 33                | 430     | 6.8787 | 29                    | 634     | 7.7892  | 5              | 170     | 8.6517 |
| 27      | 515     | 22.5429 | <b>Buenavista</b>        | 4     | MDQ      | 32                | 427     | 6.8799 | 28                    | 630     | 7.8262  | 20             | 410     | 7.8368 |
| 28      | 612     | 21.5471 | <b>Gloria</b>            | 3     | ORM      | 34                | 440     | 6.8512 | 21                    | 472     | 8.9763  | 52             | 949     | 5.7196 |

Out of 1,245 municipalities (participated in CMCI) in the Philippines

# Overall Rankings – MIMAROPA Region

## Municipalities

| 2015    |         |         | LGU                 | Class | Province | Economic Dynamism |         |        | Government Efficiency |         |        | Infrastructure |         |        |
|---------|---------|---------|---------------------|-------|----------|-------------------|---------|--------|-----------------------|---------|--------|----------------|---------|--------|
| Rank 4B | Rank PH | Score   |                     |       |          | Rank 4B           | Rank PH | Score  | Rank 4B               | Rank PH | Score  | Rank 4B        | Rank PH | Score  |
| 29      | 662     | 21.1516 | <b>Busuanga</b>     | 3     | PAL      | 36                | 528     | 6.6046 | 23                    | 521     | 8.6251 | 47             | 918     | 5.9218 |
| 30      | 680     | 20.8840 | <b>Rizal</b>        | 3     | OCM      | 12                | 204     | 7.5551 | 30                    | 703     | 7.3364 | 46             | 911     | 5.9924 |
| 31      | 690     | 20.7538 | <b>Abra de Ilog</b> | 2     | OCM      | 31                | 405     | 6.9331 | 34                    | 794     | 6.7490 | 33             | 671     | 7.0716 |
| 32      | 699     | 20.6612 | <b>Sta. Cruz</b>    | 1     | OCM      | 9                 | 153     | 7.8318 | 31                    | 733     | 7.0988 | 51             | 948     | 5.7306 |
| 33      | 714     | 20.5107 | <b>Victoria</b>     | 2     | ORM      | 23                | 304     | 7.2082 | 38                    | 892     | 6.0895 | 32             | 629     | 7.2129 |
| 34      | 729     | 20.3152 | <b>Mansalay</b>     | 2     | ORM      | 40                | 577     | 6.4720 | 27                    | 615     | 7.9815 | 50             | 930     | 5.8616 |
| 35      | 733     | 20.2784 | <b>Calatrava</b>    | 5     | ROM      | 45                | 760     | 5.9468 | 36                    | 828     | 6.5506 | 21             | 432     | 7.7811 |

Out of 1,245 municipalities (participated in CMCI) in the Philippines

# Overall Rankings – MIMAROPA Region

## Municipalities

| 2015    |         |         | LGU                | Class | Province | Economic Dynamism |         |        | Government Efficiency |         |        | Infrastructure |         |        |
|---------|---------|---------|--------------------|-------|----------|-------------------|---------|--------|-----------------------|---------|--------|----------------|---------|--------|
| Rank 4B | Rank PH | Score   |                    |       |          | Rank 4B           | Rank PH | Score  | Rank 4B               | Rank PH | Score  | Rank 4B        | Rank PH | Score  |
| 36      | 752     | 20.0902 | <b>Magsaysay</b>   | 3     | OCM      | 28                | 343     | 7.115  | 41                    | 982     | 5.3849 | 26             | 497     | 7.5904 |
| 37      | 754     | 20.0640 | <b>Lubang</b>      | 4     | OCM      | 30                | 393     | 6.9828 | 35                    | 810     | 6.6446 | 39             | 843     | 6.4366 |
| 38      | 793     | 19.6206 | <b>Mamburao</b>    | 2     | OCM      | 14                | 213     | 7.5091 | 45                    | 1062    | 4.6264 | 28             | 538     | 7.4850 |
| 39      | 831     | 19.0076 | <b>Bansud</b>      | 2     | ORM      | 22                | 294     | 7.2273 | 37                    | 839     | 6.4595 | 55             | 1005    | 5.3209 |
| 40      | 878     | 18.3423 | <b>Looc</b>        | 4     | ROM      | 43                | 727     | 6.0636 | 43                    | 1030    | 4.9201 | 31             | 583     | 7.3586 |
| 41      | 911     | 17.9314 | <b>San Teodoro</b> | 4     | ORM      | 44                | 739     | 6.0156 | 40                    | 905     | 6.0021 | 48             | 920     | 5.9137 |
| 42      | 916     | 17.8362 | <b>Sta Maria</b>   | 5     | ROM      | 52                | 884     | 5.5365 | 42                    | 1007    | 5.2301 | 34             | 674     | 7.0695 |

Out of 1,245 municipalities (participated in CMCI) in the Philippines

# Overall Rankings – MIMAROPA Region

## Municipalities

| 2015    |         |         | LGU              | Class | Province | Economic Dynamism |         |        | Government Efficiency |         |        | Infrastructure |         |        |
|---------|---------|---------|------------------|-------|----------|-------------------|---------|--------|-----------------------|---------|--------|----------------|---------|--------|
| Rank 4B | Rank PH | Score   |                  |       |          | Rank 4B           | Rank PH | Score  | Rank 4B               | Rank PH | Score  | Rank 4B        | Rank PH | Score  |
| 43      | 924     | 17.6937 | <b>Alcantara</b> | 5     | ROM      | 51                | 881     | 5.5537 | 47                    | 1096    | 4.0695 | 11             | 315     | 8.0705 |
| 44      | 933     | 17.4511 | <b>Baco</b>      | 3     | ORM      | 56                | 1069    | 4.6894 | 32                    | 776     | 6.8714 | 49             | 924     | 5.8903 |
| 45      | 937     | 17.395  | <b>Looc</b>      | 5     | OCM      | 29                | 374     | 7.0389 | 49                    | 1110    | 3.8179 | 37             | 823     | 6.5381 |
| 46      | 952     | 17.2273 | <b>Culion</b>    | 3     | PAL      | 20                | 267     | 7.316  | 44                    | 1059    | 4.6484 | 56             | 1017    | 5.2628 |
| 47      | 963     | 17.0229 | <b>Calintaan</b> | 3     | OCM      | 27                | 327     | 7.1533 | 53                    | 1126    | 3.6195 | 40             | 875     | 6.2501 |
| 48      | 968     | 16.9420 | <b>Romblon</b>   | 3     | ROM      | 42                | 622     | 6.3507 | 46                    | 1092    | 4.1133 | 38             | 836     | 6.4781 |
| 49      | 972     | 16.9141 | <b>Pola</b>      | 3     | ORM      | 53                | 915     | 5.3854 | 39                    | 903     | 6.0163 | 54             | 979     | 5.5123 |

Out of 1,245 municipalities (participated in CMCI) in the Philippines

# Overall Rankings – MIMAROPA Region

## Municipalities

| 2015    |         |         | LGU          | Class | Province | Economic Dynamism |         |        | Government Efficiency |         |        | Infrastructure |         |        |
|---------|---------|---------|--------------|-------|----------|-------------------|---------|--------|-----------------------|---------|--------|----------------|---------|--------|
| Rank 4B | Rank PH | Score   |              |       |          | Rank 4B           | Rank PH | Score  | Rank 4B               | Rank PH | Score  | Rank 4B        | Rank PH | Score  |
| 50      | 1001    | 16.3197 | San Agustin  | 4     | ROM      | 49                | 808     | 5.7590 | 55                    | 1150    | 2.8383 | 23             | 451     | 7.7223 |
| 51      | 1009    | 16.1710 | San Andres   | 5     | ROM      | 48                | 804     | 5.7716 | 56                    | 1155    | 2.5524 | 19             | 404     | 7.8468 |
| 52      | 1046    | 15.5406 | Paluan       | 3     | OCM      | 50                | 857     | 5.6152 | 52                    | 1118    | 3.7359 | 42             | 882     | 6.1895 |
| 53      | 1052    | 15.3951 | Cajidiocan   | 4     | ROM      | 46                | 783     | 5.8669 | 54                    | 1135    | 3.3718 | 43             | 891     | 6.1564 |
| 54      | 1057    | 15.3142 | San Fernando | 4     | ROM      | 54                | 921     | 5.3500 | 51                    | 1116    | 3.7577 | 41             | 879     | 6.2065 |
| 55      | 1064    | 15.1882 | Bulalacao    | 3     | ORM      | 47                | 798     | 5.8121 | 48                    | 1106    | 3.8508 | 53             | 977     | 5.5253 |
| 56      | 1069    | 14.9076 | Magdiwang    | 5     | ROM      | 55                | 999     | 5.0048 | 50                    | 1113    | 3.7840 | 44             | 895     | 6.1188 |

Out of 1,245 municipalities (participated in CMCI) in the Philippines

# Overall Rankings – Top 3 MIMAROPA Region

## 1<sup>st</sup> – 2<sup>nd</sup> Class Municipalities

| 2015    |         |         | LGU                      | Economic Dynamism |         | Government Efficiency |         | Infrastructure |        |
|---------|---------|---------|--------------------------|-------------------|---------|-----------------------|---------|----------------|--------|
| Rank 4B | Rank PH | Score   |                          | Rank PH           | Score   | Rank PH               | Score   | Rank PH        | Score  |
| 1       | 64      | 28.8106 | Pinamalayan, Or. Mindoro | 32                | 9.28997 | 124                   | 11.0614 | 118            | 8.4593 |
| 2       | 81      | 28.0241 | Boac, Marinduque         | 74                | 8.5125  | 83                    | 11.7724 | 234            | 7.7392 |
| 3       | 86      | 27.877  | San Jose, Occ. Mindoro   | 21                | 9.7637  | 247                   | 9.1001  | 76             | 9.0131 |

Out of 490 and 28 1<sup>st</sup> – 2<sup>nd</sup> Class municipalities in the Philippines and MIMAROPA Region, respectively.



# Overall Rankings – Top 3 MIMAROPA Region

## 3<sup>rd</sup> – 6<sup>th</sup> Class Municipalities

| 2015    |         |         | LGU                     | Economic Dynamism |        | Government Efficiency |         | Infrastructure |        |
|---------|---------|---------|-------------------------|-------------------|--------|-----------------------|---------|----------------|--------|
| Rank 4B | Rank PH | Score   |                         | Rank PH           | Score  | Rank PH               | Score   | Rank PH        | Score  |
| 1       | 42      | 29.5656 | Torrijos,<br>Marinduque | 87                | 8.6807 | 18                    | 12.5464 | 273            | 8.3385 |
| 2       | 71      | 28.3646 | Mogpog,<br>Marinduque   | 52                | 9.0664 | 190                   | 9.7138  | 96             | 9.5844 |
| 3       | 79      | 27.9682 | Socorro, Or.<br>Mindoro | 31                | 9.8161 | 217                   | 9.3232  | 184            | 8.8289 |

Out of 755 and 28 3<sup>rd</sup> – 6<sup>th</sup> Class municipalities in the Philippines and MIMAROPA Region, respectively.

# Overall Rankings – Top 3 MIMAROPA Region

## Three Pillars of Competitiveness

| Economic Dynamism |         |          | LGU                           |
|-------------------|---------|----------|-------------------------------|
| Rank 4B           | Rank PH | Score    |                               |
| 1                 | 21      | 9.804206 | San Jose, Occidental Mindoro  |
| 2                 | 31      | 9.305332 | Pinamalayan, Oriental Mindoro |
| 3                 | 57      | 8.74788  | Roxas, Oriental Mindoro       |

# Overall Rankings – Top 3 MIMAROPA Region

## Three Pillars of Competitiveness

| Government Efficiency |         |           | LGU                  |
|-----------------------|---------|-----------|----------------------|
| Rank 4B               | Rank PH | Score     |                      |
| 1                     | 59      | 12.116093 | Aborlan, Palawan     |
| 2                     | 68      | 11.974789 | Torrijos, Marinduque |
| 3                     | 81      | 11.778439 | Boac, Marinduque     |

# Overall Rankings – Top 3 MIMAROPA Region

## Three Pillars of Competitiveness

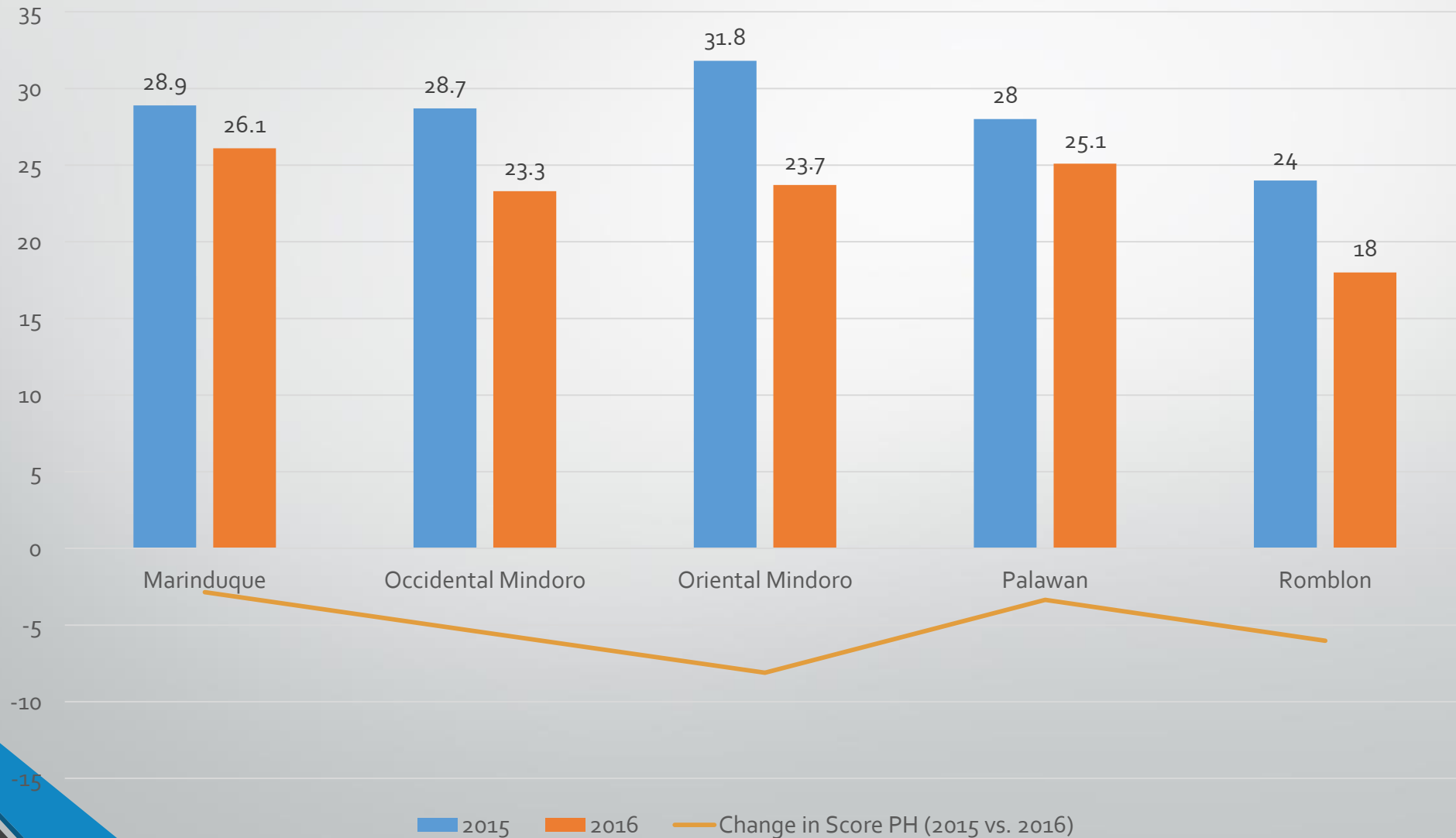
| Infrastructure |         |           | LGU                          |
|----------------|---------|-----------|------------------------------|
| Rank 4B        | Rank PH | Score     |                              |
| 1              | 29      | 10.523636 | San Vicente, Palawan         |
| 2              | 55      | 9.812756  | Rizal, Palawan               |
| 3              | 123     | 9.017872  | San Jose, Occidental Mindoro |



# Comparative Analysis of Results

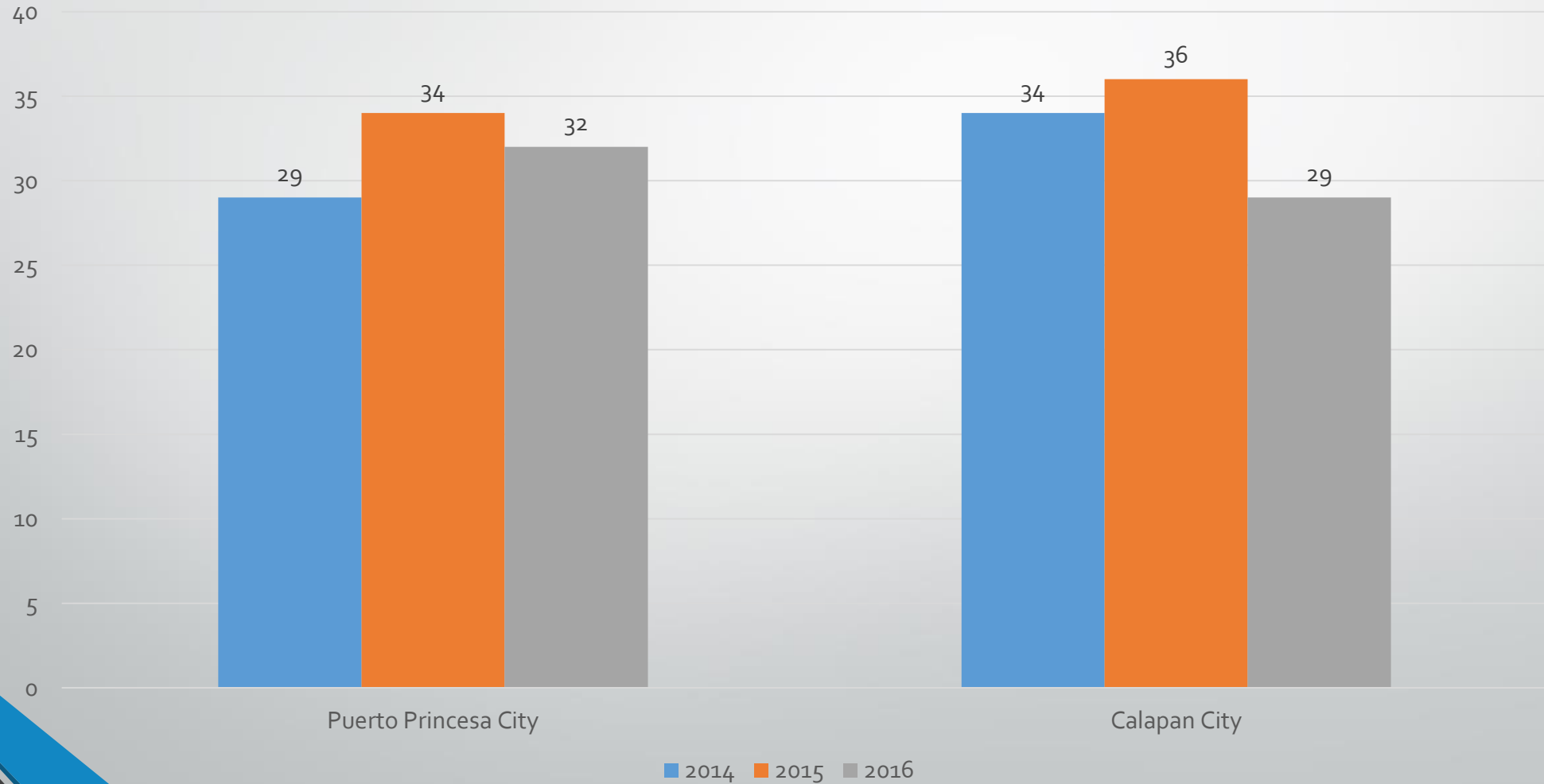
# Comparative Analysis 2015 - 2016

## Provincial Ranking Scores



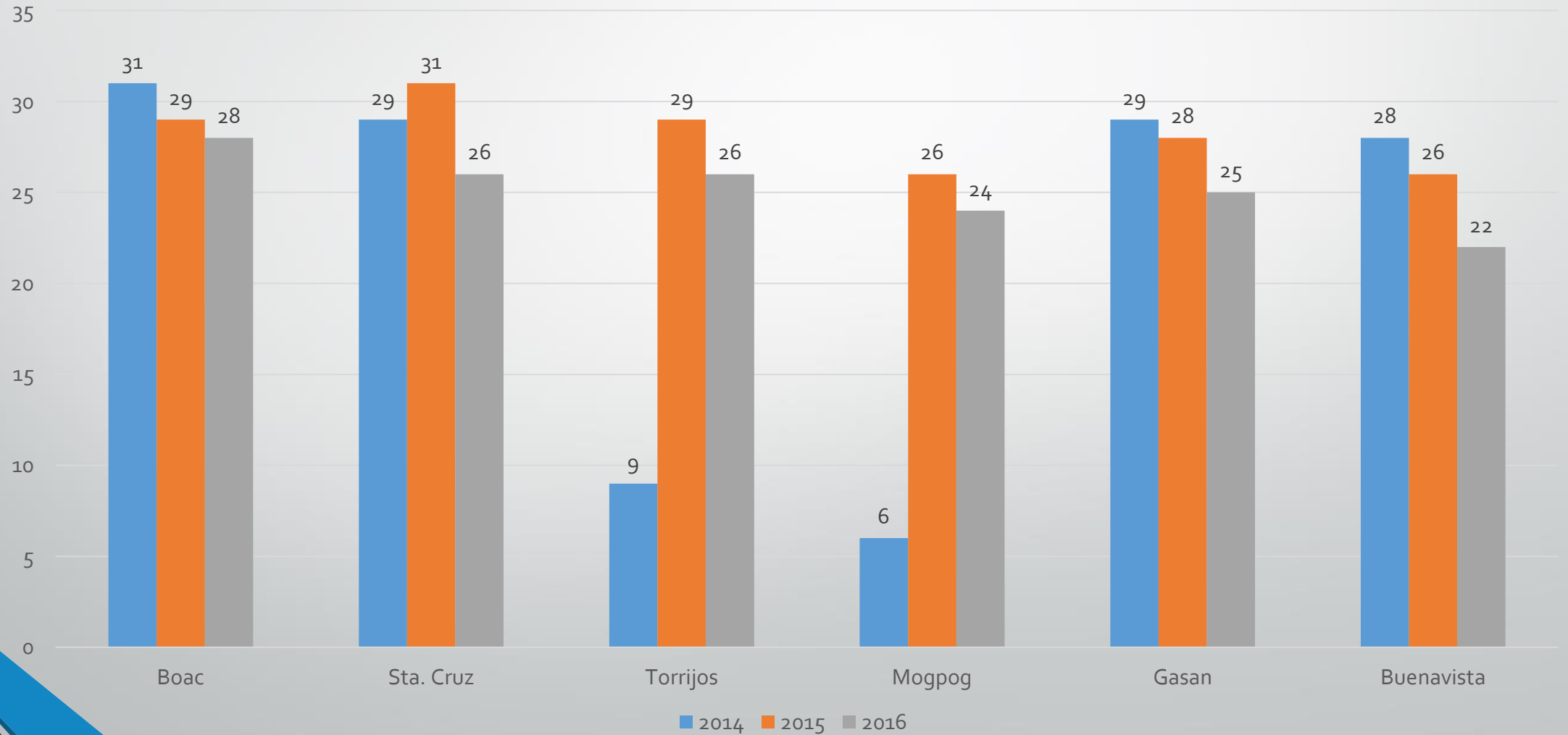
# Comparative Analysis 2014 - 2016

All Cities Scores



# Comparative Analysis 2014 - 2016

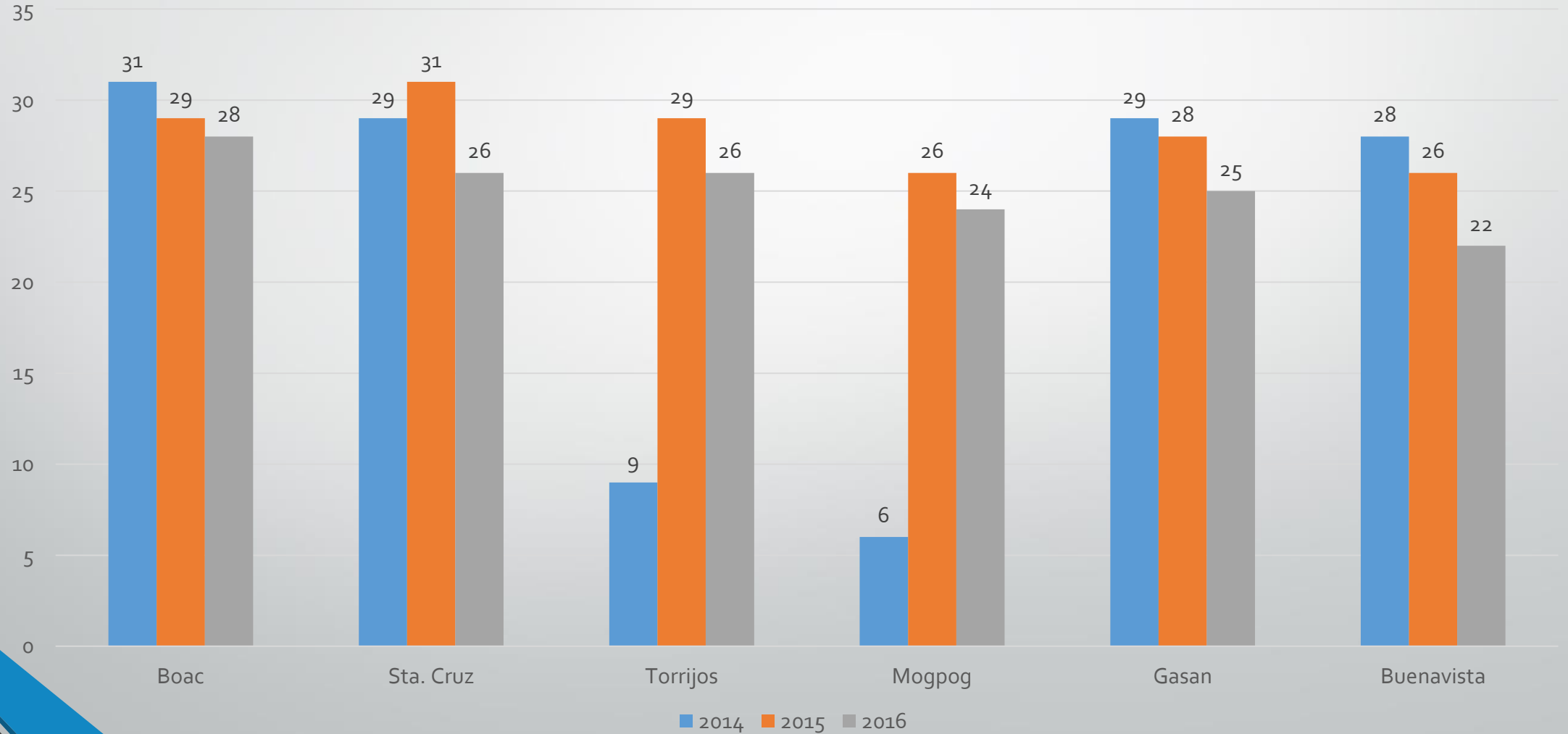
All Municipalities Scores - Marinduque





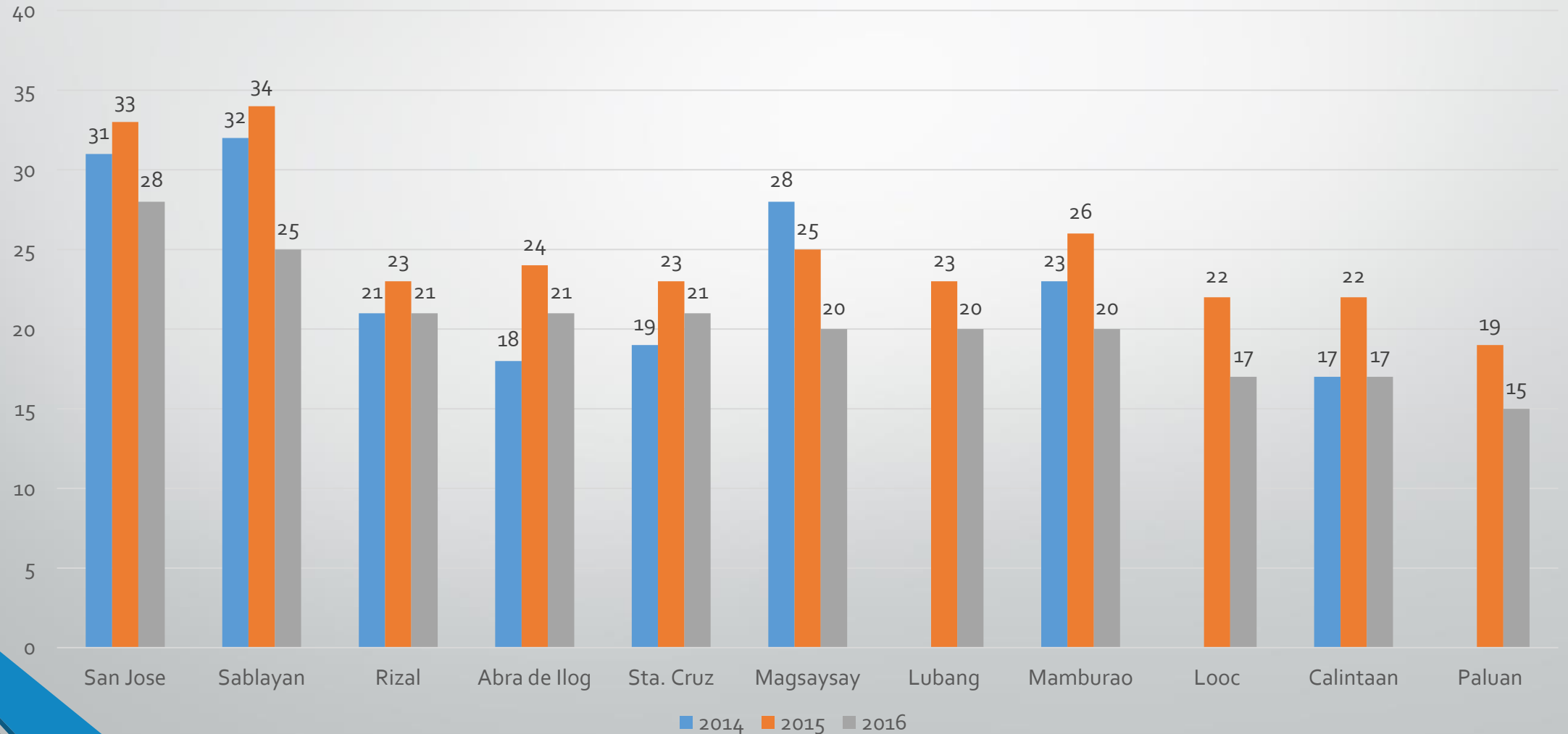
# Comparative Analysis 2014 - 2016

All Municipalities Scores - Marinduque



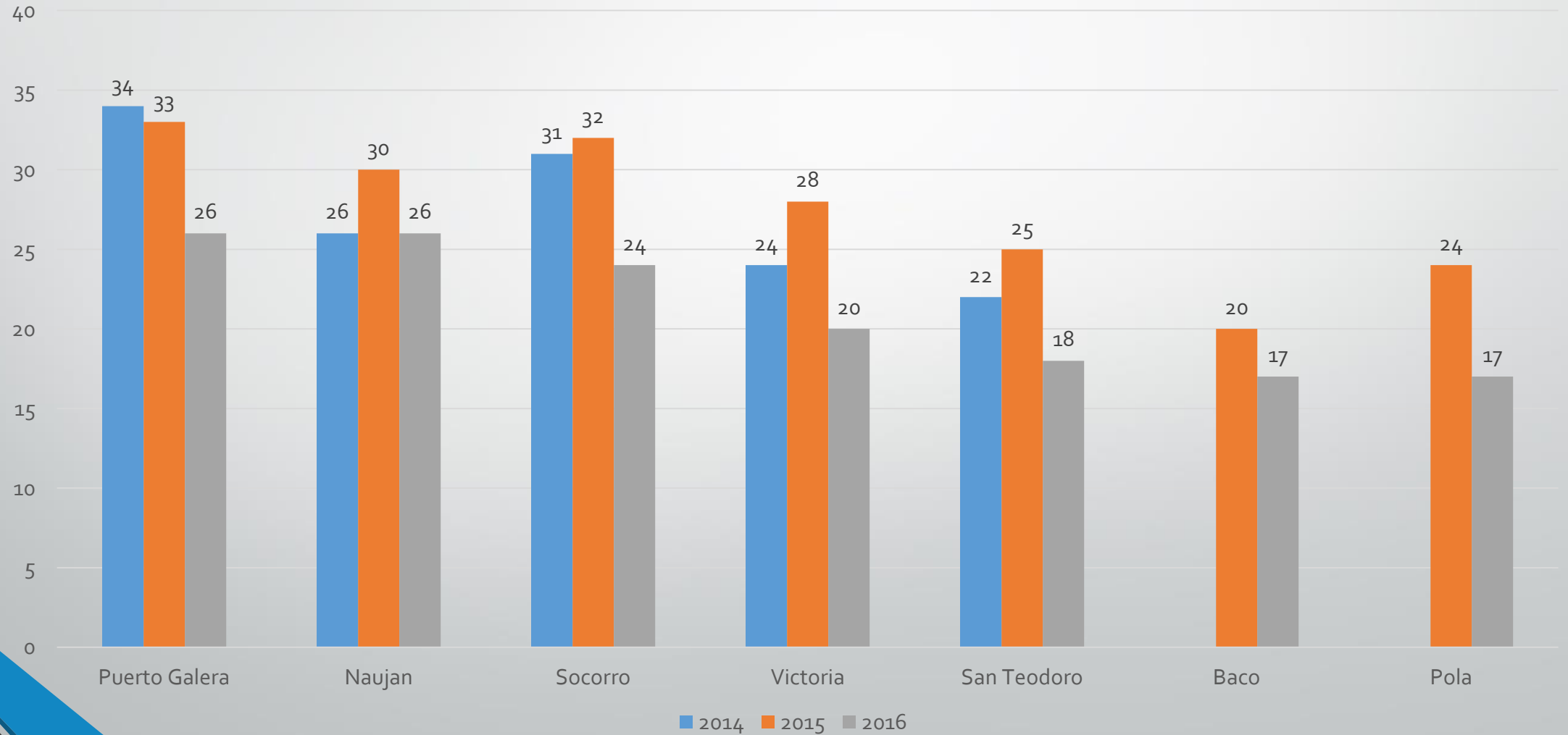
# Comparative Analysis 2014 - 2016

All Municipalities Scores – Occidental Mindoro



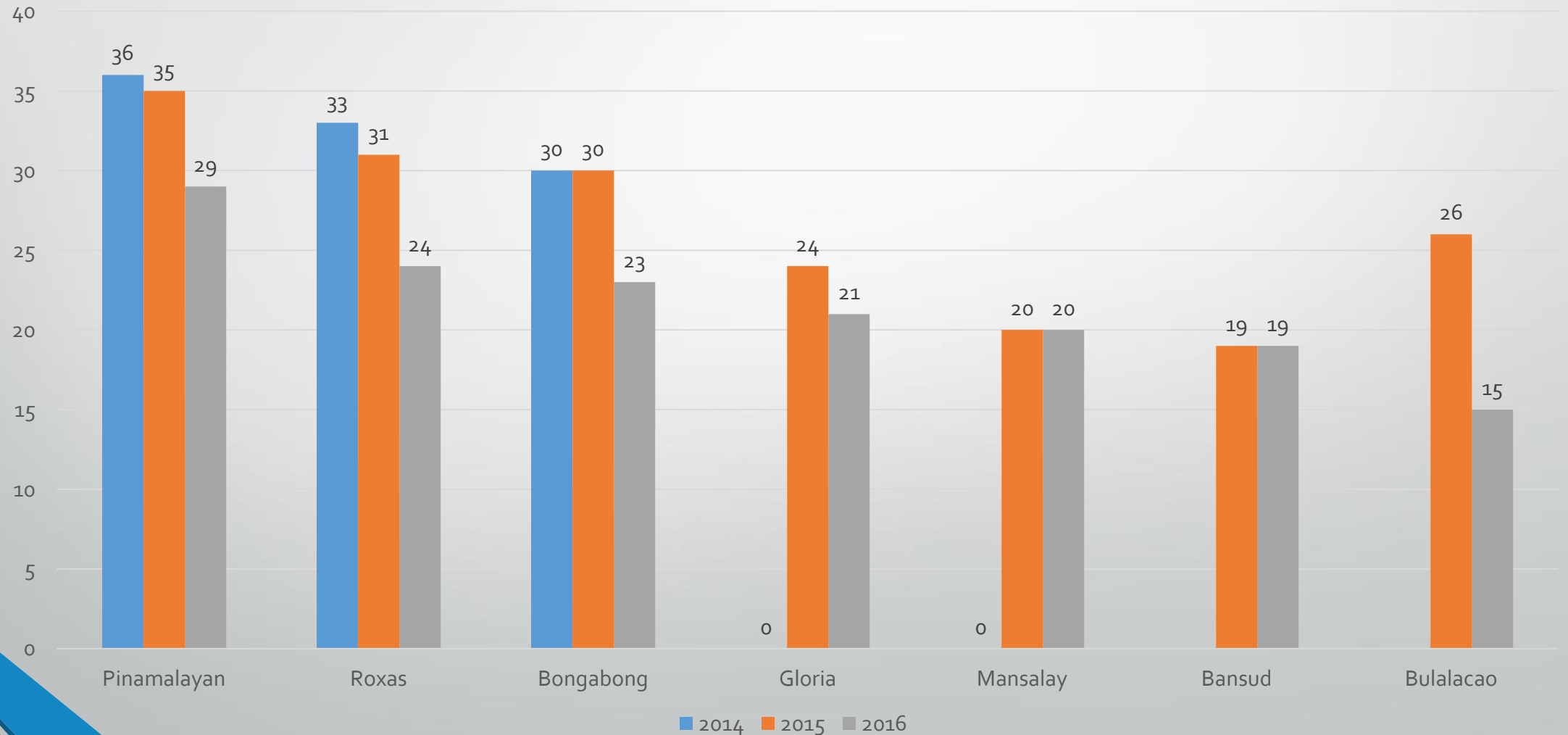
# Comparative Analysis 2014 - 2016

All Municipalities Scores – Oriental Mindoro (1<sup>st</sup> District)



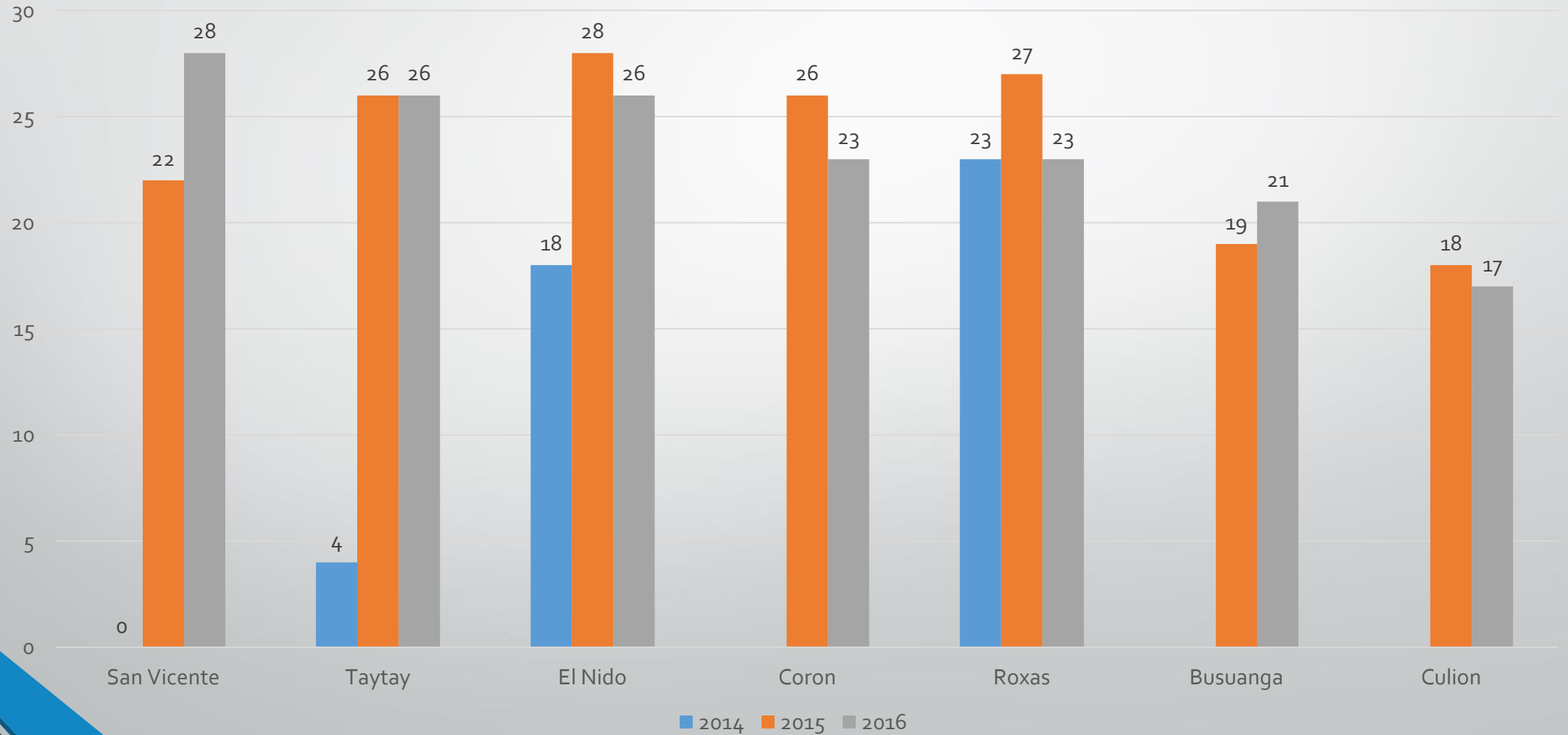
# Comparative Analysis 2014 - 2016

All Municipalities Scores – Oriental Mindoro (2<sup>nd</sup> District)



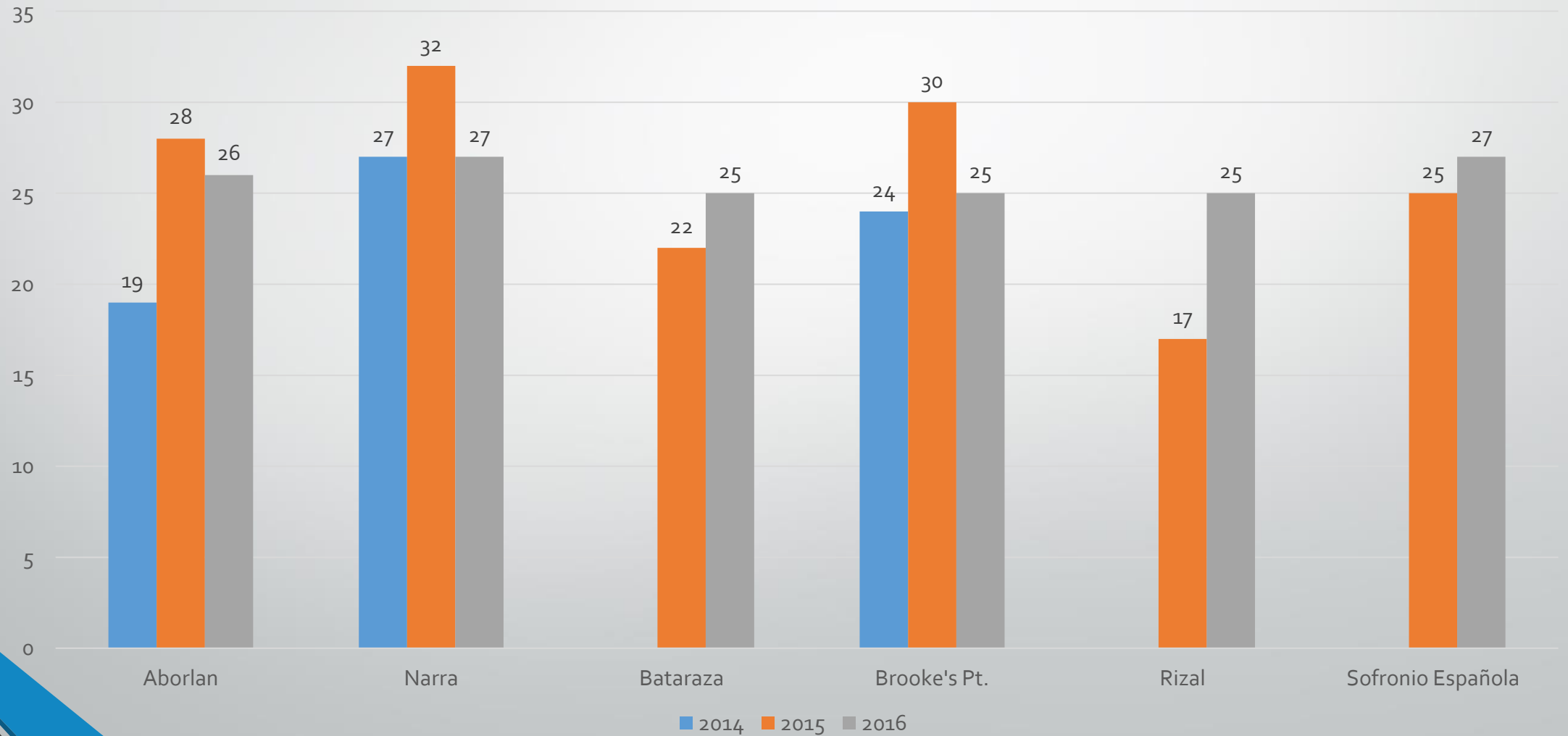
# Comparative Analysis 2014 - 2016

All Municipalities Scores – Palawan (1<sup>st</sup> District)



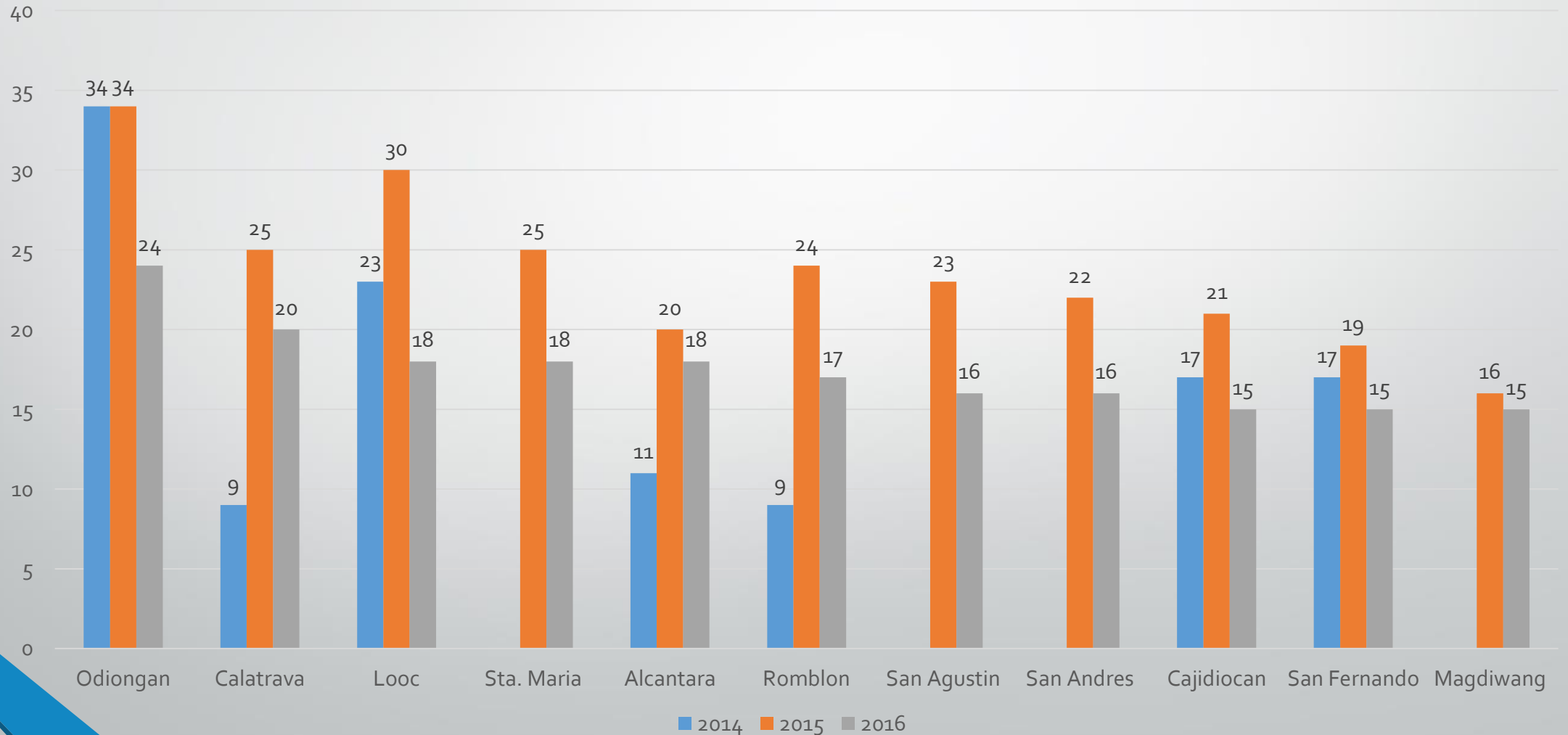
# Comparative Analysis 2014 - 2016

All Municipalities Scores – Palawan (2<sup>nd</sup> District + Aborlan)



# Comparative Analysis 2014 - 2016

All Municipalities Scores – Romblon





# Cities and Municipalities Competitiveness Index

2017





# Data Capture Forms

# Data Capture Forms

- For LGUs / DTI MIMAROPA POs



## NATIONAL COMPETITIVENESS COUNCIL CITIES AND MUNICIPALITIES COMPETITIVENESS INDEX (CMCI) 2017

### INSTRUCTIONS:

1. Read this set of instructions before accomplishing the worksheet.
2. Fill-out the cover sheet in order for the encoder to identify the LGU and include/attach the cover sheet upon submission of the data index.
3. Enter data in the DATA column only.
4. Do not leave any Data column blank. Write/enter NDA for "No Data Available" and the number zero (0) if the actual count is zero (0).
5. Please refer to 2017 Coverage sheet as your guide for LGU coverage.
6. Please be sure to send your accomplished worksheet thru fax or email on or before \_\_\_\_\_.

**Fax No.** \_\_\_\_\_  
**Email Add:** \_\_\_\_\_  
**cc: karenleander@dti.gov.ph**

Read Me Instructions

### COVER SHEET

#### Local Government Profile

**City/ Municipality** : \_\_\_\_\_

**Province** : \_\_\_\_\_

**Income Classification (for municipalities - please check)** :  First Class  Third Class  Fifth Class  
 Second Class  Fourth Class  Sixth Class

**City Classification (for cities - please check appropriate box)** :  Highly Urbanized City  Independent Component City  Component City

**Population** : \_\_\_\_\_

**Mayor** : \_\_\_\_\_

**Mailing Address** : \_\_\_\_\_

**Website** : \_\_\_\_\_

**Telephone Number** : \_\_\_\_\_

**Fax Number** : \_\_\_\_\_

Kindly fill-out the attached Data Capture Sheet. Submit the accomplished Data Capture Sheet on or before \_\_\_\_\_ thru fax or email to the following:

**Fax No.** \_\_\_\_\_  
**Email Add:** \_\_\_\_\_  
**cc: karenleander@dti.gov.ph**

**Person** : \_\_\_\_\_

**Office/Department** : \_\_\_\_\_

**Contact Number** : \_\_\_\_\_

**Email Address** : \_\_\_\_\_

#### Certification

I hereby certify that the data gathered in this questionnaire were obtained/reviewed by me personally and in accordance with instructions.

Signature over Printed Name

Date

#### REMARKS

Cover Sheet

# Data Capture Forms

- For LGUs / DTI MIMAROPA POs

2017 Cities and Municipalities Competitiveness Index (CMCI)

List of Cities and Municipalities in the MIMAROPA - 2017 CMCI Coverage

| NO. | REGION     | PROVINCE           | INCOME CLASS | LOCAL GOVERNMENT UNIT | CITY / MUNICIPALITY | MAYOR                             |
|-----|------------|--------------------|--------------|-----------------------|---------------------|-----------------------------------|
| 1   | Region 04B | Marinduque         | 1st Class    | Boac                  | Municipality        | MADLA, ROBERTO MERCENE            |
| 2   | Region 04B | Marinduque         | 4th Class    | Buenavista            | Municipality        | MADRIGAL, JING                    |
| 3   | Region 04B | Marinduque         | 3rd Class    | Gasan                 | Municipality        | TOLENTINO, ROLANDO                |
| 4   | Region 04B | Marinduque         | 3rd Class    | Mogpog                | Municipality        | LIVelo, LEO                       |
| 5   | Region 04B | Marinduque         | 1st Class    | Santa Cruz            | Municipality        | RED, MARISA                       |
| 6   | Region 04B | Marinduque         | 3rd Class    | Torrijos              | Municipality        | VELASCO, LORNA                    |
| 7   | Region 04B | Occidental Mindoro | 2nd Class    | Abra de Ilog          | Municipality        | CONSTANTINO, MEG                  |
| 8   | Region 04B | Occidental Mindoro | 3rd Class    | Calintaan             | Municipality        | LABRADOR, ERIC                    |
| 9   | Region 04B | Occidental Mindoro | 5th Class    | Looc                  | Municipality        | TRIA, BENJAMIN NAVARRO            |
| 10  | Region 04B | Occidental Mindoro | 4th Class    | Lubang                | Municipality        | SANCHEZ, ROBERTO                  |
| 11  | Region 04B | Occidental Mindoro | 3rd Class    | Magsaysay             | Municipality        | FAJARDO, BING                     |
| 12  | Region 04B | Occidental Mindoro | 2nd Class    | MAMBURAO              | Municipality        | TRIA, LYNN                        |
| 13  | Region 04B | Occidental Mindoro | 3rd Class    | Paluan                | Municipality        | PANGILINAN, CARL MICHAEL MOPERA   |
| 14  | Region 04B | Occidental Mindoro | 3rd Class    | Rizal                 | Municipality        | VALDEZ, JESUS ACOSTA              |
| 15  | Region 04B | Occidental Mindoro | 1st Class    | Sablayan              | Municipality        | GADIANO, EDUARDO BALTAZAR         |
| 16  | Region 04B | Occidental Mindoro | 1st Class    | San Jose              | Municipality        | FESTIN, ROMULO DE MESA            |
| 17  | Region 04B | Occidental Mindoro | 1st Class    | Sta. Cruz             | Municipality        | LEYCANO, MERIAM                   |
| 18  | Region 04B | Oriental Mindoro   | 3rd Class    | Calapan               | City                | ARNAN C. PANALIGAN                |
| 19  | Region 04B | Oriental Mindoro   | 3rd Class    | Baco                  | Municipality        | MARCO, REYNALDO ACEVEDA           |
| 20  | Region 04B | Oriental Mindoro   | 2nd Class    | Bansud                | Municipality        | SAULONG, ANGEL                    |
| 21  | Region 04B | Oriental Mindoro   | 1st Class    | Bongabong             | Municipality        | MALALUAN, ELGIN                   |
| 22  | Region 04B | Oriental Mindoro   | 3rd Class    | Bulalacao             | Municipality        | VILLAS, ERNILO                    |
| 23  | Region 04B | Oriental Mindoro   | 3rd Class    | Gloria                | Municipality        | RODEGERIO, BITOY                  |
| 24  | Region 04B | Oriental Mindoro   | 2nd Class    | Mansalay              | Municipality        | MALIWANAG, JOSE ILDEFONSO MAULION |
| 25  | Region 04B | Oriental Mindoro   | 1st Class    | Naujan                | Municipality        | MARCOS, MARK NAVARRO              |

2017 Coverage

# Data Capture Forms

- For LGUs / DTI MIMAROPA POs

| NATIONAL COMPETITIVENESS COUNCIL<br>CITIES AND MUNICIPALITIES COMPETITIVENESS INDEX 2017  |                |   |   |   |   |
|---|----------------|---|---|---|---|
| LOCAL DATA CAPTURE SHEET FOR LGUS COVERED IN THE PAST YEAR  |                |   |   |   |   |
| REMINDER: Please be guided with the measurement type/ data required in filling out this form.<br>DO NOT LEAVE A PORTION BLANK, Put "0" - if None, "NDA" - if there is No Data Available, "N/A" if the data required is Not Applicable to your LGU).<br>Failure to comply with the set measurement type/data required may invalidate your input/s. |                |   |   |   |   |
| C DYNAMISM  |                |   |   |   |   |
| Indicators  | Period Covered | DATA  | Measurement Type/ Data Required         | Source  | Definition  |
| 1.1. Gross Sales of Registered Firms  | 2016           |   | Philippine Pesos (ex. PHP 1,000,000.00) | -<br>Municipal/City Treasurer's Office (MICTO) of the local government. Note that the business (or Mayor's Permit)                | -This indicator is a proxy for the level of production in the LGU. -It usually refers to the income (at invoice values) received for goods and services over some period of time - Measures growth of local economic activities |
| 1.2. Total Capitalization of NEW Businesses   | 2016           |   | Philippine Pesos                        | -City/Municipal Treasurer's Office (M/CTO) of the local government. - Business Permits approved by the BPLD-LGU; -Individual BPLS | -This indicator is a proxy for new investment in the locality. -Capitalization is usually defined as the aggregate valuation of a company based on its current share price and the total number of outstanding                  |
| 2.1. Gross Sales of Registered Firms  | 2016           | Automatically computed based on 1.1. and/or historical data | Rate (ex. 1.20 %)                       | -<br>Municipal/City Treasurer's Office (MICTO) of the local government. Note that the business (or Mayor's Permit)                | -This indicator is a proxy for the level of production in the LGU. -It usually refers to the income (at invoice values) received for goods and services over some period of time - Measures growth of                           |

Local Data Capture Sheet (DCS) for LGUs

# Timeline of Activities

| Date                 | Activity   |
|----------------------|--|
| January 23 – 27      | Sending of Local Data Capture Sheet and Letters to LGUs          |
| January 30 – April 3 | Data Collection  |
| February 15 - 17     | First RCC Meeting (National)                                     |
| April 5              | Submission of Local Data Capture Sheets to MIMAROPA RCC          |
| April 14             | Submission of Data Capture Sheets by the RCC to NCC              |
| April 17 – May 31    | Data Validation and Matching by NCC                              |
| June 1 – 9           | Final Submission of Amended data by the RCCs to NCC (if needed)  |
| June 13 – July 28    | Final Validation and Data Processing                             |
| July 17 – August     | Preparations for the Summit                                      |
| August 16            | Release of Results at RCC Summit / Second RCC Meeting (National) |



# OPEN FORUM



Thank you.