



NATIONAL
COMPETITIVENESS
COUNCIL | PHILIPPINES

ROADSHOW

Boosting Regional Competitiveness
through Public-Private Partnership



GLOBAL COMPETITIVENESS REPORT CARD

REPORT	2015 RANK	2014 RANK	2013 RANK	CHANGE	ASEAN RANK	TOP 1/3
IFC- Ease of Doing Business	-	95/189**	108/189*	↑ 13	5 of 10	63
WEF -Global Competitiveness Report	-	52/144	59/148	↑ 7	5 of 9	48
TI - Corruption Perception Index	-	85/175	94/177	↑ 9	3 of 9	58
HF - Economic Freedom Index	76/178	89/178	97/177	↑ 13	5 of 9	59
WEF- Global Information Technology Report	76/143	78/148	86/144	↑ 2	5 of 9	48
WEF - Travel and Tourism Report	74/141	n/a	82/140	↑ 8	5 of 7	46
WEF - Global Enabling Trade Index	-	64/138	n/a	↑ 8	6 of 10	46
IMD -World Competitiveness Report	42/60	42/60	38/60	↑ 1	5 of 5	20
WIPO - Global Innovation Index	-	100/143	90/142	↓ 10	6 of 8	47
WB - Logistics Performance Index	-	57/160	n/a	↓ 5	6 of 9	53
FFP - Fragile States Index ***	-	52/178	59/178	↓ 7	8 of 10	118
WEF - Global Gender Gap Report	-	9/142	5/136	↓ 4	1 of 9	--

*****Updated as of May 2015

*Ranking based on the 2015 Doing Business Report

**Ranking based on the 2014 Doing Business Report











***Reverse ranking (1 as worst) – Fragile States Index

WEF- GLOBAL COMPETITIVENESS REPORT (2014 RESULTS)



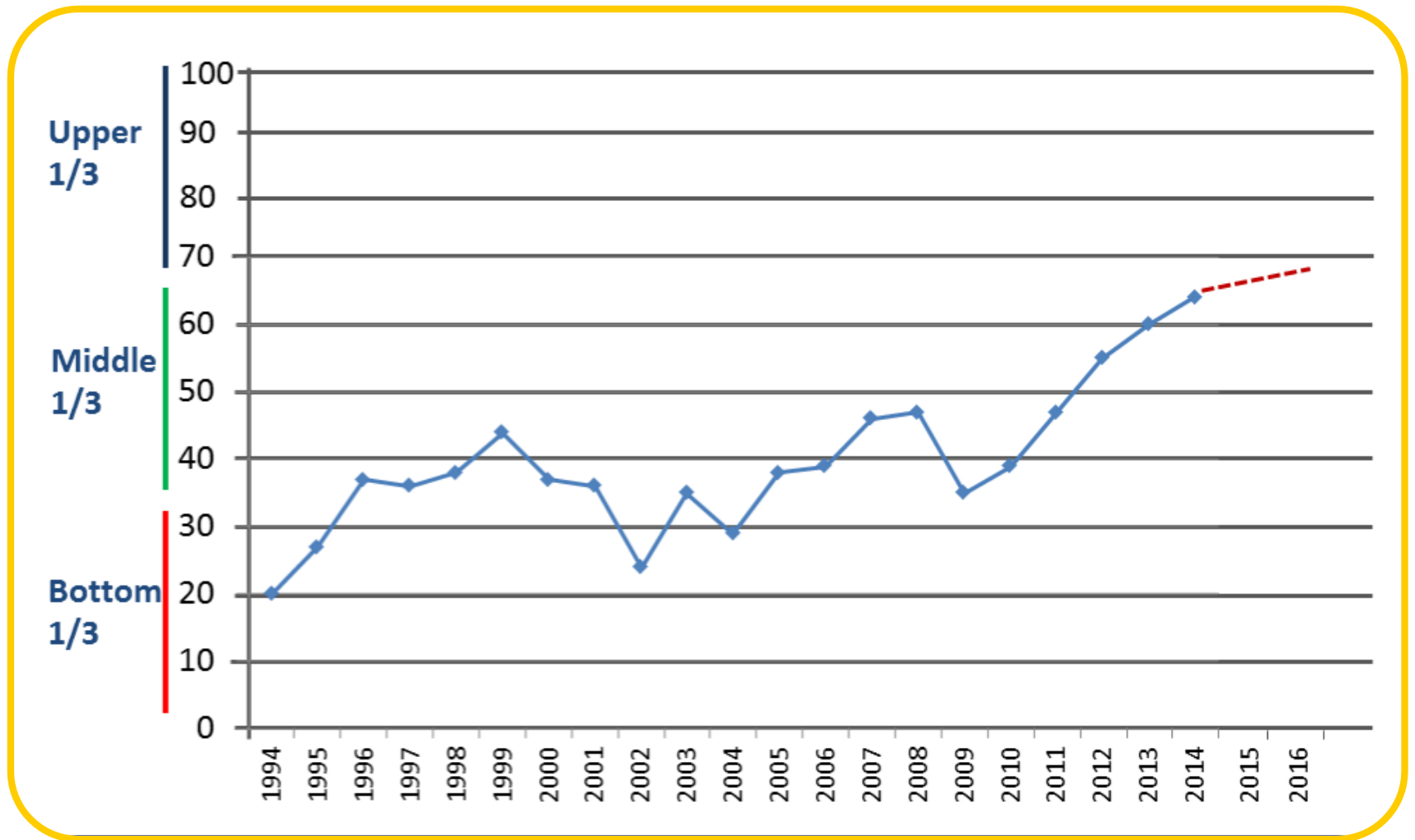
WEF-GLOBAL COMPETITIVENESS REPORT

Philippines vs ASEAN (2010-2014)

Country/Economy	2014 (out of 144)	Change 2013-2014	2013 (out of 148)	2012 (out of 144)	2011 (out of 142)	2010 (Out of 139)	Change in 4 Years 2010-2014
 Singapore	2	0	2	2	2	3	1
 Malaysia	20	4	24	25	21	26	6
 Thailand	31	6	37	38	39	38	7
 Indonesia	34	4	38	50	46	44	10
 Philippines	52	7	59	65	75	85	33
 Vietnam	68	2	70	75	65	59	-9
 Lao PDR	93	-12	81	n/a	n/a	n/a	n/a
 Cambodia	95	-7	88	85	97	109	14
 Myanmar	134	5	139	n/a	n/a	n/a	n/a
 Brunei Darussalam	n/a	n/a	26	28	28	28	n/a

WEF-GLOBAL COMPETITIVENESS

REPORT Philippines (Percentile Rank : 1994-2014)



WEF-GLOBAL COMPETITIVENESS REPORT Philippines(2010-2014)

PILLARS	(2014) OF 144	CHANGE 2013-2014	(2013) OF 148	(2012) OF 144	(2011) OF 142	(2010) OF 139	CHANGE 2010-2014
OVER-ALL RANKING	52	7	59	65	75	85	33
1st pillar: Institutions	67	12	79	94	117	125	58
2nd pillar: Infrastructure	91	5	96	98	105	104	13
3rd pillar: Macroeconomic environment	26	14	40	36	54	68	42
4th pillar: Health and primary education	92	4	96	98	92	90	-2
5th pillar: Higher education and training	64	3	67	64	71	73	9
6th pillar: Goods market efficiency	70	12	82	86	88	97	27
7th pillar: Labor market efficiency	91	9	100	103	113	111	20
8th pillar: Financial market development	49	-1	48	58	71	75	26
9th pillar: Technological readiness	69	8	77	79	83	95	26
10th pillar: Market size	35	-2	33	35	36	37	2
11th pillar: Business sophistication	46	3	49	49	57	60	14
12th pillar: Innovation	52	17	69	94	108	111	59

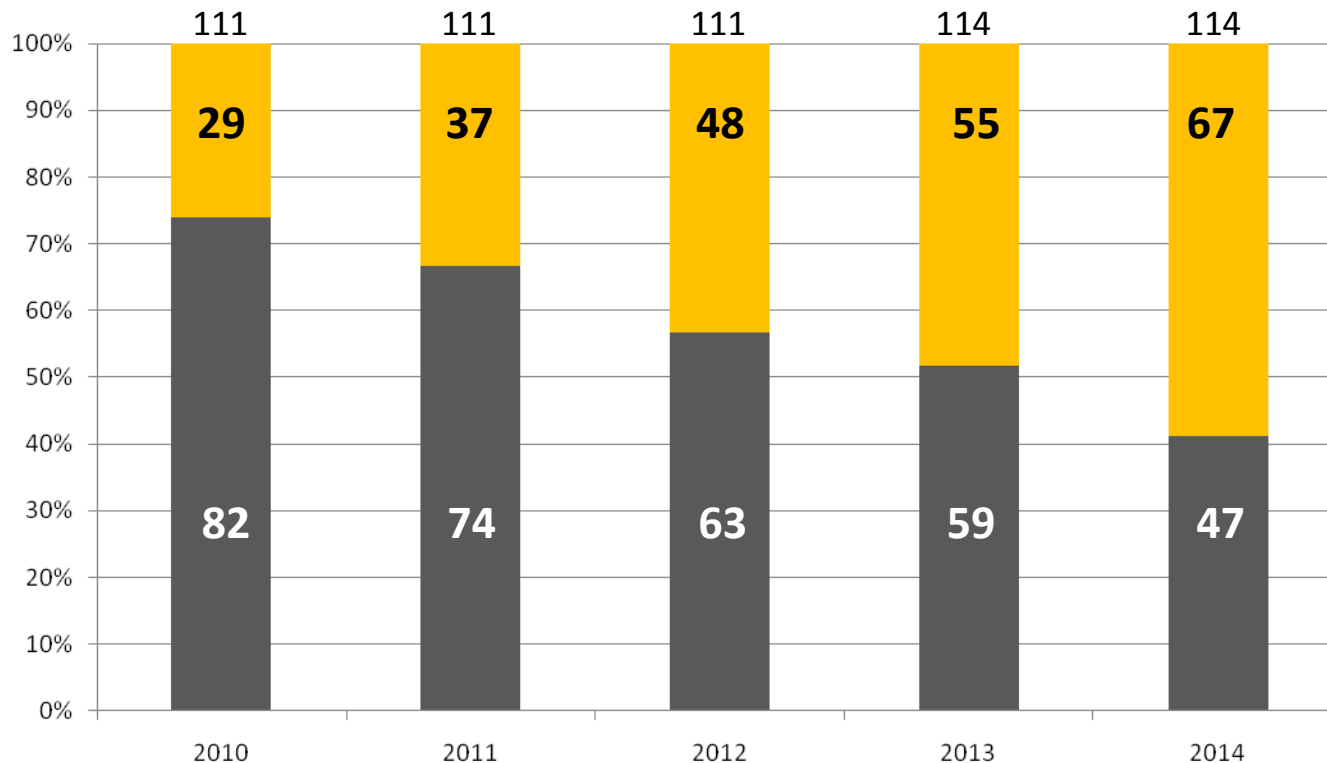
WEF-GLOBAL COMPETITIVENESS REPORT

Philippines (2010-2014)

INDICATORS		2014	2013	2012	2011	2010
RED	Bottom 20%	(115 th – 144 th)	(119 th – 148 th)	(115 th – 144 th)	(113 th – 142 nd)	(111 th – 139 th)
		5	7	8	21	25
PURPLE	Ranked 21 - 40%	(86 th – 114 th)	(88 th – 118 th)	(86 th – 114 th)	(85 th – 112 th)	(83 rd – 110 th)
		29	33	45	36	37
GREEN	Ranked 41 – 50%	(72 nd – 85 th)	(72 rd – 87 th)	(72 nd – 85 th)	(71 st – 84 th)	(69 th – 82 nd)
		13	19	10	17	20
BLACK	Ranked 49% or higher	(1 st – 71 st)	(1 st – 71 st)	(1 st – 71 st)	(1 st – 70 th)	(1 st – 68 th)
		67	55	48	37	29
TOTAL		114	114	111	111	111

WEF-GLOBAL COMPETITIVENESS REPORT Philippines(2010-2014)

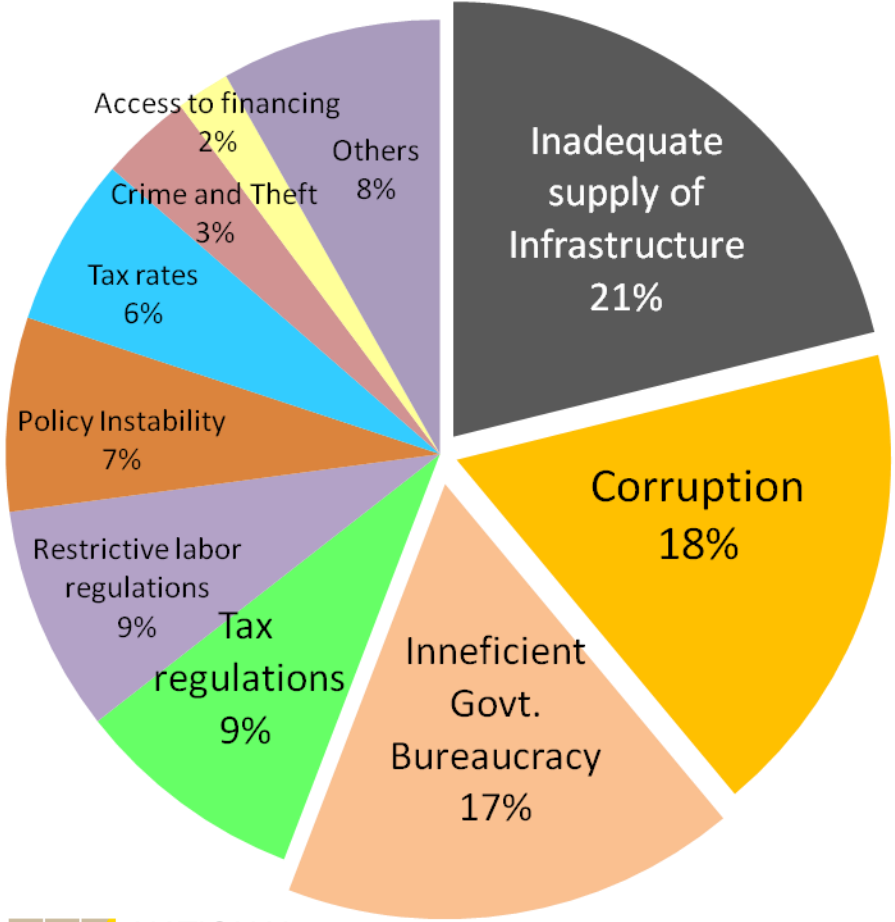
Out of 114 indicators, the Philippines now has 67 indicators ranked 71st or higher (at the upper half of world rankings).



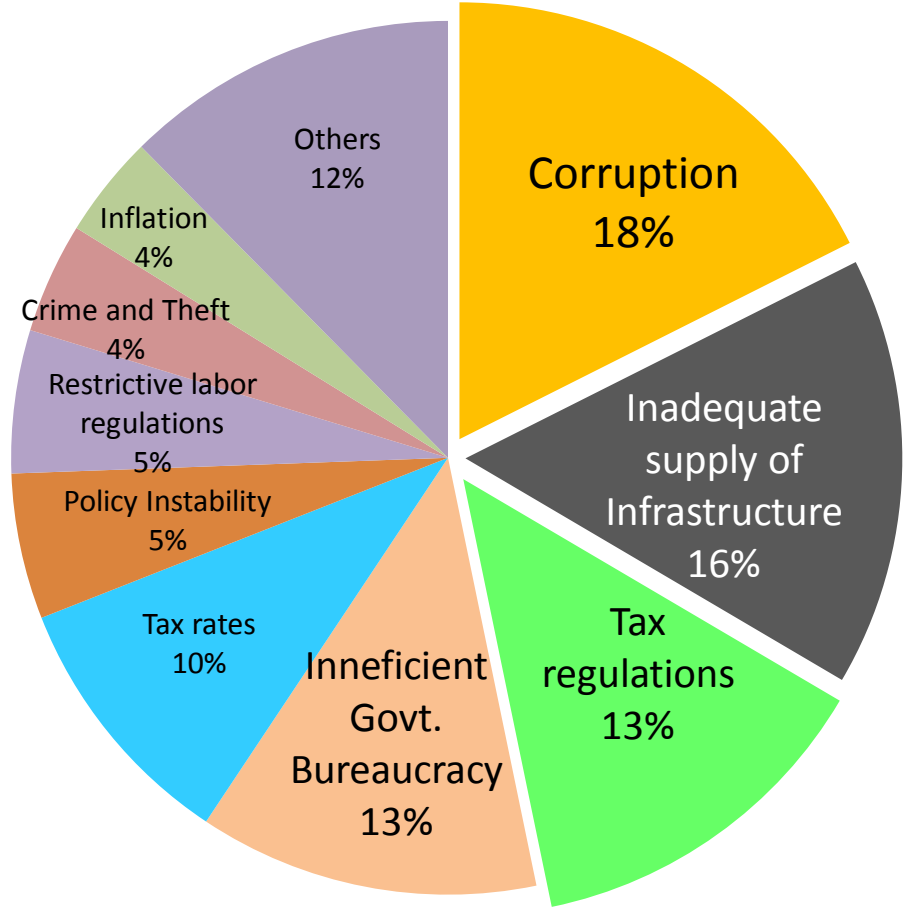
WEF-GLOBAL COMPETITIVENESS REPORT

MOST PROBLEMATIC FACTORS IN DOING BUSINESS

2013

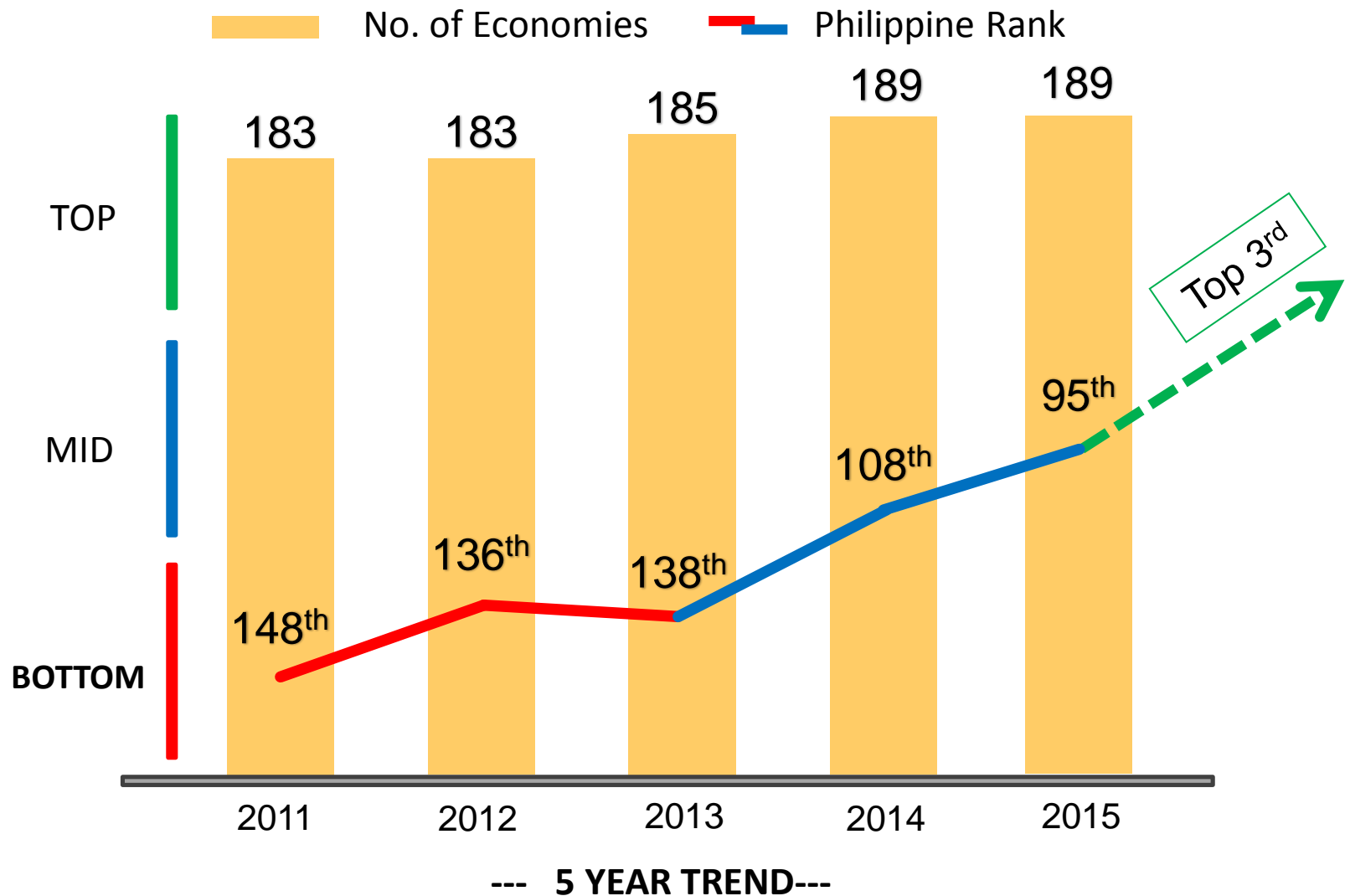


2014



DOING BUSINESS MADE EASIER

DOING BUSINESS RANKINGS 2011-2015



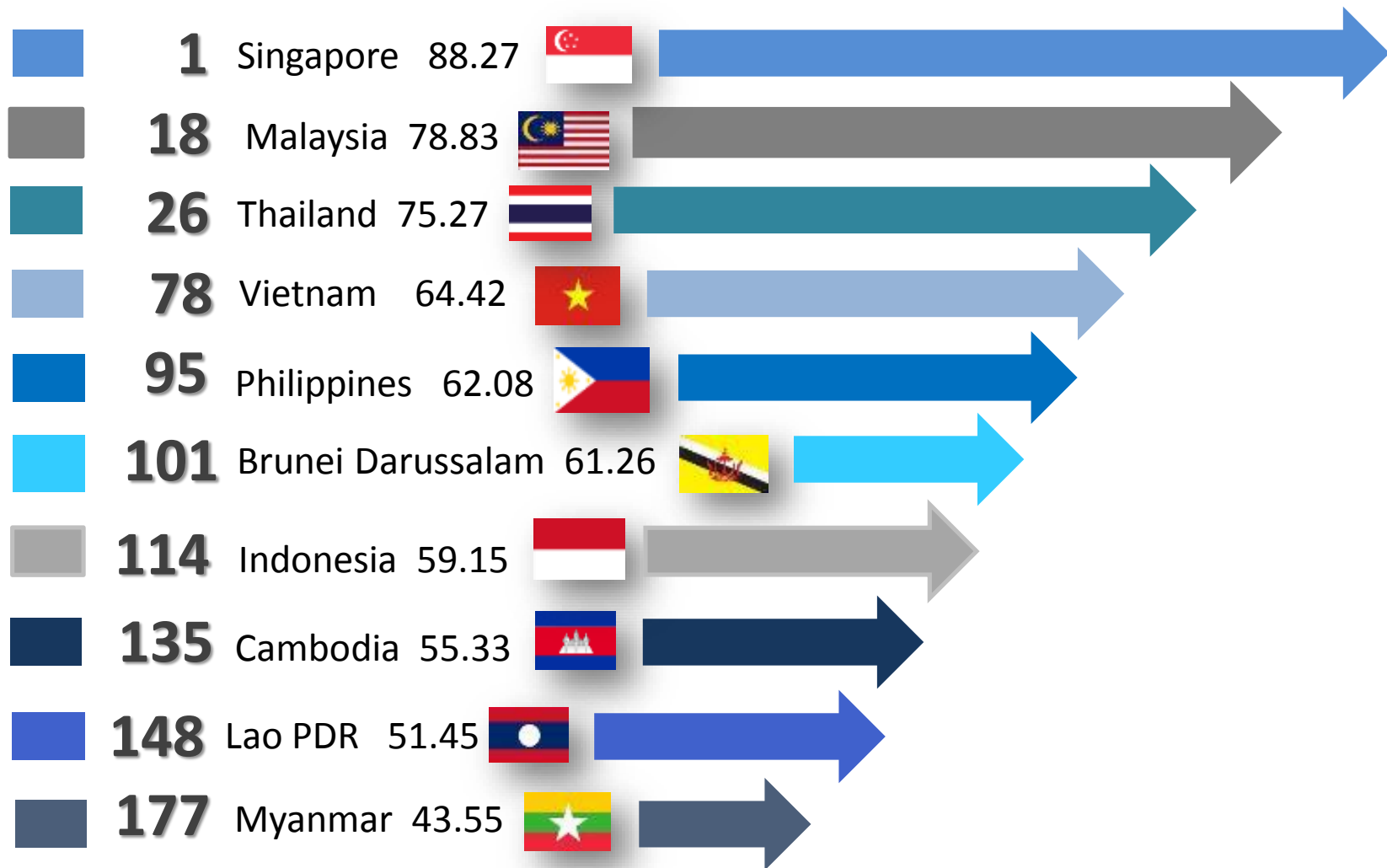
Source: Published DB reports (2011-2015)

PHILIPPINES AND ASEAN 2014-2015

ASEAN	2015 (189)	2014 (189)	Change 2014-2015	Performance 2011-2015
1 Singapore	1	1	-	-
2 Malaysia	18	6	-12	3
3 Thailand	26	18	-8	-7
4 Vietnam	78	99	21	0
5 Philippines	95	108	13	53
6 Brunei Darussalam	101	59	-42	11
7 Indonesia	114	120	6	7
8 Cambodia	135	137	2	12
9 Lao PDR	148	159	11	23
10 Myanmar	177	182	5	5











DISTANCE TO FRONTIER 2015

PHILIPPINES AND ASEAN



Frontier: 100%

WHO SETS THE FRONTIER?

Indicator	Philippines DTF Points	Who sets the Frontier?	Frontier DTF Points
Starting a Business	67.23	 New Zealand	99.96
Dealing With Construction Permits	66.08	 Hong Kong	95.53
Getting Electricity	90.59	 Korea	99.83
Registering Property	62.81	 Georgia	99.88
Getting Credit	40.00	 New Zealand	100.00
Protecting Minority Investors	41.67	 New Zealand	81.67
Paying Taxes	66.46	 UAE	99.44
Trading Across Borders	77.23	 Singapore	96.47
Enforcing Contracts	52.02	 Singapore	89.54
Resolving Insolvency	56.74	 Finland	93.85

Source: Doing Business Database

DOING BUSINESS INDICATORS PHILIPPINES (2011-2015)

INDICATORS	2015 (189)	2014 (189)	Change 2014-2015	Performance 2011-2015
OVER-ALL RANKING	95	108	↑ 13	↑ 53
1. Starting a business	161	170	↑ 9	↓ 5
2. Dealing w/ construction permits	124	99	↓ 25	↑ 32
3. Getting electricity	16	33	↑ 17	↑ 37
4. Registering Property	108	121	↑ 13	↓ 6
5. Getting Credit	104	86	↓ 18	↑ 24
6. Protecting Investors	154	128	↓ 26	↓ 22
7. Paying Taxes	127	131	↑ 4	↓ 3
8. Trading across borders	65	42	↓ 23	↓ 4
9. Enforcing contracts	124	114	↓ 10	↓ 6
10. Resolving Insolvency	50	100	↑ 50	↑ 103

EASE OF DOING BUSINESS TASKFORCE



CREDIT INFORMATION CORPORATION





NATIONAL
COMPETITIVENESS
COUNCIL | PHILIPPINES

STARTING A BUSINESS



STARTING A BUSINESS

INDICATOR	2014 REPORT	2015 REPORT	MOVEMENT / CHANGE IN RANK
Number of Days	35	34	-1
Number of Steps	15	16	+1
Cost (% income per capita)	18.7	16.6	-2.1
Min Paid In Capital	4.6	3.6	-1.0
Distance to frontier	65.00	67.23	+2.23
Indicator Rank	170	161	+9

STARTING A BUSINESS

OLD PROCEDURES

1 Verify and reserve the company name with SEC (1 day, Php 40)

2 Deposit Paid in Capital at the bank (1 day, Php 0)

3 Notarize articles of incorporation and treasurer's affidavit. (1 day, Php 500)

4 Register the company with SEC and receive pre-registered TIN. (2 days average, see procedure details)

5 Obtain barangay clearance. (1 day, Php 500)

6 Pay annual community tax and obtain community tax certificate. (1 day, Php 500)

7 Obtain business permit from BPLO. (6 days, see procedure details)

8 Buy special books of account at book-store. (1 day, Php 400)

9 Apply and pay for Certificate of Registration and obtain TIN at BIR. (1 day, see procedure details)

10 Pay registration fee and documentary stamp taxes (1 day, see procedure details)

11 Obtain authority to print receipts and invoices from BIR. (1 day, Php 0)

12 Print receipts and invoices. (7 days, Php 3,500)

13 Have books of accounts and Printer's Certificate of Delivery stamped by BIR. (1 day, Php 0)

14 Register with SSS. (7 day, Php 0)

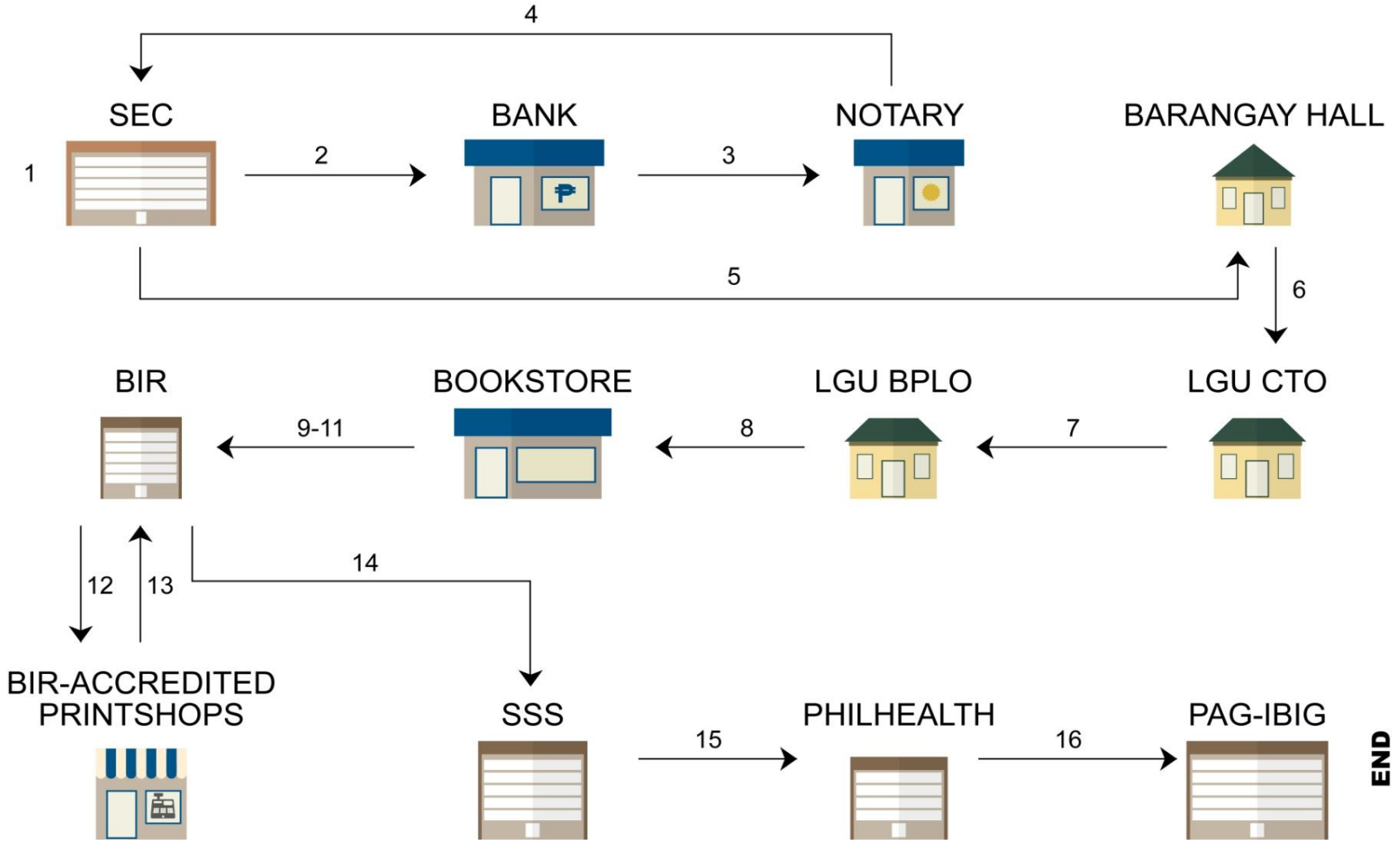
15 Register with PhilHealth. (1 day, Php 0)

16 Register with Pag-IBIG. (1 day, Php 0)

can be completed in **34** days

STARTING A BUSINESS

OLD AGENCY FLOWCHART



STARTING A BUSINESS

NEW PROCEDURES

1

Prepare articles of incorporation and by-laws, and treasurer's affidavit signed by the incorporators and treasurer respectively for notarization.

1 DAY

2

Obtain SEC Registration Number, BIR Tax Identification Number Pag-IBIG fund, PhilHealth, and SSS Employer numbers (ERNs) at the Securities and Exchange Commission through its Integrated Business Registration System. Applicant will receive a Unified Registration Form (URF).

1 DAY

3

Obtain Barangay Clearance

1 DAY

4

Obtain Business Permit to Operate from the Business Process and Licensing Office and pay necessary fees

2-3 DAYS

5

Secure Certificate of Registration and Registration of Books of accounts at the Bureau of Internal Revenue (BIR)

1 DAY

6

A. Registration Cash Register Machine (CRM) / Point of Sale (POS)

1 DAY

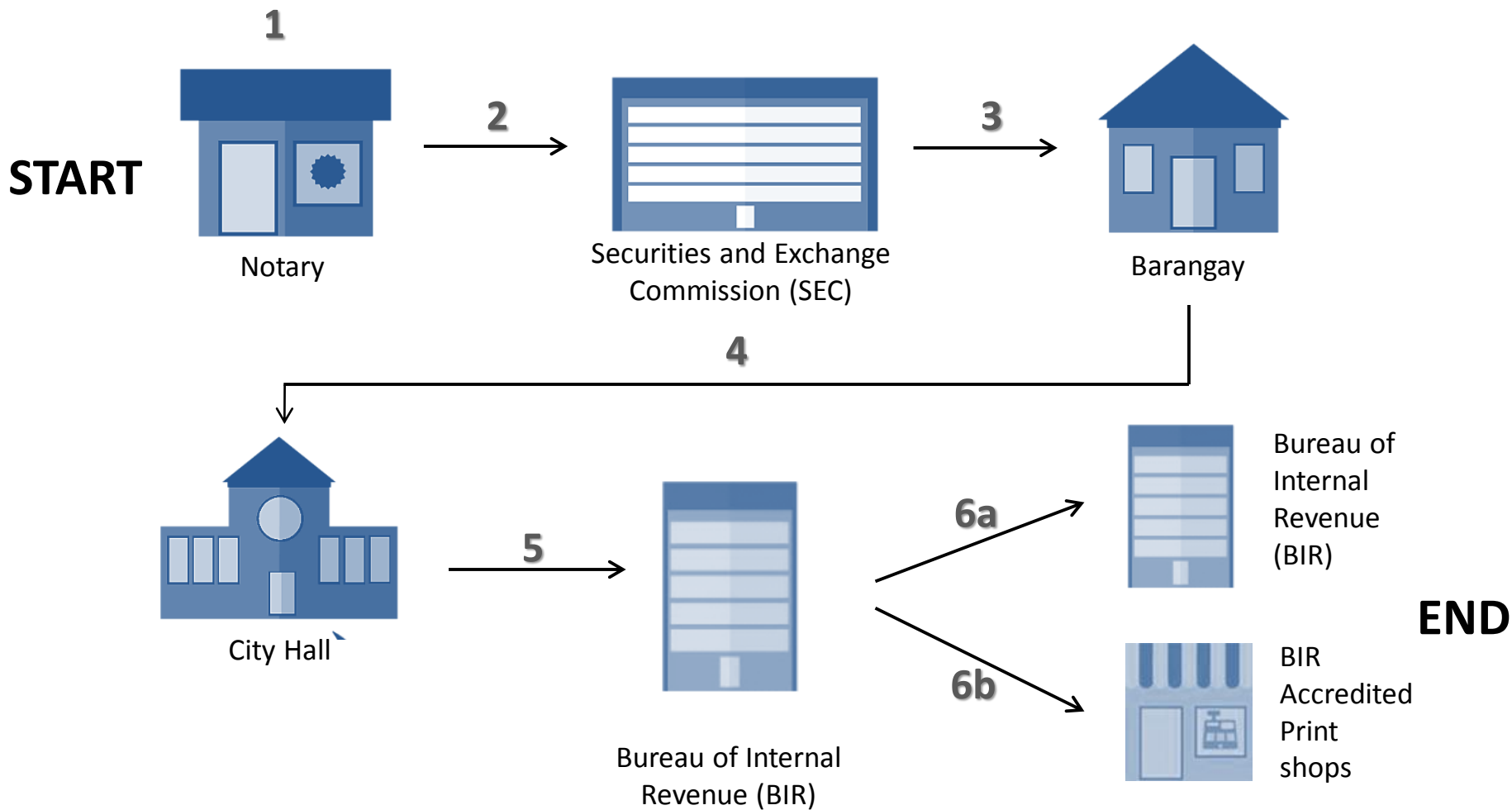
B. Secure Authority to Print Receipts/ Invoices (Manual Receipts)

1-7 DAYS

can now be completed in **8** days

STARTING A BUSINESS

REFORMS



Integrated Business Registration System

UNIFIED REGISTRATION RECORD

UNIFIED REGISTRATION RECORD (URR)

COMPANY NAME ONE ORANGE COMMUNICATIONS INC.		SEC REGISTRATION NUMBER CS201504528	
DOING BUSINESS AS (list down trade names) Telecommunications		TAX IDENTIFICATION NUMBER (TIN) 008008000	
PRINCIPAL ADDRESS 123 marvex pineda Kalookan City Metro Manila		PAG-IBIG EMPLOYER NUMBER (Eyer ID) 800170635509	
		PHILHEALTH EMPLOYER NUMBER (PEN) 002000008635	
		SSS EMPLOYER NUMBER (ER No.) 0392534831	
PHONE NO.	7846498	FAX NO.	7772345
MOBILE NO.		E-MAIL ADDRESS	
AUTHORIZED REPRESENTATIVE (to be filled up by company - for presentation to social agencies)			

USAGE:

Date	Performance
------	-------------

URRs Printed = 1114
 Applications Received = 1168
 Applications Processed = 1160
IBRS Performance = 96.87%

April 15-30,
2015

Processing Time
84.22% in one day

Online Portal for Business Registration

QUEZON CITY

Quezon City LGU has set up an online portal to facilitate business registrations.

The website may be accessed through this link: [www.quezoncity.gov.ph/qc eservices](http://www.quezoncity.gov.ph/qc_eservices) > QC eServices.



Quezon City e-Services

Email address

Password

Remember me

[Forgot password?](#) or [➔ Signup here](#)



NATIONAL
COMPETITIVENESS
COUNCIL | PHILIPPINES

DEALING WITH CONSTRUCTION PERMITS



MANILA WATER
CARE IN EVERY DROP

DEALING WITH CONSTRUCTION PERMITS

INDICATOR	2014 REPORT	2015 REPORT	MOVEMENT / CHANGE IN RANK
Number of Days	77	94	+17
Number of Steps	25	24	-1
Cost (% of warehouse value)	79.4*	1.2	-
Distance to frontier	67.34	66.08	-1.26
Indicator Rank	99	124	-25

2014 cost (measured as a % of income per capita)

DEALING WITH CONSTRUCTION PERMITS

OLD PROCEDURES (24 Steps, 94 Days)

1. Obtain CTC of Land Title from Registry of Deeds (**LRA-RD**) **4 days**

2. Obtain Lot plan with Site map from **Geodetic Engineer** **3 days**

3. Obtain **Barangay Clearance** **1day**

4. Apply for Locational Clearance (**CPDO**) **1 day**

5. Receive Inspection for Locational Clearance(**CPDO**) **1 day**

6. Obtain Locational Clearance (**CPDO**) **5 day**

7. Apply and Obtain FSEC form **BFP Fire Mashall (BFP)** **7 days**

8. Apply and obtain Building permit and ancillary permits from **OBO** **21 days**

9. Receive inspection from **BFP** during Construction **1 day**

10. Apply for FSIC at the **BFP** **1 day**

11. **Receive** final inspection for the FSIC from the **BFP** **1 day**

12. **Obtain** the FSIC from the **BFP** **5 days**

13. **Apply** for the Certificate of Final Electrical Inspection (CFEI) at the **OBO** **1 day**

14. **Receive** final inspection for the CFEI from the **OBO** **1 day**

15. **Obtain** the CFEI from the **OBO** **3 days**

16. **Apply** for the certificate of occupancy at the **OBO** **1 day**

17. **Receive** final inspection for the certificate of occupancy from the **OBO** **1 day**

18. **Obtain** the certificate of occupancy from the **OBO** **18 days**

19. Apply for water and sewage connection. Manila Water **1 day**

20. Receive inspection for water and sewage connection. Manila Water **1 day**

21. Obtain water and sewage connection from Manila Water **21 days**

22. **Apply** for the tax declaration of improvement at **CAO** **1 day**

23. **Receive** inspection from the appraiser of **CAO** **1 day**

24. **Obtain** tax declaration of improvement from the **CAO** **3 days**

DEALING WITH CONSTRUCTION PERMITS

OLD PROCEDURES (24 Steps, 94 Days)

1. Obtain CTC of Land Title from Registry of Deeds (**LRA-RD**) **4 days**

2. Obtain Lot plan with Site map from **Geodetic Engineer** **3 days**

3. Obtain **Barangay Clearance** **1 day**

4. Apply for Locational Clearance (**CPDO**) **1 day**

5. Receive Inspection for Locational Clearance(**CPDO**) **1 day**

6. Obtain Locational Clearance (**CPDO**) **5 day**

7. Apply and Obtain FSEC form **BFP Fire Mashall (BFP)** **7 days**

8. Apply and obtain Building permit and ancillary permits from **OBO** **21 days**

9. Receive inspection from **BFP** during Construction **1 day**

10. Apply for FSIC at the **BFP** **1 day**

11. **Receive** final inspection for the FSIC from the **BFP** **1 day**

12. **Obtain** the FSIC from the **BFP** **5 days**

13. **Apply** for the Certificate of Final Electrical Inspection (CFEI) at the **OBO** **1 day**

14. **Receive** final inspection for the CFEI from the **OBO** **1 day**

15. **Obtain** the CFEI from the **OBO** **3 days**

16. **Apply** for the certificate of occupancy at the **OBO** **1 day**

17. **Receive** final inspection for the certificate of occupancy from the **OBO** **1 day**

18. **Obtain** the certificate of occupancy from the **OBO** **18 days**

19. Apply for water and sewage connection. Manila Water **1 day**

20. Receive inspection for water and sewage connection. Manila Water **1 day**

21. Obtain water and sewage connection from Manila Water **21 days**

22. **Apply** for the tax declaration of improvement at **CAO** **1 day**

23. **Receive** inspection from the appraiser of **CAO** **1 day**

24. **Obtain** tax declaration of improvement from the **CAO** **3 days**

DEALING WITH CONSTRUCTION PERMITS

NEW PROCEDURES (16 Steps, 61 Days)

1. Obtain CTC of Land Title from Registry of Deeds
(LRA-RD) 4 days

2. Obtain Lot plan with Site map from **Geodetic Engineer 3 days**

3. Obtain **Barangay Clearance 1day**

4. Apply for the following at the City Planning and Development Office (CPDO)

- Locational Clearance
- Fire Safety Evaluation Clearance
- Pre-approval of Architectural plans

5. Get the Pre-approved documents from the CPDO

6. Submit pre-approved and complete documentary requirements for the Building Permit and Ancillary Permits at the OBO

7. Obtain the following clearance and permits at the OBO

- Fire Safety Evaluation Clearance
- Locational Clearance
- Building Permit and Ancillary Permits

8. Apply for the following at the OBO:

- Fire Safety Inspection Certificate
- Certificate of Final Electrical Inspection
- Certificate of Occupancy

9 Receive the following inspections:

- Final inspection for the FSIC from the BFP
- Final inspection for the CFEI from the OBO
- Final inspection for the certificate of occupancy from the OBO

10. Obtain the following certificates at the OBO

- **Fire Safety Inspection Certificate FSIC**
- **Certificate of Final Electrical Inspection CFEI**
- **Certificate of Occupancy**

11. Apply for water and sewage connection.
Manila Water 1 day

12. Receive inspection for water and sewage connection. Manila Water **1 day**

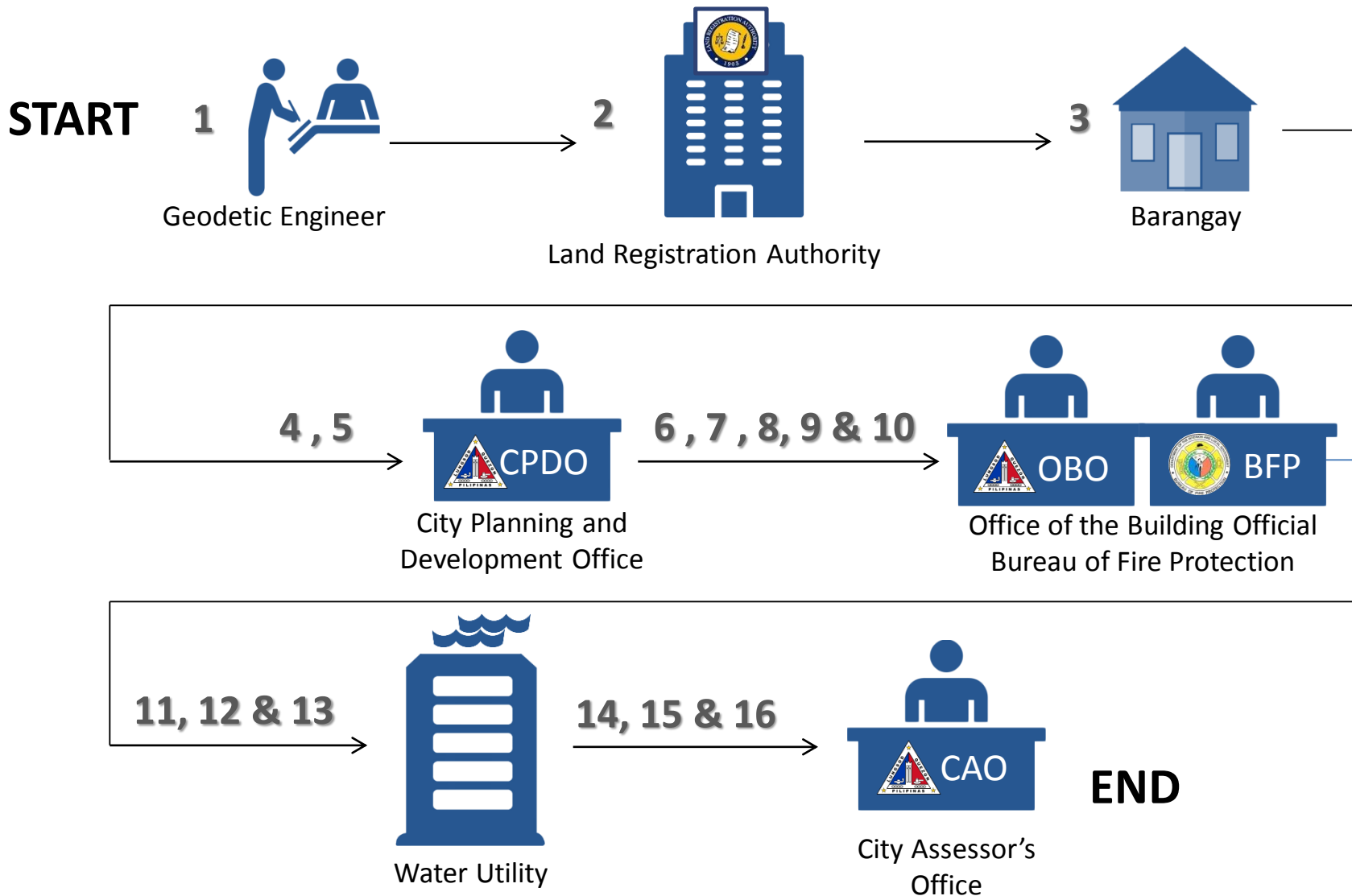
13. Obtain water and sewage connection from Manila Water **21 days**

14. **Apply** for the tax declaration of improvement at **CAO 1**

15. **Receive** inspection from the appraiser of **CAO 1 day**

16. **Obtain** tax declaration of improvement from the **CAO 3 days**

DEALING WITH CONSTRUCTION PERMITS REFORMS





NATIONAL
COMPETITIVENESS
COUNCIL | PHILIPPINES

GETTING ELECTRICITY



MERALCO



GETTING ELECTRICITY

INDICATOR	2014 REPORT	2015 REPORT	MOVEMENT / CHANGE IN RANK
Number of Days	42	42	0
Number of Steps	5	4	-1
Cost (% income per capita)	118.2	90.6	-27.6%
Distance to Frontier	82.76	90.59	+7.83
Indicator Rank	33	16	+17

GETTING ELECTRICITY

FROM:

Procedures	4
Time (days)	42
Cost (Security Deposit)	Php 519,640.00

TO:

Procedures	3
Time (days)	38
Cost (Security Deposit)	Php 251,770.00

GETTING ELECTRICITY

OLD PROCEDURES (4 Steps, 42 Days)

START

Submit application to MERALCO
and await site inspection
(STEP 1 - 3 days)

Receive site visit from MERALCO
and await estimate
(STEP 2 - 14 days)

Request and receive Certificate
of Electrical Inspection (CEI) from
Quezon City (simultaneous with
previous procedure)
(STEP 3 - 7 days)

Submit CEI to MERALCO and
MERALCO completes installation of
overhead distribution facilities and
meter, and electricity starts flowing
(STEP 4 - 25 days)

END

GETTING ELECTRICITY

NEW PROCEDURES (3 Steps, 38 Days)

START

Submit application to MERALCO
and await site inspection
(STEP 1 - 3 days)

Receive site visit from MERALCO
and await estimate
(STEP 2 - 14 days)

~~Request and receive Certificate
of Electrical Inspection (CEI) from
Quezon City (simultaneous with
previous procedure)
(STEP 3 - 7 days)~~


Submit CEI to MERALCO and
MERALCO completes installation of
overhead distribution facilities and
meter, and electricity starts flowing
(STEP 4 - 25 days)

END

GETTING ELECTRICITY

START

1



MERALCO

2



MERALCO
(Site Inspection)



Office of the Building Official

3

END



Electronic transfer of CEI from QC-OBO to MERALCO

REDUCTION in PROCEDURES (From 4 to 3)
FASTER Processing TIME (From 42 days to 38 days)



NATIONAL
COMPETITIVENESS
COUNCIL | PHILIPPINES

REGISTERING PROPERTY



REGISTERING PROPERTY

INDICATOR	2014 REPORT	2015 REPORT	MOVEMENT / CHANGE IN RANK
Number of Days	39	35	-4
Number of Steps	8	9	+1
Cost (% of property value)	4.8	4.3	-0.5
Distance to Frontier	64.17	62.81	-1.36
Indicator Rank	121	108	+13

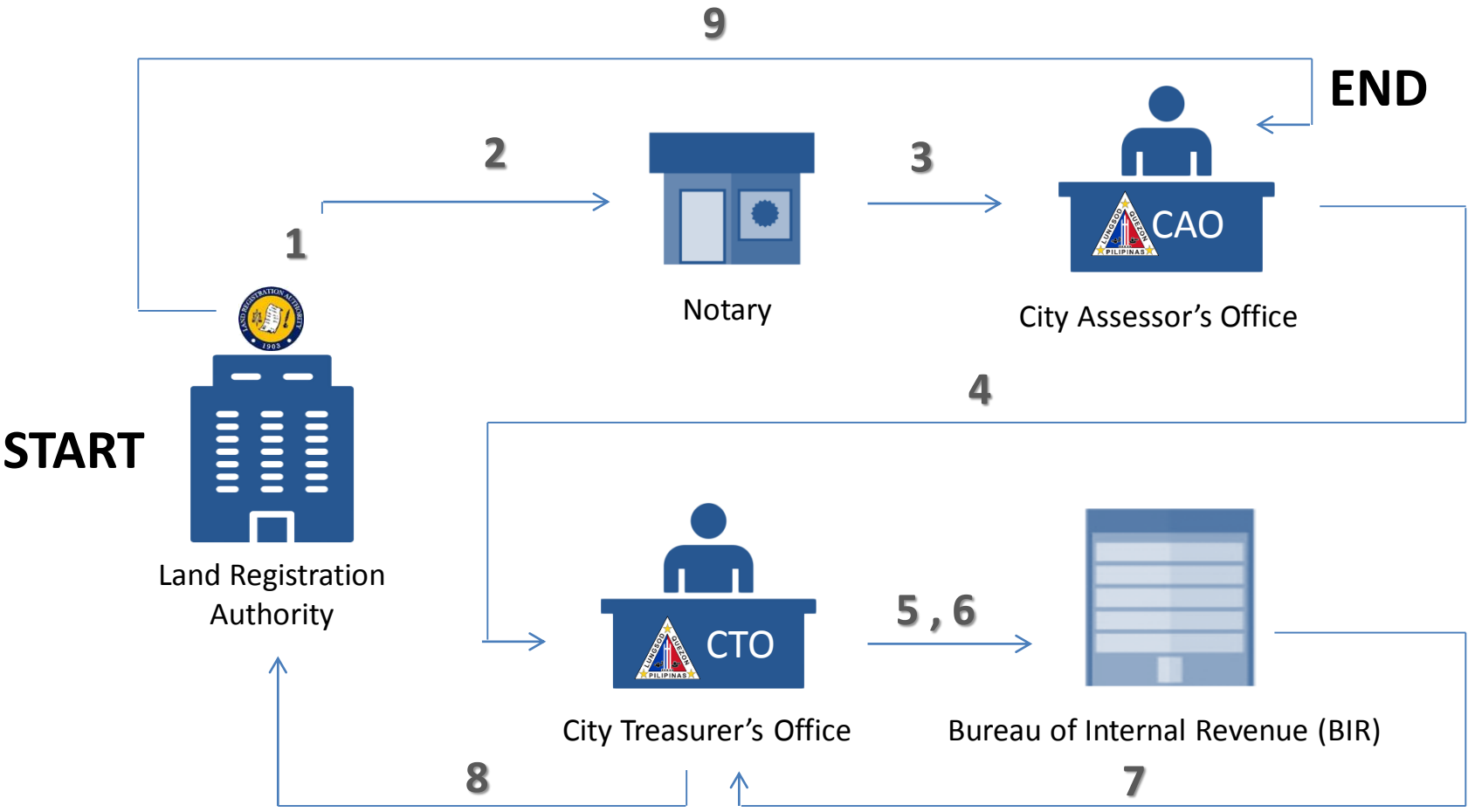
REGISTERING PROPERTY

Electronic Certificate Authorizing Registration (eCAR)

The system was developed in collaboration with the Land Registration Authority (LRA) to automate the manual processes in the preparation of Certificate Authorizing Registration (CAR), and to build a reliable database for the pre- and post- audit of one-time transactions.

The reform will reduce the number of obtaining Certificate Authorizing Registration from 14 days to 5-10 days.

REGISTERING PROPERTY





NATIONAL
COMPETITIVENESS
COUNCIL | PHILIPPINES

GETTING CREDIT



CREDIT INFORMATION
CORPORATION



ACCRA[®]
ACCRA[®]LAW

GETTING CREDIT

INDICATOR	2014 REPORT	2015 REPORT	MOVEMENT/ CHANGE IN RANK
Credit Information Index (0-8)	5/6	5/8*	-
Legal Rights Index (0-12)	4/10	3/12*	-
Public registry coverage (% of adults)	0.0	0.0	-
Private bureau coverage (% of adults)	9.3	11.3	+2
Distance to Frontier	56.25	40.00	-16.25
Indicator Rank	86	104	-18

(*) with new measure

GETTING CREDIT



The Credit Information Corporation (CiC) is a government-owned and controlled corporation that is envisioned to be the leading provider of independent, reliable and accurate credit information in the Philippines.

CiC was created in 2008 by virtue of [Republic Act. No. 9510](#), otherwise known as the Credit Information System Act (CISA).

GETTING CREDIT

Mission Statement

To help improve the overall availability of credit especially to micro, small and medium-scale enterprises;

To provide mechanisms to make credit more cost-effective and reduce the excessive dependence on collateral to secure credit facilities;

To continually educate the public on the benefits of credit information to the economy, create awareness on the rights of consumers/borrowers to access their credit information and ensure that these are accurate; and

To create a healthy balance between the need for reliable credit information and the safeguarding consumer protection, ensuring a free and healthy competition in the industry.

DEPTH OF CREDIT INFORMATION INDEX

2015

Depth of credit information index (0–8)	Credit bureau	Credit registry
Are data on both firms and individuals distributed?	YES	NO
Are both positive and negative data distributed?	YES	NO
Are data from retailers and utility companies, in addition to data from banks and financial institutions, distributed?	NO	NO
Are at least 2 years of historical data distributed? (Credit bureaus and registries that distribute more than 10 years of negative data or erase data on defaults as soon as they are repaid obtain a score of 0 for this component)	NO	NO
Are data on loan amounts below 1% of income per capita distributed?	YES	NO
By law, do borrowers have the right to access their data in the credit bureau or credit registry?	YES	NO
*Can banks and financial institutions access borrowers' credit information online (for example, through an online platform, a system-to-system connection or both)?	YES	NO
*Are bureau or registry credit scores offered as a value-added service to help banks and financial institutions assess the creditworthiness of borrowers?	NO	NO
Score	5/8	

DEPTH OF CREDIT INFORMATION INDEX

2016

Depth of credit information index (0–8)	Credit bureau	Credit registry
Are data on both firms and individuals distributed?	YES	YES
Are both positive and negative data distributed?	YES	YES
Are data from retailers and utility companies, in addition to data from banks and financial institutions, distributed?	NO	YES
Are at least 2 years of historical data distributed? (Credit bureaus and registries that distribute more than 10 years of negative data or erase data on defaults as soon as they are repaid obtain a score of 0 for this component)	NO	YES
Are data on loan amounts below 1% of income per capita distributed?	YES	YES
By law, do borrowers have the right to access their data in the credit bureau or credit registry?	YES	YES
*Can banks and financial institutions access borrowers' credit information online (for example, through an online platform, a system-to-system connection or both)?	YES	YES
*Are bureau or registry credit scores offered as a value-added service to help banks and financial institutions assess the creditworthiness of borrowers?	NO	YES
Score	5/8	



NATIONAL
COMPETITIVENESS
COUNCIL | PHILIPPINES

PROTECTING MINORITY INVESTORS



PROTECTING MINORITY INVESTORS

INDICATOR	2014 REPORT	2015 REPORT	MOVEMENT / CHANGE IN RANK
Extent of conflict of interest regulation index (0-10)	-	4.0*	-
Disclosure (0-10)	2	2.0	-
Director Liability (0-10)	3	3.0*	-
Shareholder Suits Index (0-10)	8	7.0*	-1
Extent of shareholder governance index (0-10)	-	4.3*	-
Extent of shareholder rights index (0-10.5)	-	4.5*	-
Strength of governance structure index (0-10.5)	-	2.0*	-
Extent of corporate transparency index (0-9)	-	6.5*	-
<i>Strength of minority investor protection index (0-10)</i>	4.3	4.2	-0.1
Distance to Frontier	43.33	41.67	-1.66
Indicator Rank	128	154	-26

(*) with new measure

PROTECTING MINORITY INVESTORS

Regulatory Review

SEC created a taskforce to review regulations affecting the internal governance of corporations, regulations of related-party transactions, disclosure obligations, liability of company executives and access to evidence in civil litigations.



PROTECTING MINORITY INVESTORS

Other Enabling Initiatives of SEC



- Amendments to the Corporation Code.
- Amendments to the Implementing Rules and Regulations of the Securities Regulation Code
- Proposed Amendment to the Code of Corporate Governance
- Proposed Amendment to the Securities Regulation Code
- Adoption of a Corporate Governance Blueprint





NATIONAL
COMPETITIVENESS
COUNCIL | PHILIPPINES

PAYING TAXES



SOCIAL SECURITY SYSTEM



PAYING TAXES

INDICATOR	2014 REPORT	2015 REPORT	MOVEMENT/ CHANGE IN RANK
Number of Payments	36	36	0
Number of Hours	193	193	0
Total Tax Rate	44.5	42.5	-2.0
Distance to Frontier	62.25	66.46	+4.21
Indicator Rank	131	127	+4

PAYING TAXES (Social Service Contributions/Payments)

REDUCED NUMBER OF PAYMENTS from 36 to 13

Corporate
Income Tax

Local
Business Tax

Community
Tax Certificate

Tax on
Interest

Real Property
Tax

Environmental
Tax

Stamp Duty

Employer
Compensation

Value Added
Tax

Tax on Check
Transactions

Tax on
Insurance
Contracts

SSS

Health
Insurance

Health
Insurance

Health
Insurance

Health
Insurance

Health
Insurance

Health
Insurance

Health
Insurance

Health
Insurance

Health
Insurance

Health
Insurance

Health
Insurance

Health
Insurance

Pag-IBIG
Fund

Pag-IBIG
Fund

Pag-IBIG
Fund

Pag-IBIG
Fund

Pag-IBIG
Fund

Pag-IBIG
Fund

Pag-IBIG
Fund

Pag-IBIG
Fund

Pag-IBIG
Fund

Pag-IBIG
Fund

Pag-IBIG
Fund

Pag-IBIG
Fund

PAYING TAXES (Social Service Contributions/Payments)

REDUCED NUMBER OF PAYMENTS from 36 to 13

Corporate
Income Tax

Community Tax Certificate paid
jointly with Local Business Tax

Tax on
Interest

Real Property
Tax

Environmental
Tax

Stamp Duty

Employer
Compensation

Value Added
Tax

Tax on Check
Transactions

Tax on
Insurance
Contracts

SSS

Health Insurance

Pag-IBIG Fund

PAYING TAXES (Social Service Contributions/Payments)

REFORMS



Businesses with 10+ employees may now register for e-payment services with commercial and government banks.

LANDBANK
No Average Daily Balance Required**

DBP
No Average Daily Balance Required**

Commercial Banks

***This applies to businesses with 10+ employees effective May 2015.*



Social Security System
Online Payments Available
Since 2012



Pag-IBIG Fund



PhilHealth

e-Payment and online transactions for Social Services are now available.



NATIONAL
COMPETITIVENESS
COUNCIL | PHILIPPINES

ENFORCING CONTRACTS



ACCRA[®]LAW



ENFORCING CONTRACTS

INDICATOR	2014 REPORT	2015 REPORT	MOVEMENT/ CHANGE IN RANK
Number of Days	842	842.0	-
Number of Steps	37	37.0	-
Cost (% of Claim)	26.0	31.0	+5.0
Distance to Frontier	51.83	52.02	-0.19
Indicator Rank	114	124	-10

ENFORCING CONTRACTS

COUNTRY	2015	2014	2013	2012	2011
PHILIPPINES	124	114	112	112	118
SINGAPORE	1	12	11	12	13
LAOS	99	104	104	110	110
THAILAND	25	22	22	24	25
VIETNAM	47	46	46	30	31
BRUNEI DARUSSALAM	139	161	161	151	159
INDONESIA	172	147	146	156	154
MALAYSIA	29	30	29	31	59
CAMBODIA	178	162	163	142	142
MYANMAR	185	188	188	NDA	NDA

ENFORCING CONTRACTS

On-going reforms



ENFORCING CONTRACTS

e-Court

- The **e-Court** system is part of the Philippine Supreme Court's initiative to increase court efficiency by monitor, manage and process cases and for court officials to monitor performance.
- Since its pilot run last 2013 in 58 courts of Quezon City, it has been rolled out to 15 other courts in Angeles City and Lapu-lapu City.
- This year eCourts will reach 94 more courts in Tacloban City, Davao City, Cebu City, and Makati City.
- In 2016, eCourts will be further rolled out in the 120 courts of the capital city of Manila, Pasig City and Mandaluyong City. By the end of 2016, eCourts will be in 287 trial courts handling about 30% of the total caseload of the Philippine court system



NATIONAL
COMPETITIVENESS
COUNCIL | PHILIPPINES

RESOLVING INSOLVENCY



ACCRA[®]LAW



RESOLVING INSOLVENCY

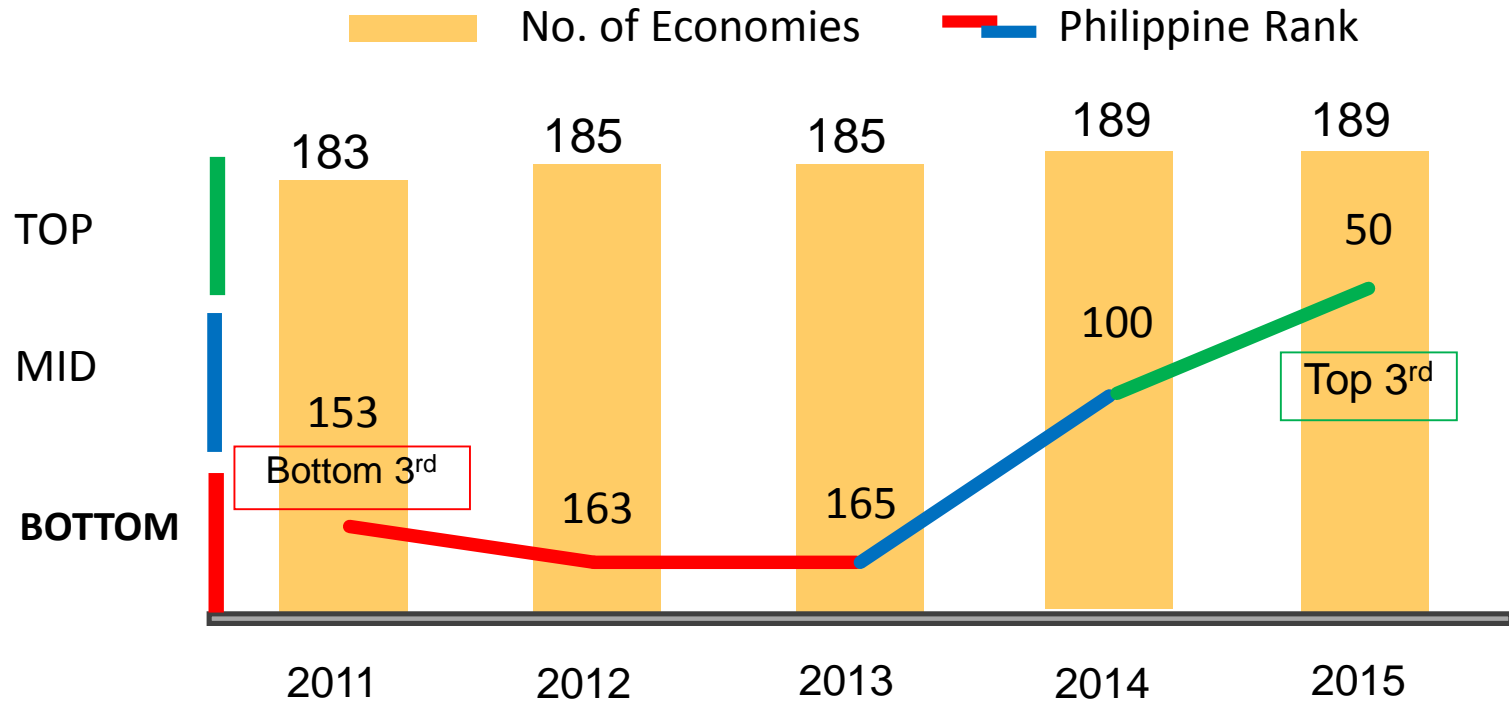
INDICATOR	2014 REPORT	2015 REPORT	MOVEMENT/ CHANGE IN RANK
<i>Time</i>	2.7	2.7	-
<i>Cost</i>	22	32.0	+10
Outcome (0 as piecemeal sale and 1 as going concern)	0	0	-
Recovery rate (cents on the dollar)	29.9	21.2	-8.7
Commencement of proceedings index (0-3)	-	3.0*	-
Management of debtor's assets index (0-6)	-	5.5*	-
Reorganization proceedings index (0-3)	-	3.0*	-
Creditor participation index (0-4)	-	3.0*	-
Strength of insolvency framework index (0-16)	-	14.5*	-
<i>Distance to Frontier</i>	31.69	56.74	+25.05
Indicator Rank	100	50	+50

(*) new measure

RESOLVING INSOLVENCY

COUNTRY	2015	2014	2013	2012	2011
SINGAPORE	19	4	2	2	2
MALAYSIA	36	42	49	47	53
THAILAND	45	58	58	51	46
PHILIPPINES	50	100	165	163	153
INDONESIA	75	144	148	146	142
CAMBODIA	84	163	152	149	183
BRUNEI DARUSSALAM	88	48	46	44	42
VIETNAM	104	149	149	142	124
MYANMAR	160	155	NDA	NDA	NDA
LAOS	189	189	185	183	183

RESOLVING INSOLVENCY



Increase in rankings can be attributed to the passage of the **Financial Rehabilitation and Insolvency Act of 2010** and the promulgation of the FR Rules in October 2013.

RESOLVING INSOLVENCY

An additional measure that looks at quality or “how well insolvency laws are in accord with internationally recognized good practices” was also introduced in 2015.

The Philippines ranked **8th** out of **189** economies and scored **14.5** out of a maximum of **16** on this measure known as the “**strength of insolvency framework index**”.



RESOLVING INSOLVENCY

Rules on Liquidation in Insolvency

The Sub Committee on Commercial Courts has submitted to the Supreme Court En Banc, for its consideration and approval, the **proposed rules on liquidation in insolvency (FL Rules)** that will implement the liquidation provisions of the Financial Rehabilitation and Insolvency Act.

The Supreme Court approved the FL Rules on April 21, 2015.



LOCAL COMPETITIVENESS



Cities and Municipalities Competitiveness Index



RCC Summit 2013
Who's on TOP?
An NCC Press Release:
The First Cities and Municipalities
Competitiveness Index [\(Click Here\)](#)

The graphic features a map of the Philippines on the right side, with several regions highlighted in yellow. The background is a repeating pattern of the text 'NATIONAL COMPETITIVENESS COUNCIL PHILIPPINES' and a small logo. The text 'Who's on TOP?' is prominently displayed in the center, with 'Who's on' in black and 'TOP?' in large, bold, orange letters. Below this, the text 'An NCC Press Release: The First Cities and Municipalities Competitiveness Index' is written in black, followed by a link '(Click Here)'.

We asked...

- How competitive are our cities and municipalities?
- How easy is it to start a business in a city?
- What is the cost of doing business in a municipality?

We found out...

- Difficult to gather data at city and municipality level
- Sustainability of data collection affected by funding
- Time lag in national data surveys

We proposed...

The creation of Regional Competitiveness
Committees (RCCs)

Regional Competitiveness Committees

Each committee -

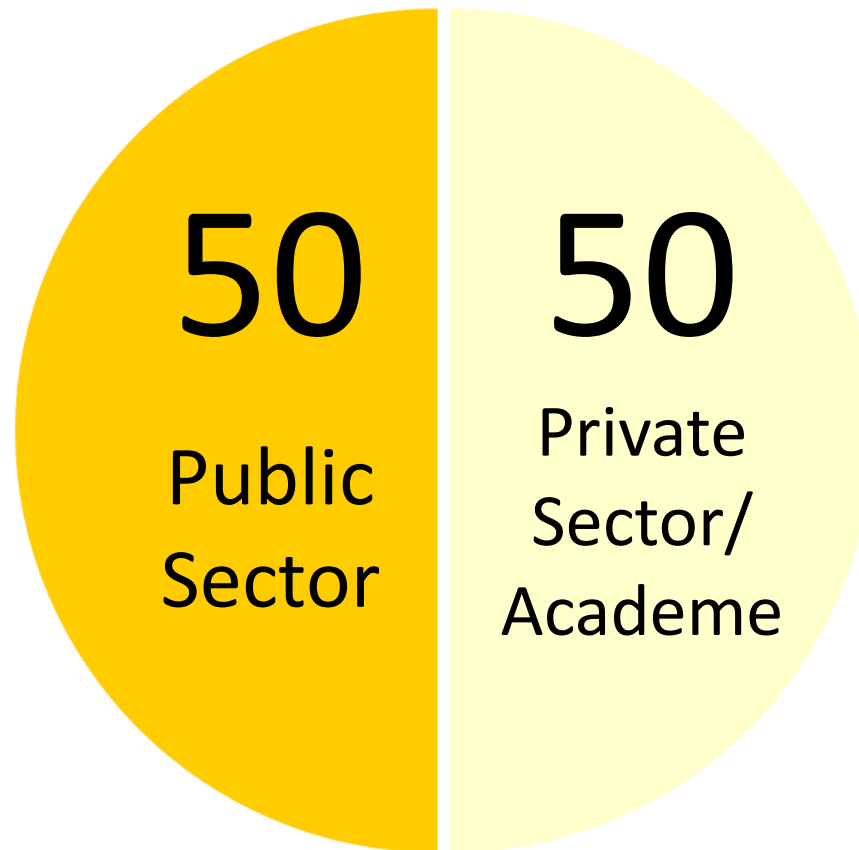
- Tracks local competitiveness indicators
- Formulates programs to improve competitiveness
- Engages in investment promotion activities to attract investors and create new jobs

Overview

15 Regional Competitiveness Committees (RCCs) + National Capital Region

- Region I (Ilocos)
- Region II (Cagayan)
- Region III (Central Luzon)
- Region IVA (CALABARZON)
- Region IVB (MIMAROPA)
- Region V (Bicol)
- Region VI (Western Visayas)
- Region VII (Central Visayas)
- Region VIII (Eastern Visayas)
- Region IX (Zamboanga)
- Region X (Northern Mindanao)
- Region XI (Davao)
- Region XII (SOCCSKSARGEN)
- Region XIII SOCCSKSARGEN
- CAR

Overview



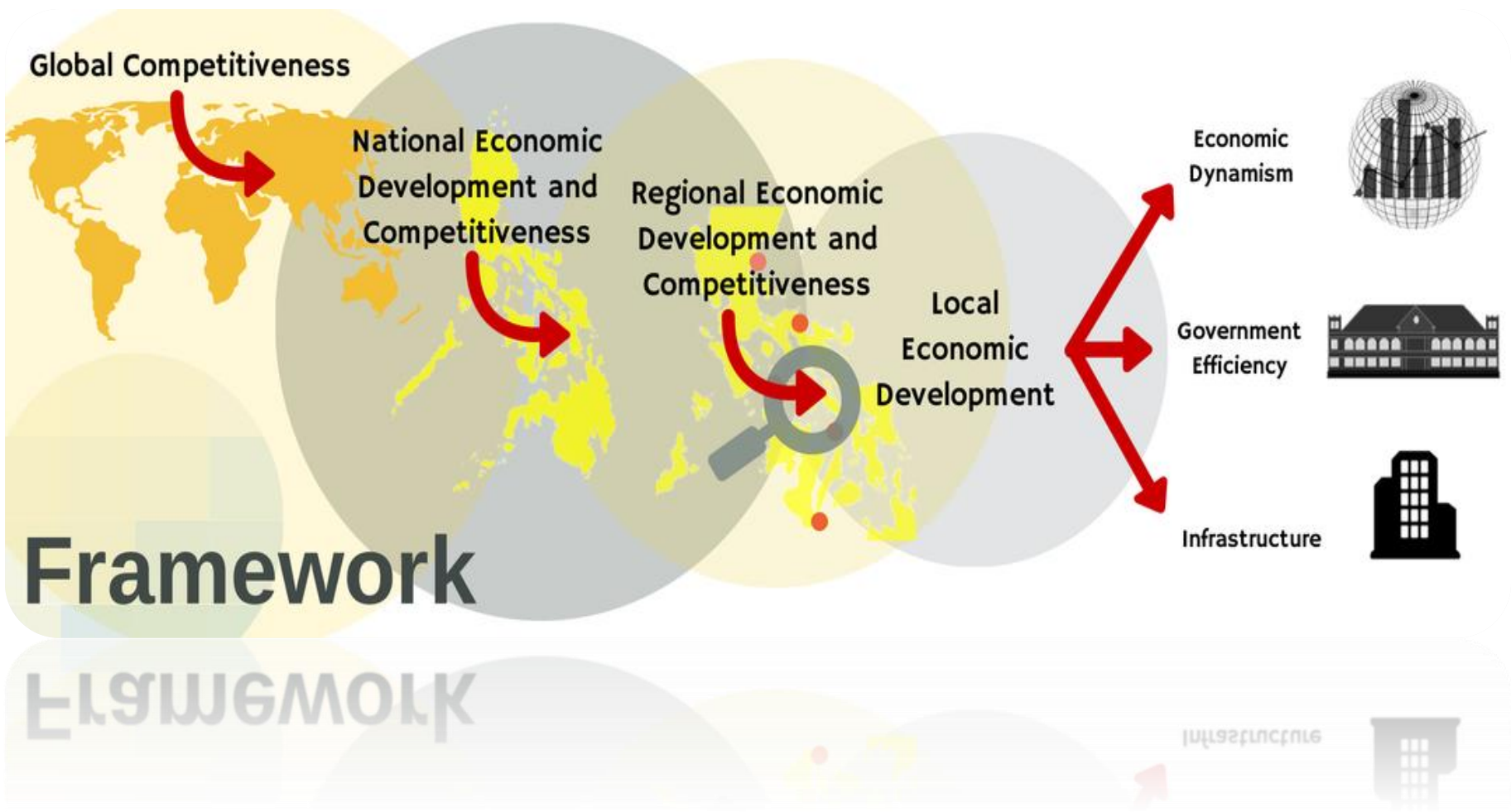
Regional Competitiveness

- Convened all committees in several dialogues in 2012 to construct a **framework for local economic development and competitiveness**



Cities and Municipalities Competitiveness Index

National Competitiveness Council | Philippines



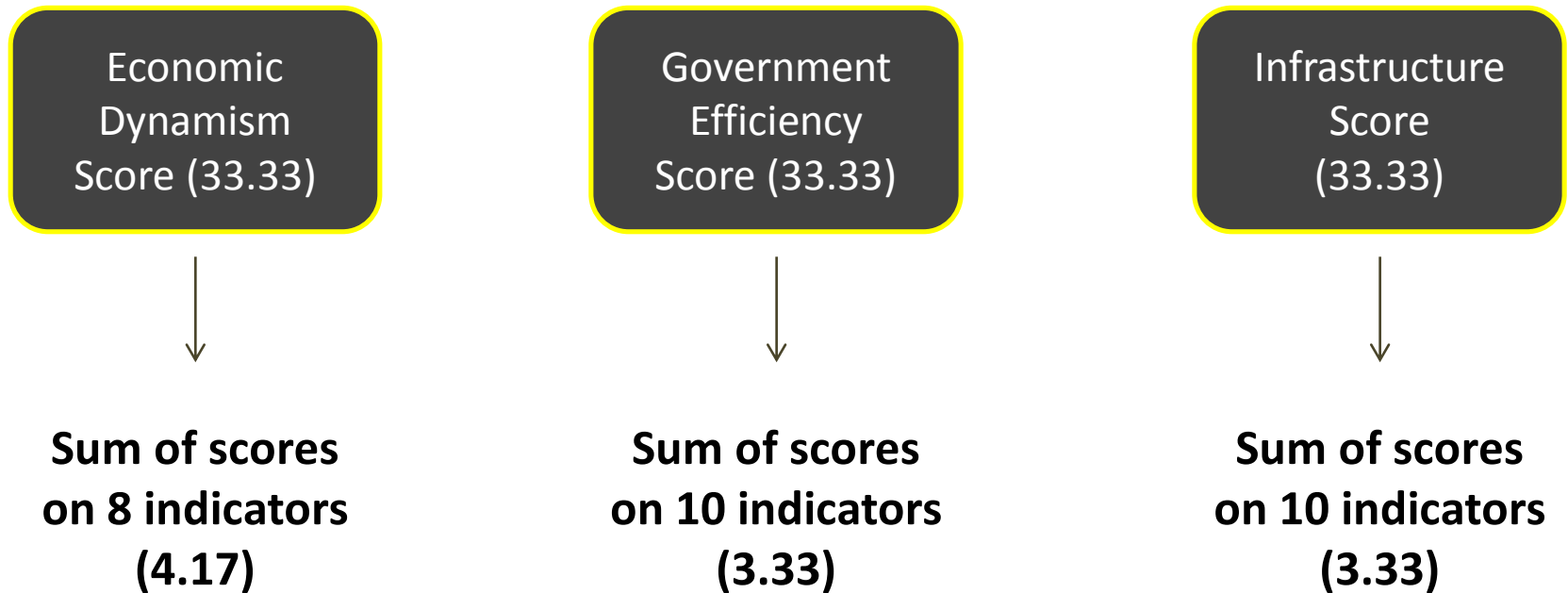
INDICATORS

Economic Dynamism	Government Efficiency	Infrastructure
Size of the Local Economy (Registrations, Capital, Revenue, Permits)	Transparency score in local government performance management system	Existing Road Network
Growth of the Local Economy	Economic Governance Score in LGPMS	Distance of Center to Major Ports
Capacity to Generate Employment	Ratio of LGU collected tax to LGU revenues	Department of Tourism-Accredited Accommodations
Cost of Living	LGU Competition-Related Awards	Health Infrastructure
Cost of Doing Business	Business Registration Efficiency	Education Infrastructure
Financial Deepening	Investment Promotions	Availability of Basic Utilities
Presence of Business and Professional Organizations	Compliance to National Directives for LGUs	Annual Investment in Infrastructure
Productivity	Security	ICT Connectivity
	Health	No. of ATMs
	Schools	Public Transport Vehicles

SCORING

- Separate rankings were made for cities and municipalities.

OVERALL COMPETITIVENESS RANKING =



SCORING

- To standardize the computations, the standard formula for the human development index was adopted:

$$\frac{\text{Actual value}(x) - \text{Minimum Value } (x)}{\text{Maximum value } (x) - \text{Minimum value } (x)}$$

- The resulting value is then multiplied to the identified weight per indicator.

NOTE: Some data, such as those requiring a yes or no answer or growth rates, were subject to a special scoring system so they could be reflected in the rankings.

CITIES AND MUNICIPALITIES COMPETITIVENESS INDEX

2014 RESULTS

Top Cities and Municipalities: Economic Dynamism

CITIES

- 1 Parañaque
- 2 Makati
- 3 Manila
4. Naga (Camarines Sur)
5. **GENERAL SANTOS**
6. Mandaluyong
7. Valenzuela
8. Caloocan
9. Cagayan de Oro
10. Cebu
11. Davao
12. Muntinlupa
13. Butuan
14. El Salvador (Misamis Oriental)
15. Bacolod

MUNICIPALITIES

- 1 Tanza (Cavite)
- 2 General Trias (Cavite)
- 3 San Pedro (Laguna)
4. Carmona (Cavite)
5. Taytay (Rizal)
6. **POLOMOLOK (SOUTH COTABATO)**
7. Sta. Maria (Bulacan)
8. Cuyapo (Nueva Ecija)
9. Pinamalayan (Oriental Mindoro)
10. Puerto Galera (Oriental Mindoro)
11. Kalibo (Aklan)
12. **ISULAN (SULTAN KUDARAT)**
13. Rodriguez (Rizal)
14. San Mateo (Rizal)
15. Lubao (Pampanga)

Top Cities and Municipalities: Government Efficiency

CITIES

- 1 Naga (Camarines Sur)
- 2 Iloilo
- 3 Angeles (Pampanga)
4. Makati
5. Cagayan de Oro
6. Tagbilaran
7. San Fernando (Pampanga)
8. La Carlota (Negros Occidental)
9. Baguio
10. Laoag
11. Balanga (Bataan)
12. Mati (Davao Oriental)
13. Davao
14. Vigan
15. Pasay

MUNICIPALITIES

- 1 Kalibo (Aklan)
- 2 **TUPI (SOUTH COTABATO)**
- 3 San Mateo (Isabela)
4. Molave (Zamboanga del Sur)
5. Nabunturan (Compostela Valley)
6. **MIDSAYAP (NORTH COTABATO)**
7. San Luis (Aurora)
8. Odiongan (Romblon)
9. Carmona (Cavite)
10. Sablayan (Occidental Mindoro)
11. Tigaon (Camarines Sur)
12. Roxas (Isabela)
13. **SURALLAH (SOUTH COTABATO)**
14. Agoo (La Union)
15. **T'BOLI (SOUTH COTABATO)**

Top Cities and Municipalities: Infrastructure

CITIES

- 1** Davao
- 2** Cagayan de Oro
- 3** Marikina
4. Makati
5. Cebu
6. Quezon City
7. Iloilo
8. Angeles (Pampanga)
9. Pasay
10. Manila
11. Valenzuela
12. Iriga (Camarines Sur)
13. Parañaque
14. Dasmariñas (Cavite)
15. Muntinlupa

MUNICIPALITIES

- 1** Daet (Camarines Norte)
- 2** Rodriguez (Rizal)
- 3** Paniqui (Tarlac)
4. Argao (Cebu)
5. Nabunturan (Compostela Valley)
6. Taytay (Rizal)
7. General Trias (Cavite)
8. Donsol (Sorsogon)
9. Manolo Fortich (Bukidnon)
10. Silang (Cavite)
11. Lala (Lanao del Norte)
12. Lubao (Pampanga)
13. San Jose (Antique)
14. Cuyapo (Nueva Ecija)
15. San Mateo (Rizal)

OVERALL COMPETITIVENESS

TOP CITIES

- 1** Makati
- 2** Cagayan de Oro
- 3** Naga (Camarines Sur)
4. Davao
5. Marikina
6. Iloilo
7. Cebu
8. Manila
9. Valenzuela
10. Parañaque
11. Pasay
12. General Santos
13. Mandaluyong
14. Angeles (Pamapanga)
15. Baguio

TOP MUNICIPALITIES

- 1** Daet (Camarines Norte)
- 2** General Trias (Cavite)
- 3** Kalibo (Aklan)
4. Carmona (Cavite)
5. Nabunturan (Compostela Valley)
6. Lubao (Pampanga)
7. Isulan (Sultan Kudarat)
8. Polomolok (South Cotabato)
9. Manolo Fortich (Bukidnon)
10. Taytay (Rizal)
11. Angono (Rizal)
12. Midsayap (North Cotabato)
13. Tupi (South Cotabato)
14. Paniqui (Tarlac)
15. Polangui (Albay)

Cities and Municipalities Competitiveness Index General Santos City, South Cotabato



	Score (0-100)	Rank (out of 136 Cities)
Overall Competitiveness	42.124	12
Economic Dynamism	13.555	5
Government Efficiency	17.824	30
Infrastructure	10.744	17

SOCCSKSARGEN: ECONOMIC DYNAMISM

CITIES

RANK	LOCAL GOVERNMENT UNIT	PROVINCE	REGION	SCORE (out of 100)
5	General Santos City	South Cotabato	Region XII - SOCCSKSARGEN	13.56
27	Koronadal City	South Cotabato	Region XII - SOCCSKSARGEN	9.86
37	Cotabato City	Cotabato	Region XII - SOCCSKSARGEN	9.41
63	Tacurong City	Sultan Kudarat	Region XII - SOCCSKSARGEN	8.22
72	Kidapawan City	North Cotabato	Region XII - SOCCSKSARGEN	7.70

SOCCSKSARGEN: ECONOMIC DYNAMISM MUNICIPALITIES

RANK	LOCAL GOVERNMENT UNIT	PROVINCE	REGION	SCORE (out of 100)
6	Polomolok	South Cotabato	Region XII - SOCCSKSARGEN	12.73
12	Isulan	Sultan Kudarat	Region XII - SOCCSKSARGEN	11.86
22	Midsayap	North Cotabato	Region XII - SOCCSKSARGEN	10.35
29	T'boli	South Cotabato	Region XII - SOCCSKSARGEN	9.82
43	Alamada	North Cotabato	Region XII - SOCCSKSARGEN	9.19
48	Surallah	South Cotabato	Region XII - SOCCSKSARGEN	9.07
52	Tupi	South Cotabato	Region XII - SOCCSKSARGEN	8.79
67	Alabel	Sarangani	Region XII - SOCCSKSARGEN	8.46
69	Matalam	North Cotabato	Region XII - SOCCSKSARGEN	8.39
75	Aleosan	North Cotabato	Region XII - SOCCSKSARGEN	8.30
78	Mlang	North Cotabato	Region XII - SOCCSKSARGEN	8.28
91	Esperanza (SK)	Sultan Kudarat	Region XII - SOCCSKSARGEN	8.10
119	Makilala	North Cotabato	Region XII - SOCCSKSARGEN	7.60
140	Carmen (NC)	North Cotabato	Region XII - SOCCSKSARGEN	7.28
148	Lake Sebu	South Cotabato	Region XII - SOCCSKSARGEN	7.15

SOCCSKSARGEN: ECONOMIC DYNAMISM MUNICIPALITIES

RANK	LOCAL GOVERNMENT UNIT	PROVINCE	REGION	SCORE (out of 100)
153	Magpet	North Cotabato	Region XII - SOCCSKSARGEN	7.12
173	Pikit	North Cotabato	Region XII - SOCCSKSARGEN	6.76
175	Sto. Niño	South Cotabato	Region XII - SOCCSKSARGEN	6.73
184	Banga	South Cotabato	Region XII - SOCCSKSARGEN	6.62
190	Lutayan	Sultan Kudarat	Region XII - SOCCSKSARGEN	6.60
193	Kabacan	North Cotabato	Region XII - SOCCSKSARGEN	6.54
198	Banisilan	North Cotabato	Region XII - SOCCSKSARGEN	6.47
210	Maitum	Sarangani	Region XII - SOCCSKSARGEN	6.30
225	Columbio	Sultan Kudarat	Region XII - SOCCSKSARGEN	6.05
231	President Quirino	Sultan Kudarat	Region XII - SOCCSKSARGEN	5.94
236	Norala	South Cotabato	Region XII - SOCCSKSARGEN	5.88
238	Tampakan	South Cotabato	Region XII - SOCCSKSARGEN	5.75
251	Kalamansig	Sultan Kudarat	Region XII - SOCCSKSARGEN	5.47
273	Glan	Sarangani	Region XII - SOCCSKSARGEN	5.14
298	Bagumbayan	Sultan Kudarat	Region XII - SOCCSKSARGEN	4.84

SOCCSKSARGEN: ECONOMIC DYNAMISM MUNICIPALITIES

RANK	LOCAL GOVERNMENT UNIT	PROVINCE	REGION	SCORE (out of 100)
305	Libungan	North Cotabato	Region XII - SOCCSKSARGEN	4.76
306	Lebak	Sultan Kudarat	Region XII - SOCCSKSARGEN	4.74
316	Tantangan	South Cotabato	Region XII - SOCCSKSARGEN	4.63
319	Pigcawayan	North Cotabato	Region XII - SOCCSKSARGEN	4.58
320	Malapatan	Sarangani	Region XII - SOCCSKSARGEN	4.58
343	Malungon	Sarangani	Region XII - SOCCSKSARGEN	4.29
346	Tulunan	North Cotabato	Region XII - SOCCSKSARGEN	4.23
360	Antipas	North Cotabato	Region XII - SOCCSKSARGEN	3.61
364	President Roxas (NC)	North Cotabato	Region XII - SOCCSKSARGEN	3.47
365	Arakan	North Cotabato	Region XII - SOCCSKSARGEN	3.44

SOCCSKSARGEN: GOVERNMENT EFFICIENCY

CITIES

RANK	LOCAL GOVERNMENT UNIT	PROVINCE	REGION	SCORE (out of 100)
30	General Santos City	South Cotabato	Region XII - SOCCSKSARGEN	17.82
31	Tacurong City	Sultan Kudarat	Region XII - SOCCSKSARGEN	17.77
32	Koronadal City	South Cotabato	Region XII - SOCCSKSARGEN	17.70
40	Kidapawan City	North Cotabato	Region XII - SOCCSKSARGEN	17.23
60	Cotabato City	Cotabato	Region XII - SOCCSKSARGEN	15.95

SOCCSKSARGEN: GOVERNMENT EFFICIENCY MUNICIPALITIES

RANK	LOCAL GOVERNMENT UNIT	PROVINCE	REGION	SCORE (out of 100)
2	Tupi	South Cotabato	Region XII - SOCCSKSARGEN	20.01
6	Midsayap	North Cotabato	Region XII - SOCCSKSARGEN	18.92
13	Surallah	South Cotabato	Region XII - SOCCSKSARGEN	18.74
15	T'boli	South Cotabato	Region XII - SOCCSKSARGEN	18.58
24	Isulan	Sultan Kudarat	Region XII - SOCCSKSARGEN	17.84
25	Esperanza (SK)	Sultan Kudarat	Region XII - SOCCSKSARGEN	17.78
43	Alamada	North Cotabato	Region XII - SOCCSKSARGEN	16.92
63	Polomolok	South Cotabato	Region XII - SOCCSKSARGEN	16.49
65	Aleosan	North Cotabato	Region XII - SOCCSKSARGEN	16.44
70	Mlang	North Cotabato	Region XII - SOCCSKSARGEN	16.28
71	Alabel	Sarangani	Region XII - SOCCSKSARGEN	16.28
86	Makilala	North Cotabato	Region XII - SOCCSKSARGEN	15.74
105	Matalam	North Cotabato	Region XII - SOCCSKSARGEN	15.14
111	Tampakan	South Cotabato	Region XII - SOCCSKSARGEN	15.01
117	Lutayan	Sultan Kudarat	Region XII - SOCCSKSARGEN	14.76

SOCCSKSARGEN: GOVERNMENT EFFICIENCY MUNICIPALITIES

RANK	LOCAL GOVERNMENT UNIT	PROVINCE	REGION	SCORE (out of 100)
132	Pigcawayan	North Cotabato	Region XII - SOCCSKSARGEN	14.28
138	Magpet	North Cotabato	Region XII - SOCCSKSARGEN	14.10
139	Banga	South Cotabato	Region XII - SOCCSKSARGEN	14.03
141	Columbio	Sultan Kudarat	Region XII - SOCCSKSARGEN	13.89
162	Maitum	Sarangani	Region XII - SOCCSKSARGEN	13.30
168	Tulunan	North Cotabato	Region XII - SOCCSKSARGEN	13.14
172	Pikit	North Cotabato	Region XII - SOCCSKSARGEN	13.02
174	Banisilan	North Cotabato	Region XII - SOCCSKSARGEN	12.99
205	Carmen (NC)	North Cotabato	Region XII - SOCCSKSARGEN	12.16
212	Sto. Niño	South Cotabato	Region XII - SOCCSKSARGEN	12.09
220	Libungan	North Cotabato	Region XII - SOCCSKSARGEN	11.94
245	Norala	South Cotabato	Region XII - SOCCSKSARGEN	11.33
247	Lake Sebu	South Cotabato	Region XII - SOCCSKSARGEN	11.31
256	President Quirino	Sultan Kudarat	Region XII - SOCCSKSARGEN	11.03
271	Malapatan	Sarangani	Region XII - SOCCSKSARGEN	10.64

SOCCSKSARGEN: GOVERNMENT EFFICIENCY MUNICIPALITIES

RANK	LOCAL GOVERNMENT UNIT	PROVINCE	REGION	SCORE (out of 100)
289	Tantangan	South Cotabato	Region XII - SOCCSKSARGEN	10.14
297	Kabacan	North Cotabato	Region XII - SOCCSKSARGEN	9.93
337	Kalamansig	Sultan Kudarat	Region XII - SOCCSKSARGEN	8.38
357	Glan	Sarangani	Region XII - SOCCSKSARGEN	7.45
360	Arakan	North Cotabato	Region XII - SOCCSKSARGEN	7.26
361	Bagumbayan	Sultan Kudarat	Region XII - SOCCSKSARGEN	7.20
370	Lebak	Sultan Kudarat	Region XII - SOCCSKSARGEN	6.55
371	Malungon	Sarangani	Region XII - SOCCSKSARGEN	6.50
373	Antipas	North Cotabato	Region XII - SOCCSKSARGEN	6.34
384	President Roxas (NC)	North Cotabato	Region XII - SOCCSKSARGEN	5.71

SOCCSKSARGEN: INFRASTRUCTURE

CITIES

RANK	LOCAL GOVERNMENT UNIT	PROVINCE	REGION	SCORE (out of 100)
17	General Santos City	South Cotabato	Region XII - SOCCSKSARGEN	10.74
44	Cotabato City	Cotabato	Region XII - SOCCSKSARGEN	8.73
59	Tacurong City	Sultan Kudarat	Region XII - SOCCSKSARGEN	8.27
60	Koronadal City	South Cotabato	Region XII - SOCCSKSARGEN	8.26
69	Kidapawan City	North Cotabato	Region XII - SOCCSKSARGEN	7.84

SOCCSKSARGEN: INFRASTRUCTURE MUNICIPALITIES

RANK	LOCAL GOVERNMENT UNIT	PROVINCE	REGION	SCORE (out of 100)
23	Polomolok	South Cotabato	Region XII - SOCCSKSARGEN	9.63
29	Alabel	Sarangani	Region XII - SOCCSKSARGEN	9.23
32	Isulan	Sultan Kudarat	Region XII - SOCCSKSARGEN	9.18
39	Tupi	South Cotabato	Region XII - SOCCSKSARGEN	8.93
53	Esperanza (SK)	Sultan Kudarat	Region XII - SOCCSKSARGEN	8.58
58	Alamada	North Cotabato	Region XII - SOCCSKSARGEN	8.52
59	Midsayap	North Cotabato	Region XII - SOCCSKSARGEN	8.50
81	Surallah	South Cotabato	Region XII - SOCCSKSARGEN	8.17
101	Banga	South Cotabato	Region XII - SOCCSKSARGEN	8.00
104	Magpet	North Cotabato	Region XII - SOCCSKSARGEN	7.92
113	Makilala	North Cotabato	Region XII - SOCCSKSARGEN	7.79
120	Pigcawayan	North Cotabato	Region XII - SOCCSKSARGEN	7.70
124	T'boli	South Cotabato	Region XII - SOCCSKSARGEN	7.66
140	Maitum	Sarangani	Region XII - SOCCSKSARGEN	7.52
150	Matalam	North Cotabato	Region XII - SOCCSKSARGEN	7.36

SOCCSKSARGEN: INFRASTRUCTURE MUNICIPALITIES

RANK	LOCAL GOVERNMENT UNIT	PROVINCE	REGION	SCORE (out of 100)
153	Sto. Niño	South Cotabato	Region XII - SOCCSKSARGEN	7.34
167	Tampakan	South Cotabato	Region XII - SOCCSKSARGEN	7.16
197	Mlang	North Cotabato	Region XII - SOCCSKSARGEN	6.71
200	Pikit	North Cotabato	Region XII - SOCCSKSARGEN	6.69
226	Lutayan	Sultan Kudarat	Region XII - SOCCSKSARGEN	6.18
227	Malapatan	Sarangani	Region XII - SOCCSKSARGEN	6.18
230	Carmen (NC)	North Cotabato	Region XII - SOCCSKSARGEN	6.13
231	Aleoson	North Cotabato	Region XII - SOCCSKSARGEN	6.13
243	Malungon	Sarangani	Region XII - SOCCSKSARGEN	5.77
259	Columbio	Sultan Kudarat	Region XII - SOCCSKSARGEN	5.36
287	President Quirino	Sultan Kudarat	Region XII - SOCCSKSARGEN	4.62
298	Libungan	North Cotabato	Region XII - SOCCSKSARGEN	4.24
317	Banisilan	North Cotabato	Region XII - SOCCSKSARGEN	3.84
318	Norala	South Cotabato	Region XII - SOCCSKSARGEN	3.82
319	Bagumbayan	Sultan Kudarat	Region XII - SOCCSKSARGEN	3.82

SOCCSKSARGEN: INFRASTRUCTURE MUNICIPALITIES

RANK	LOCAL GOVERNMENT UNIT	PROVINCE	REGION	SCORE (out of 100)
320	Glan	Sarangani	Region XII - SOCCSKSARGEN	3.76
342	Tantangan	South Cotabato	Region XII - SOCCSKSARGEN	3.11
360	Kabacan	North Cotabato	Region XII - SOCCSKSARGEN	1.18
369	Arakan	North Cotabato	Region XII - SOCCSKSARGEN	0.38
371	President Roxas (NC)	North Cotabato	Region XII - SOCCSKSARGEN	0.30
372	Lake Sebu	South Cotabato	Region XII - SOCCSKSARGEN	0.29
373	Lebak	Sultan Kudarat	Region XII - SOCCSKSARGEN	0.29
377	Tulunan	North Cotabato	Region XII - SOCCSKSARGEN	0.24
380	Antipas	North Cotabato	Region XII - SOCCSKSARGEN	0.18
381	Kalamansig	Sultan Kudarat	Region XII - SOCCSKSARGEN	0.17

SOCCSKSARGEN: OVERALL COMPETITIVENESS

CITIES

RANK	LOCAL GOVERNMENT UNIT	PROVINCE	REGION	SCORE (out of 100)
12	General Santos City	South Cotabato	Region XII - SOCCSKSARGEN	42.12
30	Koronadal City	South Cotabato	Region XII - SOCCSKSARGEN	35.82
37	Tacurong City	Sultan Kudarat	Region XII - SOCCSKSARGEN	34.25
39	Cotabato City	Cotabato	Region XII - SOCCSKSARGEN	34.09
54	Kidapawan City	North Cotabato	Region XII - SOCCSKSARGEN	32.77

SOCCSKSARGEN: OVERALL COMPETITIVENESS MUNICIPALITIES

RANK	LOCAL GOVERNMENT UNIT	PROVINCE	REGION	SCORE (out of 100)
7	Isulan	Sultan Kudarat	Region XII - SOCCSKSARGEN	38.88
8	Polomolok	South Cotabato	Region XII - SOCCSKSARGEN	38.84
12	Midsayap	North Cotabato	Region XII - SOCCSKSARGEN	37.77
13	Tupi	South Cotabato	Region XII - SOCCSKSARGEN	37.73
20	T'boli	South Cotabato	Region XII - SOCCSKSARGEN	36.06
21	Surallah	South Cotabato	Region XII - SOCCSKSARGEN	35.98
25	Alamada	North Cotabato	Region XII - SOCCSKSARGEN	34.63
28	Esperanza (SK)	Sultan Kudarat	Region XII - SOCCSKSARGEN	34.46
38	Alabel	Sarangani	Region XII - SOCCSKSARGEN	33.96
80	Mlang	North Cotabato	Region XII - SOCCSKSARGEN	31.27
84	Makilala	North Cotabato	Region XII - SOCCSKSARGEN	31.12
90	Matalam	North Cotabato	Region XII - SOCCSKSARGEN	30.89
91	Aleoson	North Cotabato	Region XII - SOCCSKSARGEN	30.87
120	Magpet	North Cotabato	Region XII - SOCCSKSARGEN	29.13
135	Banga	South Cotabato	Region XII - SOCCSKSARGEN	28.65

SOCCSKSARGEN: OVERALL COMPETITIVENESS MUNICIPALITIES

RANK	LOCAL GOVERNMENT UNIT	PROVINCE	REGION	SCORE (out of 100)
154	Tampakan	South Cotabato	Region XII - SOCCSKSARGEN	27.91
161	Lutayan	Sultan Kudarat	Region XII - SOCCSKSARGEN	27.55
168	Maitum	Sarangani	Region XII - SOCCSKSARGEN	27.11
177	Pigcawayan	North Cotabato	Region XII - SOCCSKSARGEN	26.57
179	Pikit	North Cotabato	Region XII - SOCCSKSARGEN	26.47
189	Sto. Niño	South Cotabato	Region XII - SOCCSKSARGEN	26.17
200	Carmen (NC)	North Cotabato	Region XII - SOCCSKSARGEN	25.57
205	Columbio	Sultan Kudarat	Region XII - SOCCSKSARGEN	25.30
242	Banisilan	North Cotabato	Region XII - SOCCSKSARGEN	23.31
276	President Quirino	Sultan Kudarat	Region XII - SOCCSKSARGEN	21.59
282	Malapatan	Sarangani	Region XII - SOCCSKSARGEN	21.40
285	Norala	South Cotabato	Region XII - SOCCSKSARGEN	21.03
286	Libungan	North Cotabato	Region XII - SOCCSKSARGEN	20.94
316	Lake Sebu	South Cotabato	Region XII - SOCCSKSARGEN	18.74
325	Tantangan	South Cotabato	Region XII - SOCCSKSARGEN	17.89

SOCCSKSARGEN: OVERALL COMPETITIVENESS

MUNICIPALITIES

RANK	LOCAL GOVERNMENT UNIT	PROVINCE	REGION	SCORE (out of 100)
328	Kabacan	North Cotabato	Region XII - SOCCSKSARGEN	17.65
329	Tulunan	North Cotabato	Region XII - SOCCSKSARGEN	17.60
342	Malungon	Sarangani	Region XII - SOCCSKSARGEN	16.56
345	Glan	Sarangani	Region XII - SOCCSKSARGEN	16.35
348	Bagumbayan	Sultan Kudarat	Region XII - SOCCSKSARGEN	15.86
357	Kalamansig	Sultan Kudarat	Region XII - SOCCSKSARGEN	14.01
373	Lebak	Sultan Kudarat	Region XII - SOCCSKSARGEN	11.58
378	Arakan	North Cotabato	Region XII - SOCCSKSARGEN	11.08
382	Antipas	North Cotabato	Region XII - SOCCSKSARGEN	10.12
388	President Roxas (NC)	North Cotabato	Region XII - SOCCSKSARGEN	9.48

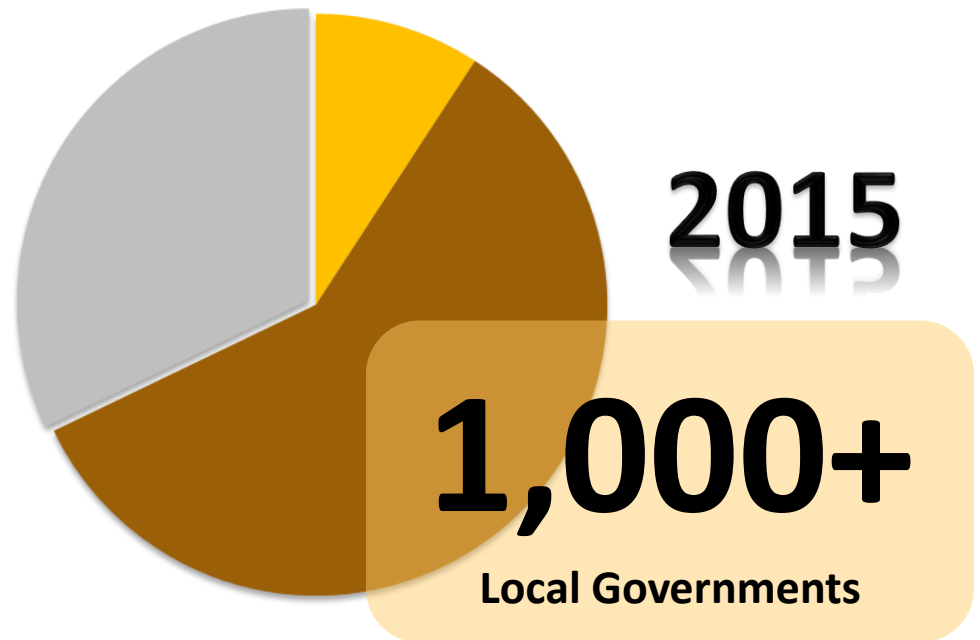
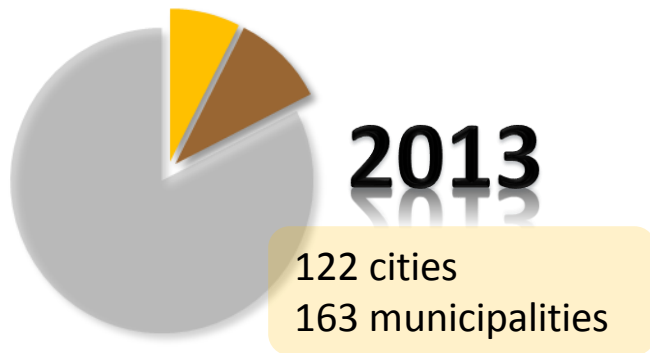


NATIONAL
COMPETITIVENESS
COUNCIL | PHILIPPINES

CMCI 2015



CMCI2015 will cover more **local governments**



CMCI2015 will rank local governments
on **different categories**



Highly Urbanized Cities

Component Cities

1st and 2nd class Municipalities

3rd to 6th class Municipalities

Ranking per Classification

- City/Municipality scores will still be calculated on the national score sheet.
- Cities/Municipalities will be sorted from the national score sheet and ranked per class.



CMCI2015 will
introduce a new
ranking methodology
for **PROVINCES**

PROVINCIAL RANKING

Criteria for Qualification of a Province

- Easiest will be based on population.
- Coverage of at least 60 percent of provincial population.

Calculation of Scores for Provinces

$$\sum_{i=1}^N w_i (\text{LGU Score})_i, i = \text{all LGU Scores}$$

where: $w = 0.5x + 0.5y$, $x = \frac{\text{LGU Population}}{\text{LGU Provincial Population}}$

$y = \frac{\text{LGU Income}}{\text{LGU Provincial Income}}$

- For qualified provinces, the score is calculated as the population and income weighted average of the LGUs covered.
- Aggregate scores of LGUs covered.

LIVEABLE CITIES DESIGN CHALLENGE



APEC2015
National Organizing Council
Philippines

 NATIONAL
COMPETITIVENESS
COUNCIL | PHILIPPINES



with



Sponsored by:



In partnership with:



LIVEABLE CITIES DESIGN CHALLENGE: OVERVIEW



- City planning and design competition
- Plan cities for a climate-defined future
- Create fun, vibrant, and safe cities – one that people want to live in, work in, invest in, and visit



LIVEABLE CITIES DESIGN CHALLENGE: COMPETITION CATEGORIES



A Government Center :

Complex of government buildings which are designed to be disaster-resistant (e.g., able to withstand designated limits of wind velocity, floods, and earthquakes, etc.) and the awareness and education program to make people aware and better prepared for disaster risk reduction.

An APEC Meeting venue :

A Liveable City plan covering an APEC meeting venue. The site need not cover an entire city but must at least cover an area surrounding an APEC meeting venue (e.g., hotel and convention facility) plus access and routes to other events and functions and to the airport.



LIVEABLE CITIES DESIGN CHALLENGE: PARTICIPATING CITIES



City Government/Evacuation Center

APEC Meeting Venue



LIVEABLE CITIES DESIGN CHALLENGE: AWARDEES



Government Evacuation Center



APEC Meeting Venue



FINALISTS

- Valenzuela City
- Zamboanga City
- Roxas City

FINALISTS

- Cebu City
- Legazpi City



1. ***Transparency leads to Competitiveness*** : Governance matters
2. ***Work-in-Progress is no longer good enough***
3. Importance of ***Execution and Delivery***
4. ***Teamwork is required*** : No More Silos
5. We must *focus on Multiple Fronts* (no single variable)
6. ***The Competition never sleeps***
7. ***The bar always rises.*** We move up a weight class and meet larger, stronger competition
8. ***Speed-to-Reform*** should be our new mantra
9. ***Maintaining Momentum*** is important (gain speed)
10. ***Embedding and institutionalizing change*** / reform for the long run is important. This has become a key concern.



NATIONAL COMPETITIVENESS COUNCIL | PHILIPPINES



cmci@competitive.org.ph / admin@competitive.org.ph



www.twitter.com/ncc_PH



www.instagram.com/ncc_PH



www.facebook.com/Compete.Philippines



FOR A COPY OF TODAY'S PRESENTATION, GO TO:

www.competitive.org.ph/downloads



NATIONAL
COMPETITIVENESS
COUNCIL | PHILIPPINES

THANK YOU!



cmci@competitive.org.ph / admin@competitive.org.ph



www.twitter.com/ncc_PH



www.instagram.com/ncc_PH



www.facebook.com/Compete.Philippines



FOR A COPY OF TODAY'S PRESENTATION, GO TO:

www.competitive.org.ph/downloads