

NATIONAL  
COMPETITIVENESS  
COUNCIL | PHILIPPINES

# BOARD MEETING

December 2, 2014

**MR. GUILLERMO M. LUZ**

Co-Chairman, Private Sector




# GLOBAL COMPETITIVENESS REPORT CARD

REPORT	2014 RANK	2013 RANK	CHANGE	ASEAN RANK	TOP 1/3	PERFORMANCE 3 or 4 years
1. IFC- Ease of Doing Business	95/189	108/189	↑ 13	5 of 10	63	↑ 53
2. WEF -Global Competitiveness Report	52/144	59/148	↑ 7	5/9	48	↑ 33
3. IMD -World Competitiveness Report	42/60	38/60	↓ 4	5of 5	20	↓ 1
4. TI - Corruption Perception Index		94/177	↑ 11	4 of 10	60	↑ 40
5. HF - Economic Freedom Index	89/178	97/177	↑ 8	5 of 9	59	↑ 26
6. WEF- Global Information Technology Report	78/148	86/144	↑ 8	6 of 10	49	↑ 8
7. WEF - Travel and Tourism Report	-	82/140	↑ 12	7 of 8	46	↑ 12
8. WIPO - Global Innovation Index	100/143	90/142	↓ 10	6 of 8	47	↓ 9
9. WB - Logistics Performance Index	57/160	n/a	↓ 5	6 of 9	53	↓ 5
10. FFP - Fragile States Index*	52/178	59/178	↓ 7	8 of 10	118	↓ 2
11. WEF - Global Enabling Trade Index	64/138	n/a	↑ 8	6 of 10	46	↑ 28
12. WEF - Global Gender Gap Report	9/142	5/136	↓ 4	1 of 9	--	0



# GLOBAL COMPETITIVENESS REPORTS: PH VS ASEAN

REPORT			Singapore	Brunei	Malaysia	Thailand	Indonesia	Vietnam	Lao PDR	Cambodia	Myanmar
1. IFC – Ease of Doing Business Report	5 of 10	95	1	101	18	26	114	78	148	135	177
2. WEF -Global Competitiveness Index	5 of 9	52	2	-	20	31	34	68	93	95	134
3. IMD -World Competitiveness Report	5 of 5	42	3	-	12	29	37	-	-	-	-
4. TI- Corruption Perception Index	4 of 10	94	5	38	53	102	114	116	140	160	157
5. HF-Economic Freedom Index	4 of 9	89	2	-	37	72	100	147	144	108	162
6. WEF-Global Information Technology Report	6 of 10	78	2	45	30	67	64	84	109	108	146
7. WEF- Travel and Tourism Report	7 of 8	82	10	72	34	43	70	80	-	106	-
8. WIPO- Global Innovation Index	6 of 8	100	7	-	33	48	87	71	-	106	140
9. WB- Logistics Performance Index	6 of 9	57	5	-	29	35	53	48	131	83	145
10. FFP- Fragile States Index	8 of 10	52	158	123	117	80	82	98	56	40	24
11. WEF- Global Enabling Trade Index	5 of 9	64	1	-	25	57	58	72	98	93	121
12. WEF- Global Gender Gap Report	1 of 9	9	59	98	107	61	97	76	60	108	-



- Aggregate and individual governance indicators for 215 economies over the period 1996–2013

<b>DIMENSIONS OF GOVERNANCE: Philippines</b>	<b>Percentile Rank</b>	
	<b>2013</b>	<b>2012</b>
Voice and Accountability	<b>47.9</b>	<b>46.9</b>
Political Stability and Absence of Violence	<b>16.6</b>	<b>14.2</b>
Government Effectiveness	<b>56.9</b>	<b>57.9</b>
Regulatory Quality	<b>51.7</b>	<b>51.7</b>
Rule of Law	<b>41.7</b>	<b>36.5</b>
Control of Corruption	<b>43.5</b>	<b>33.5</b>

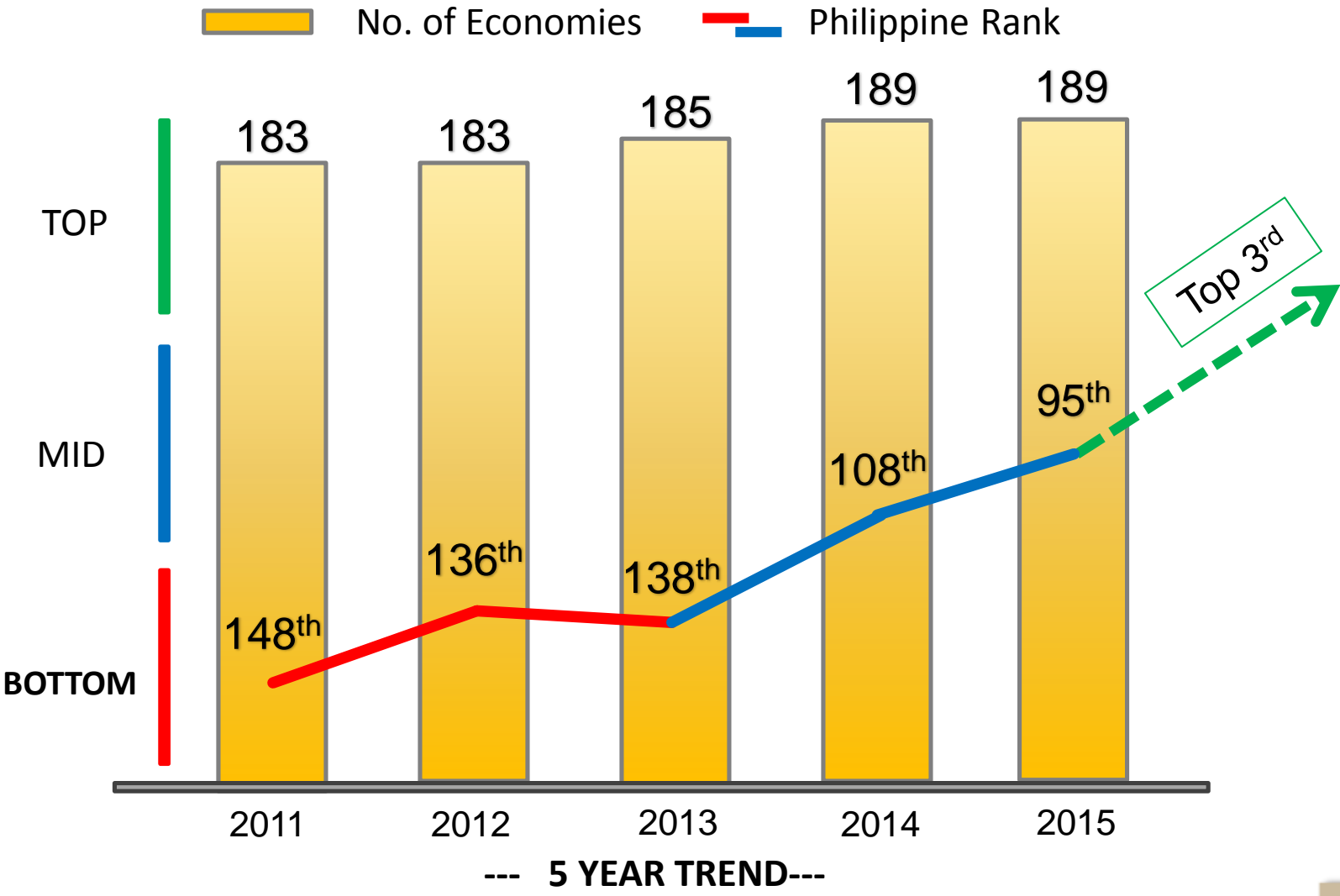


# PROJECTS

- Ease of Doing Business
- Regional Competitiveness Committees
  - Cities and Municipalities Competitiveness Index
- Annual Enterprise Survey on Corruption
- Roadshows
- Dialogues
- Liveable Cities Design Challenge



# DOING BUSINESS: PHILIPPINE RANKINGS (2011-2015)



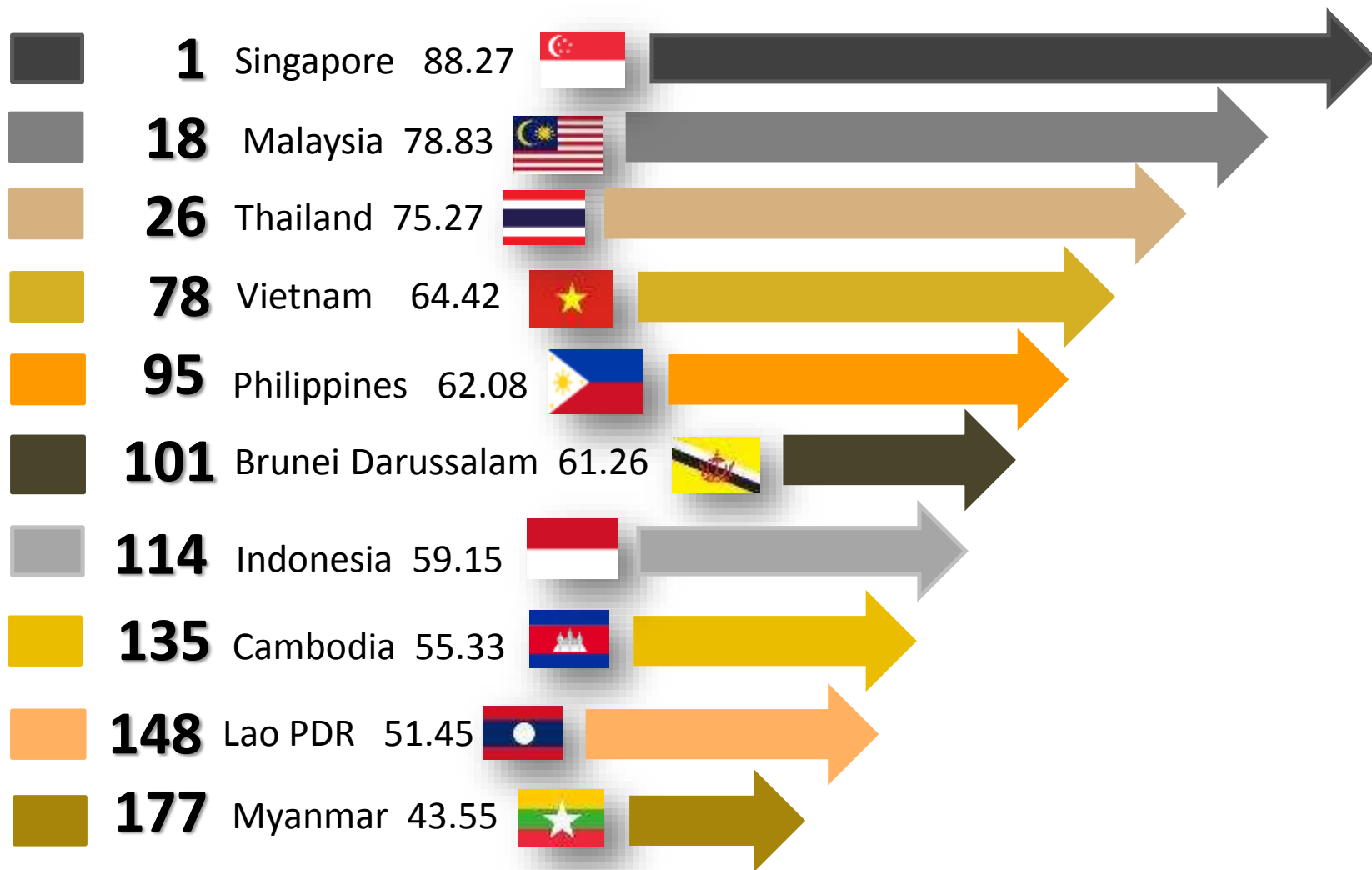
# DOING BUSINESS: PHILIPPINES VS ASEAN

ASEAN	2015 (189)	2014 (189)	Change 2014-2015	Performance 2011-2015
Singapore	1	1	-	-
Malaysia	18	6	-12	3
Thailand	26	18	-8	-7
Vietnam	78	99	21	0
<b>Philippines</b>	<b>95</b>	<b>108</b>	<b>13</b>	<b>53</b>
Brunei Darussalam	101	59	-42	11
Indonesia	114	120	6	7
Cambodia	135	137	2	12
Lao PDR	148	159	11	23
Myanmar	177	182	5	5





# 2015 DISTANCE TO FRONTIER: ASEAN



Frontier: 100%




# DOING BUSINESS: PHILIPPINES (2014-2015)

INDICATORS	2015 (189)	2014 (189)	Change 2014-2015	Performance 2011-2015
<b>OVER-ALL RANKING</b>	<b>95</b>	<b>108</b>	<b>↑ 13</b>	<b>↑ 53</b>
1. Starting a business	161	170	↑ 9	↓ 5
2. Dealing with construction permits	124	99	↓ 25	↑ 32
3. Getting electricity	16	33	↑ 17	↑ 37
4. Registering Property	108	121	↑ 13	↓ 6
5. Getting Credit	104	86	↓ 18	↑ 24
6. Protecting Investors	154	128	↓ 26	↓ 22
7. Paying Taxes	127	131	↑ 4	↓ 3
8. Trading across borders	65	42	↓ 23	↓ 4
9. Enforcing contracts	124	114	↓ 10	↓ 6
10. Resolving Insolvency	50	100	↑ 50	↑ 103



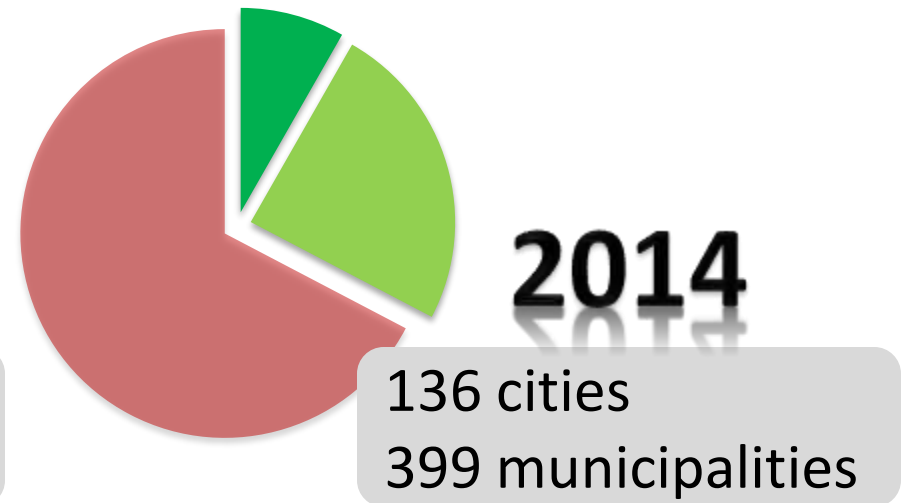
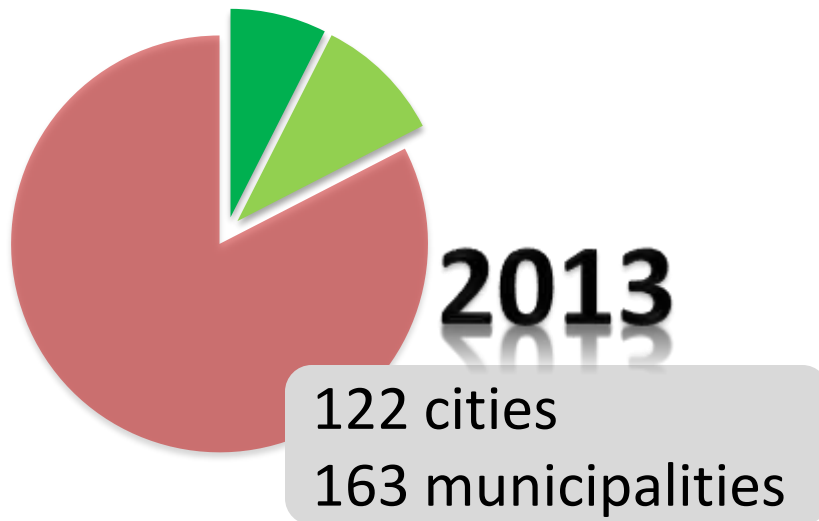
# REGIONAL COMPETITIVENESS COMMITTEES

- Organized in 15 regions + NCR
- Public Sector + Private Sector + Academe
- Tasked to track local competitiveness indicators that will enable them to create better strategic plans for the regions
- The establishment of multiple economic, urban centers will provide options for investors to locate and for Filipinos to choose where to live and work



# CITIES & MUNICIPALITIES COMPETITIVENESS INDEX

- Annual ranking of Philippine cities and municipalities based on economic dynamism, government efficiency, and infrastructure



\*Out of 1,634 local government units in the Philippines



# CITIES & MUNICIPALITIES COMPETITIVENESS INDEX

## TOP CITIES

- 1** Makati
- 2** Cagayan de Oro
- 3** Naga (Camarines Sur)
4. Davao
5. Marikina
6. Iloilo
7. Cebu
8. Manila
9. Valenzuela
10. Parañaque

## TOP MUNICIPALITIES

- 1** Daet (Camarines Norte)
- 2** General Trias (Cavite)
- 3** Kalibo (Aklan)
4. Carmona (Cavite)
5. Nabunturan (Compostela Valley)
6. Lubao (Pampanga)
7. Isulan (Sultan Kudarat)
8. Polomolok (South Cotabato)
9. Manolo Fortich (Bukidnon)
10. Taytay (Rizal)



# ANNUAL ENTERPRISE SURVEY ON CORRUPTION

- Measures the perception and experience of corruption in the bureaucracy in selected areas where there is a high concentration of business activity
- Based on face-to-face interviews of 950 businessmen:
  - Metro Manila (350)
  - Cagayan de Oro/Iligan (100)
  - Metro Cebu (100)
  - Angeles (100)
  - Iloilo City (100)
  - Metro Davao (100)
  - CALABA (100)



# 2013 ENTERPRISE SURVEY ON CORRUPTION

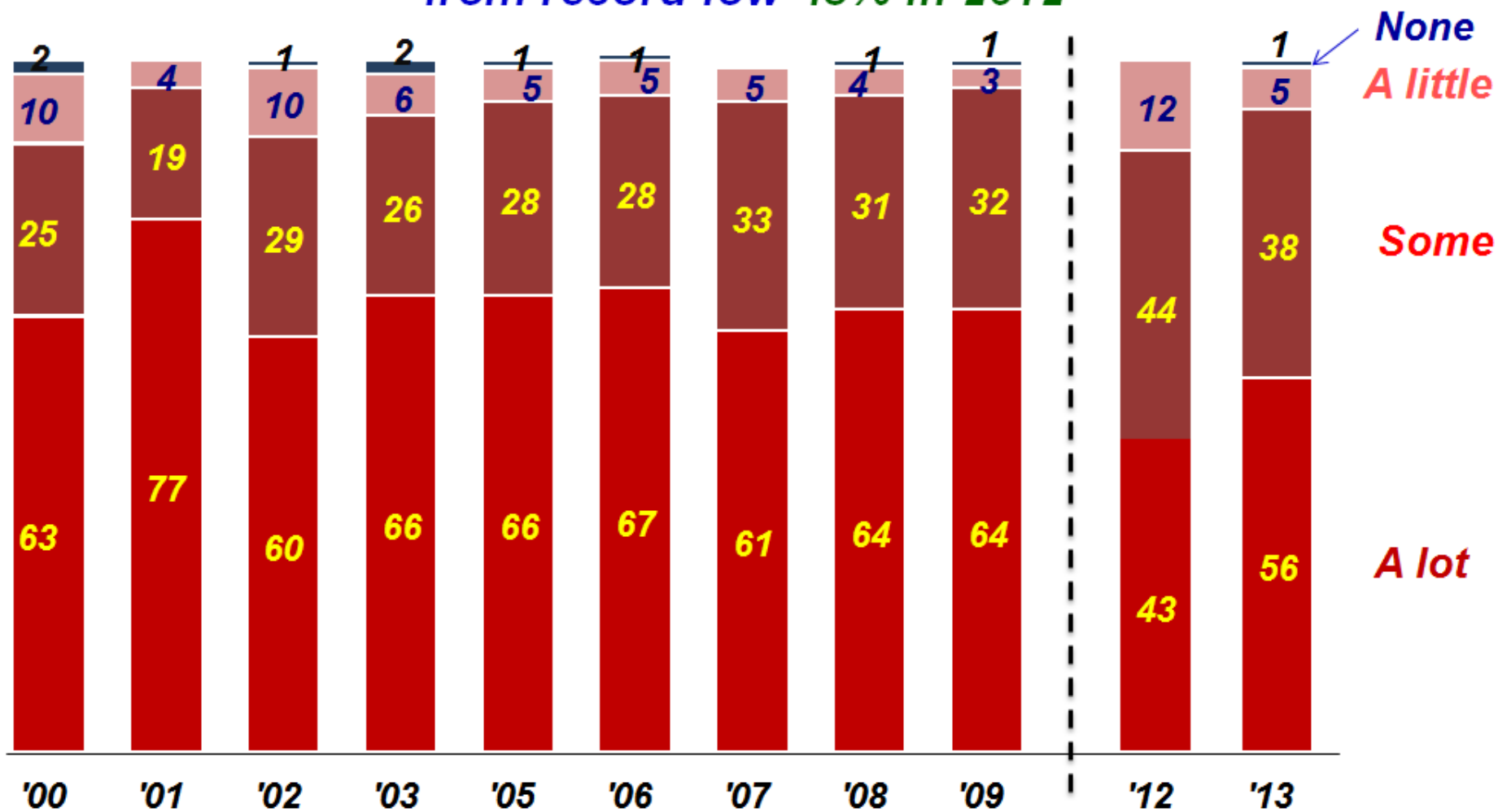
- Conducted in partnership with the Social Weather Stations, The Asia Foundation, Australian AID, Integrity Initiative, Makati Business Club, and Management Association of the Philippines



**INTEGRITY  
INITIATIVE**



Those seeing “a lot” of corruption in the public sector rose to **56% in 2013** (second-lowest since 2000), from record-low **43% in 2012**



Q36. How much corruption do you think there is in the public sector? [A LOT , SOME, A LITTLE, NONE]



## *Ratings of sincerity of 24 government institutions in fighting corruption: **Status in 2013***

- **1 Excellent (+70 and above):** Office of the President
- **4 Very Goods (+50 to +69):** DTI, DOH, SSS, DSWD
- **4 Goods (+30 to +49):** DepEd, DOLE, Supreme Court, DOJ
- **5 Moderates (+10 to +29):** city govt, Ombudsman, COA, DILG, Sandiganbayan
- **6 Neutrals (+9 to -9):** trial courts, DBM, DOTC, Comelec, DENR, Senate
- **4 Pooors (-10 to -29):** BIR, DPWH, PNP, House of Reps
- **1 Bad (-30 to -29):** LTO
- **1 Very Bad (-50 to -69):** BOC

# ANNUAL ENTERPRISE SURVEY ON CORRUPTION

## 2014 TIMELINE

July-August 2014	Focus Group Discussions in Cagayan de Oro, Cebu, Angeles, Metro Manila, Iloilo, Davao, and CALABA
August-September 2014	Questionnaire development
October 2014-February 2015	Fieldwork/survey period
March 2015	Data processing
April-May 2015	Report writing
Q2 2015	Presentation of results in the survey areas



# ROADSHOWS

- 46 roadshows from 2012-2014 in 15 regions with any of the following topics:
  - Philippine Competitiveness
  - Ease of Doing Business
  - Cities and Municipalities Competitiveness Index
  - Results of SWS Enterprise Survey on Corruption
  - WWF Climate Change and Business Risk Assessment
  - Microsoft CityNext
    - Disaster Preparedness and Management
    - ISO 18091:2014
  - Best Practices in BPLS



- Designed to bring together key policy makers, as well as business and NGO leaders, to discuss, inform, take action, and participate in government programs



- Topics:
  - Private Sector Participation in the Budget Process
  - K-12 and the Private Sector
  - Addressing Labor-Market Mismatch for Global Competitiveness
  - Battling Corruption
  - Annual Enterprise Survey on Corruption
  - Ease of Doing Business
  - Managing Climate Change
  - Getting Ready for the ASEAN Economic Community 2015
  - National Quality Infrastructure



# LIVEABLE CITIES DESIGN CHALLENGE

- Planning and design competition to get city planners across the Philippines to better plan their respective cities and municipalities for a climate-defined future
- Two Categories
  - Government Center
  - APEC Meeting Venue
- Three Phases
  - March 2014 – Pacific Cities Sustainability Initiative Forum
  - July to September 2014 – Mentoring, Planning, and Design
  - October 2014 – Judging



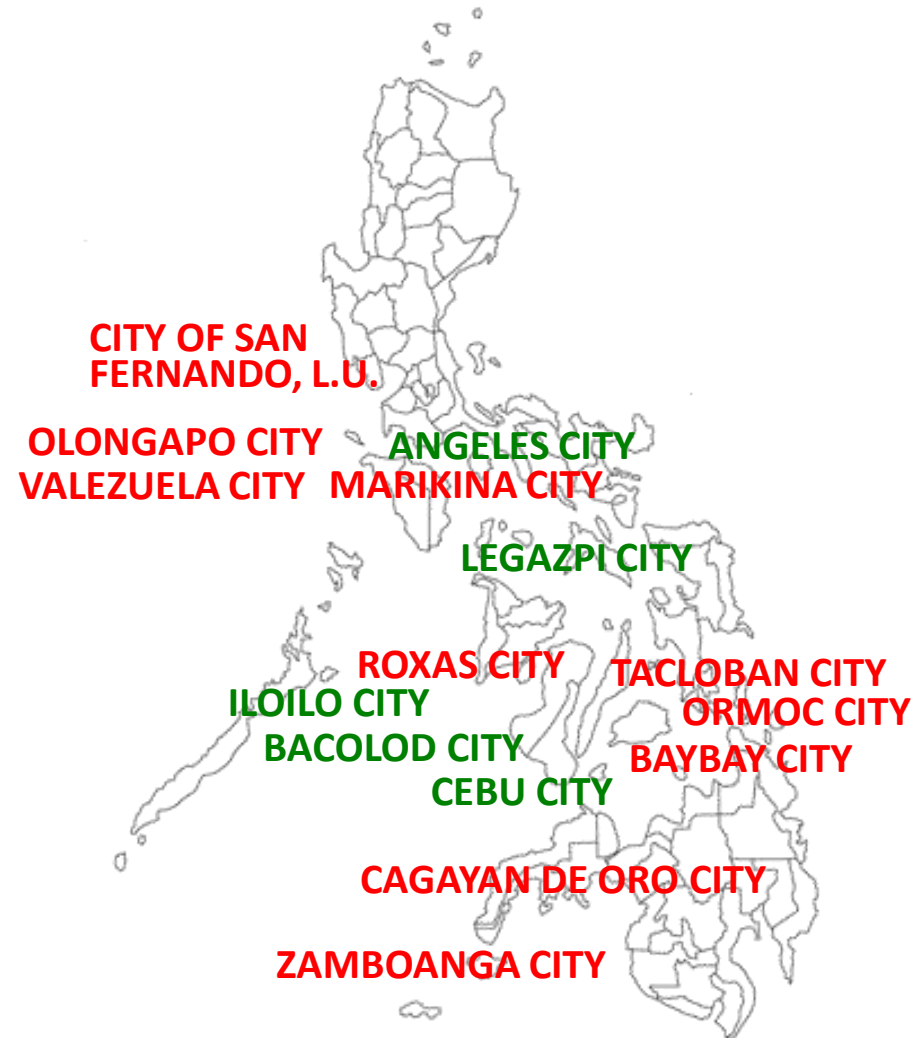
# LIVEABLE CITIES DESIGN CHALLENGE



## PARTICIPATING CITIES:

City Government/Evacuation Center

APEC Meeting Venue



# LIVEABLE CITIES DESIGN CHALLENGE

## WINNERS

### Government Evacuation Center



Cagayan de Oro City

### APEC Meeting Venue



Iloilo City



# Liveable Cities Design Challenge Philippines

Home About Mechanics Participating Cities Blog Submit Your Idea



## Welcome to the Liveable Cities Design Challenge

The Liveable City Design Challenge is a planning and design competition with the objective of having city planners across the Philippines better plan their respective cities and municipalities for a climate-defined future by being more aware and better prepared for disaster-risk reduction. At the same time, city planners are encouraged to design Liveable Cities that offer safety, convenience, livelihood, lifestyle, and sustainability that attract people to live, work, and play so their cities can be competitive.

30	4	0
<a href="#">Share This</a>	<a href="#">Share</a>	<a href="#">Tweet</a>

**ORGANIZERS**

[www.liveablecities.ph](http://www.liveablecities.ph)

# WORKING GROUPS

# WORKING GROUPS

- Agri-Trade Logistics
- Anti-Corruption
- Budget Transparency
- Delivery
- Business Permit and Licensing System
- Education and Human Resources Development
- ICT Governance
- Infrastructure
- Judicial System
- National Quality Infrastructure
- National Single Window
- Performance Governance System
- Philippine Services Coalition
- Philippine Business Registry
- Power and Energy
- Science and Technology



CHAIR  
(Private)

**Senen C. Bacani**

- Sub-working groups on:

- **Agri-Credit**

Chair: Philip G. Soliven

- **Anti-Smuggling**

Chair: Ernesto M. Ordoñez

Co-Chair: Asec. Ephyro B. Amatong, BOC

- **Shipping and Logistics**

Chair: Meneleo J. Carlos, Jr.

Co-Chair: Usec. Rene K. Limcaoco, DOTC



- Anti-Smuggling
  - Transparency on import/export data
  - Transmittal of Inward Foreign Manifest by the Bureau of Customs to the Department of Trade and Industry and Department of Agriculture
  - Dialogues on Anti-Smuggling next year
- Shipping and Logistics
  - Early stages of developing a supply chain and logistics masterplan
  - Working with World Bank – videoconference with WB Jakarta



# ANTI-CORRUPTION

CHAIR  
(Public)

**Ombudsman Conchita Carpio-Morales**

CO-  
CHAIR  
(Private)

**Peter V. Perfecto**

- Completion of Focus Group Discussions for the 2014 Annual Enterprise Survey on Corruption
- NCC and Integrity Initiative (II) to get the Office of the President to issue an Executive Order supporting the II by giving government agencies the framework by which they can require corporations to sign the Integrity Pledge before they can bid for government contracts or before they can enjoy its incentives.



# BUDGET TRANSPARENCY

CHAIR  
(Public)

Usec. Richard “Bon” E. Moya, DBM

CO-  
CHAIR  
(Private)

Tomasa “Tammy” H. Lipana

- Posting online of reports of the lump sum budget releases (eTAILS, budgetngbayan.com, Document Tracking System)
- Cashless purchase cards
- Transparency Seal
- Open Data Philippines
  - Performance Monitoring



# BUSINESS PERMITS AND LICENSING SYSTEM

CHAIR  
(Public)

Usec. Austere A. Panadero, DILG  
Usec. Nora K. Terrado, DTI

CO-  
CHAIR  
(Private)

Ruy Y. Moreno  
Sergio Ortiz-Luis

- Presentation of the 2014 Customer Experience Survey Results
- On-going:
  - 2014 Field Monitoring and Evaluation (Validation) Survey
  - 2015 Customer Experience Survey
- Proposed Joint Memorandum Circular in the Revised Business Permits and Licensing System Standards





# EDUCATION AND HUMAN RESOURCES DEVELOPMENT

CHAIR  
(Public)

Asec. Jesus R. Mateo, DepEd

CO-  
CHAIR  
(Private)

Amb. Donald G. Dee

Atty. Emerico O. Guzman

- Identified the following priority sectors to pilot for their skills training programs with TESDA: (1) Construction; (2) Electronics; (3) IT/BPO; (4) Automotive; (5) Hospitality/Tourism. TESDA will develop the corresponding training programs for the identified skills and competency needs.



# EDUCATION AND HUMAN RESOURCES DEVELOPMENT

- Institutionalized data gathering and information sharing from academe and industry on in-demand job requirements, career paths, income prospects, economic packages and labor supply through the JobsFit Program of the Department of Labor-Bureau of Local Employment (DOLE-BLE)
- Recommended to CHED to consider deregulation of curriculum in majors not only in the national but specifically in the local areas



CHAIR  
(Public)

Usec. Louis C. Casambre, DOST

CO-  
CHAIR  
(Private)

Helen P. Macasaet

- Policy proposal/concept paper on the following:

## DONE

- Connectivity
- Cyber Security Policy Recommendation
- Open Competitive Environment for Telecommunications Companies
- Implementing Rules and Regulations for Cybercrime Law and Data Privacy Act
- iGOV Data Center

## TO BE SUBMITTED

- Implementation of Integrated Government Philippines (iGovPhil) e-mail
- Procurement Law relative to ICT Projects
- Department of ICT Bill
- E-Filipino



# INFRASTRUCTURE

CHAIR  
(Public)

**Asec. Ma. Catalina E. Cabral,**  
**DPWH**

CO-  
CHAIR  
(Private)

**Meneleo J. Carlos, Jr.**  
**Ma. Cherry Lyn S. Rodolfo**

- Key Recommendations:
  - Co-Loading
    - Push for the amendment of the 2004 Tariff and Customs Code of the Philippines by including the phrase “by the same or any foreign vessel” to allow transshipment for import and export cargoes.
  - Utilization of the Batangas Port
    - Direct the Philippine Ports Authority to shift foreign cargoes originating from and destined to South Luzon to the International Port of Batangas.



## ○ Port Congestion

- The truck ban was indefinitely lifted effective 13 September 2014 through Manila Executive Order No. 67.
- Encourage the building of car parking infrastructure.
- Implement a No Parking policy in the streets around the ports.
- Reduce access to some roads by imposing fees, similar to actions taken by Singapore.
- Strictly implement traffic rules and regulations, including the proper use of pedestrian lanes.
- Strictly implement the City Ordinance banning tricycles and pedicabs in major roads especially those around the port.
- Clear sidewalks from vendors and illegal settlers.
- Extend container free time two months or until the situation along the Port of Manila normalizes.
- Harmonize the schedule of the public and private sector for the nighttime delivery of goods.
- Provide additional depot and truck holding area.



- Expanding the coverage of Executive Order No. 170 series of 2003 to include Chassis-RORO as part of the RORO Service.
- Executive Issuance amending the Letter of Instructions No. 1005 by deleting instructions 3 and 4 thereof, relating to the collection of the share of government from cargo-handling revenues generated by cargo-handling contractors and port-related service operations



# JUDICIAL SYSTEM

CHAIR  
(Public)

**Asec. Geronimo L. Sy, DOJ**

CO-  
CHAIR  
(Private)

**Atty. Francisco Ed. Lim, ACCRA**

**Atty. Miguel Varela, ECCP**

**Atty. Louie Ogsimer, Romulo**

- Requested the Supreme Court to increase threshold amount for the rules on summary procedure from Php200,000.00 to Php300,000.00 in Metro Manila and from Php100,000.00 to Php250,000.00 outside Metro Manila
- Looking at possibility of proposing legislation containing at least 5 big ticket items:
  - Increase salary of judges and court personnel
  - Increase jurisdiction of first-level courts to at least Php1 million
  - Remove dependence of judges on LGUs by increasing their budgets



# NATIONAL QUALITY INFRASTRUCTURE

CHAIR  
(Public)

Dep. Dir. Gen. Emmanuel F. Esguerra  
NEDA

CO-  
CHAIR  
(Private)

Dr. Kenneth Y. Hartigan-Go  
FDA

- Working with European Union-Trade Related Technical Assistance Project 3
- Created to identify action plans and strategies leading to the establishment and institutionalization of Philippine NQI
- Dialogues and forum held to get inputs from stakeholders
- Draft NQI bill to be submitted to DTI for endorsement to the Senate





# NATIONAL QUALITY INFRASTRUCTURE

- Next steps:
  - Legislation – Draft the National Standardization Act and the National Accreditation Act.
  - Strategy – Create a national strategy for accreditation and standardization.
  - Advocacy – Conduct NQI roadshows.



# NATIONAL SINGLE WINDOW

CHAIR  
(Public)

**Dep Comm Primo B. Aguas, BOC**

CO-  
CHAIR  
(Private)

**Ramon T. Kabigting**

- Participation in the following initiatives:
  - USAID's Trade Transaction Process Analysis Study
  - BOC's effort to complete the connection of the partial, stopped, and not connected agencies to the NSW System
- Implementation of NSW in line with the 2015 ASEAN Single Window (ASW) integration
  - Full utilization of the NSW System based on the most applicable agreed model
  - Implementation of e-payment in all agencies



# NATIONAL SINGLE WINDOW

- Sustainability of the NSW
  - Push NSW Steering Committee and Technical Working Group meetings to be able to address stakeholders' issues
- Establish Philippine National Single Window Ownership
  - Passage of national legislation to provide guidelines on the implementation and maintenance of the NSW
- Amendment of EO 482 (Creating the National Single Window Task Force for Cargo Clearance)
  - Review of the proposed Executive Order amending Executive Order 482



# PERFORMANCE GOVERNANCE SYSTEM

CHAIR  
(Public)

**Chairman Francisco Duque, III, CSC**

CO-  
CHAIR  
(Private)

**Dr. Jesus P. Estanislao**

- Institutionalization of the Balanced Scorecard in 24 (from the original Millennium Challenge Corporation 6) agencies that are now in different stages of the PGS pathway
- Conduct of semestral Public Revalida through the conduct of Public Governance Forum where the agencies get to present their scorecards before a multi-sector panel
- Engagement of LGUs and GOCC's in building themselves up as showcases of good public governance practices by 2015



# PERFORMANCE GOVERNANCE SYSTEM

- Alignment of questionnaire for the Corporate Governance Compliance Scorecard with the ASEAN questionnaire, in partnership with the Securities and Exchange Commission and the Philippine Stock Exchange
- Showcase of public governance units (NGAs and LGUs) that deliver genuine breakthrough results audited and certified by external auditors through Islands of Good Governance, to be presented in one of the APEC 2015 sessions



# PHILIPPINE SERVICES COALITION

**CHAIR**  
(Public)

**Sec. Rosalinda Dimapilis-Baldoz, DOLE**  
(with Usec. Reydeluz D. Conferido as alternate)  
Dep. Dir. Gen. Emmanuel F. Esguerra, NEDA

**CO-  
CHAIR**  
(Private)

**Doris Magsaysay Ho**  
**George T. Barcelon**

- Development of private sector-led service sector roadmaps to advocate for policy development and reform and to serve as input in APEC public-private dialogues
- Letters have been released to business groups to secure their commitment to the roadmapping process and participation in the dialogues



**NEW PROJECTS**

# PROJECT REPEAL

- Repeal or eliminate laws to create the overall effect of lowering the cost of doing business
- Initial discussions with offices of interested legislators who can champion the project in Congress





**WEBSITE**



## Doing business: Phi moves up in ranking

By The Star (The Philippine Star) | Updated October 20, 2014 - 12:00am



*"There is no ambiguity, the Philippines has improved its ranking, it is closer to the frontier" -- WB Director Augusto Lopez Claro on the Doing Business 2015 Report*

**LATEST NEWS**

- 1. Doing what you can... [read more ...]
- 2. [read more ...]
- 3. [read more ...]
- 4. [read more ...]
- 5. [read more ...]

## PROJECT LINKS

- EASE OF DOING BUSINESS
- CITIES AND MUNICIPALITIES COMPETITIVENESS INDEX
- BUDGET NG BAYAN
- PRIORITY DEVELOPMENT ASSISTANCE FUND
- ANNUAL ENTERPRISE SURVEY ON CORRUPTION
- NATIONAL SINGLE WINDOW
- PERFORMANCE GOVERNANCE SYSTEM
- PHILIPPINE BUSINESS REGISTRY

## BULLETIN/ANNOUNCEMENTS

### The Final Draft of the National Quality Law (For your comment)

Nov 18, 2014

DRAFT NATIONAL QUALITY LAW(Law on the National Quality Infrastructure) EXPLANATORY NOTEWith the imminent development of the ASEAN Economic Community in 2016, the capacity of the country to develo...

[read more »](#)

### Media Statement - Clarification on the Doing Business 2015 Report

Oct 29, 2014

PHILIPPINES JUMPS TO NO. 95 IN LATEST WORLD BANK - IFC EASE OF DOING BUSINESS REPORT The Philippines jumped to No. 95 out of 189 economies worldwide in the latest World Bank - IFC Ease of Doing Busin...

[read more »](#)

## NCC UPDATES

November

S	M	T	W	T	F	S
						1
2	3	4	5	6	7	8
9	10	11	12	13	14	15
16	17	18	19	20	21	22
23	24	25	26	27	28	29

## Philippines Climbs 13 Notches in Doing Business Report

Oct 29, 2014

The National Competitiveness Council is pleased to report that the Philippines has climbed 13 notches from No. 108 to No. 95 of 189 economies in the 2015 World Bank - International Finance Corporation...

[read more »](#)


## Statement from the NCC on the WEF Global Competitiveness Report 2014-2015

Sep 04, 2014

Philippines is Most Improved Country in WEF Global Competitiveness Report since 2010; Up 7 this year to No. 52 We are pleased to inform you that the Philippines has advanced 7 more notches t...

[read more »](#)

## The Cities and Municipalities Competitiveness Index 2014

Aug 07, 2014

Competitiveness on Multiple Fronts Key to Top-Notch Performance Developing a competitive advantage across several variables has proven successful for the top-ranked cities and municipalities in t...

[read more »](#)

## IN THE NEWS

### OECD forecast: PH to lead growth rate in SE Asia (Inquirer)

Nov 19, 2014

MANILA, Philippines—The Philippines has the most favorable growth rate in Southeast Asia in the next five years, the Organization for Economic Cooperation and Development (OECD) said.The 2015 ...

[read more »](#)

### Doing business: Phl moves up in ranking (Philippine Star)

Oct 30, 2014

MANILA, Philippines - The Philippines has become an easier place to do business, according to a World Bank report ranking 189 countries based on ease of doing business.In its Doing Business (DB)...

[read more »](#)

### Economies in East Asia and the Pacific are Undertaking

## RANKINGS



NATIONAL  
COMPETITIVENESS  
COUNCIL | PHILIPPINES

Total Visitors:  
**2,349,444**

Today: 5,957  
Yesterday: 10,778  
This Month: 83,657

## TWITTER FEED

### Tweets

[Follow](#)


**NCC - Philippines**

@ncc\_PH

18 Nov

The Final Draft of the National Quality Law (For your comment) | National Competitiveness Council  
[shar.es/LXpovw](http://shar.es/LXpovw) via @sharethis



**NCC - Philippines**

@ncc\_PH

11 Nov

RT @DOF\_PH Hosts International Tax Forum 12-14 Nov. @Bill\_Luz to share insights on taxation & #ASEAN Integration [dof.gov.ph/?p=10952](http://dof.gov.ph/?p=10952)  
Expand



**NCC - Philippines**

@ncc\_PH

11 Nov

PEP goes to Dagupan City for

Tweet to @ncc\_PH



### Doing business: Phi moves up in ranking



*"There is no ambiguity, the Philippines has improved its ranking, it is closer to the frontier" -- WB Director Augusto Lopez Claro on the Doing Business 2015 Report*

[read more ...](#)

### PROJECT LINKS

- EASE OF DOING BUSINESS
- CITIES AND MUNICIPALITIES COMPETITIVENESS INDEX
- BUDGET NG BAYAN
- PRIORITY DEVELOPMENT ASSISTANCE FUND
- ANNUAL ENTERPRISE SURVEY ON CORRUPTION
- NATIONAL SINGLE WINDOW
- PERFORMANCE GOVERNANCE SYSTEM
- PHILIPPINE BUSINESS REGISTRY

## BULLETIN/ANNOUNCEMENTS

### The Final Draft of the National Quality Law (For your comment)

Nov 18, 2014  
 DRAFT NATIONAL QUALITY LAW(Law on the National Quality Infrastructure) EXPLANATORY NOTEWith the imminent development of the ASEAN Economic Community in 2016, the capacity of the country to develo...  
[read more »](#)

### Media Statement - Clarification on the Doing Business 2015 Report

Oct 29, 2014  
 PHILIPPINES JUMPS TO NO. 95 IN LATEST WORLD BANK - IFC EASE OF DOING BUSINESS REPORT The Philippines jumped to No. 95 out of 189 economies worldwide in the latest World Bank - IFC Ease of Doing Busin...  
[read more »](#)

### NCC UPDATES

November						
S	M	T	W	T	F	S
						1
2	3	4	5	6	7	8
9	10	11	12	13	14	15
16	17	18	19	20	21	22
23	24	25	26	27	28	29

# PHILIPPINE COMPETITIVENESS RANKINGS

Back to RCC Website

The National Competitiveness Council tracks the rankings of the Philippines in major international competitiveness reports.

Check out the **Global Competitiveness Report Card** below to view a summary of the overall ranking of the Philippines across all reports. You can also click on the name of each report for a more detailed analysis.



## REPORT CARD

Report	2014 Rank	2013 Rank	2012 Rank	2011 Rank	Change	ASEAN Rank	Next Release	Source
Global Competitiveness Report	52/144	59/148	65/144	75/142	+7	5 of 9	15-Sep	World Economic Forum
Ease of Doing Business Report	95/189	108/189	138/185	136/183	+13	5 of 10	15-Oct	International Finance Corporation
World Competitiveness Yearbook	42/60	38/60	43/59	41/59	-4	5 of 5	15-May	International Institute for Management Development
Corruption Perceptions Index		94/177	105/176	129/183	+11	4 of 10	14-Dec	Transparency International
Economic Freedom Index	89/178	97/177	107/179	115/179	+8	4 of 9	15-Jan	The Heritage Foundation
Global Information and Technology Report	78/148	86/144	86/142	86/138	+8	6 of 10	15-Apr	World Economic Forum
Travel and Tourism Report	N/A	82/140	N/A	94/139	+12	7 of 8	15-Mar	World Economic Forum
Global Innovation Index	100/143	90/142	95/141	91/125	-10	6 of 8	15-Jul	World Intellectual Property Organization
Logistics Performance Index	57/160	N/A	52/155	N/A	-5	6 of 9	16-Mar	The World Bank
Fragile States Index	52/178	59/178	56/177	50/177	-7	8 of 10	15-Jun	The Fund for Peace
Global Enabling Trade Index	64/138	N/A	72/132	N/A	+8	5 of 9	16-Mar	World Economic Forum
Global Gender Gap Report	9/142	5/136	8/135	8/135	-4	1 of 9	15-Oct	World Economic Forum

## World Economic Forum (WEF) Global Competitiveness Report Philippines vs ASEAN (2010 - 2014)

The Philippines improved its overall ranking by 7 notches from 59th out of 148 economies in 2013 to 52nd out of 144 economies in 2014.

The Philippines is now up 33 positions, making the country the most improved country overall since 2010. [read more >>](#)

COUNTRIES	2014 (OF 144)	2013 (OF 148)	2012 (OF 144)	2011 (OF 142)	2010 (OF 139)	CHANGE (2013-2014)	CHANGE (2010-2014)
Singapore	2	2	2	2	3	0	1
Malaysia	20	24	25	21	26	4	6
Thailand	31	37	38	39	38	6	7
Indonesia	34	38	50	46	44	4	10
Philippines	52	59	65	75	85	7	33
Vietnam	68	70	75	65	59	2	-9
Lao PDR	93	81	n/a	n/a	n/a	-12	n/a
Cambodia	95	88	85	97	109	-7	14
Myanmar	134	139	n/a	n/a	n/a	5	n/a
Brunei Darussalam	n/a	26	28	28	28	n/a	n/a

## World Economic Forum (WEF) Global Competitiveness Report Indicators (2010 - 2014)

INDICATORS	2014 (OF 144)	2013 (OF 148)	2012 (OF 144)	2011 (OF 142)	2010 (OF 139)	CHANGE (2013-2014)	CHANGE (2010-2014)
1st pillar: Institutions	67	79	94	117	125	12	58
1.01 Property rights	61	61	76	105	99	0	38
1.02 Intellectual property protection	66	78	87	102	103	12	37
1.03 Diversion of public funds	78	79	100	127	135	1	57
1.04 Public trust of/in politicians	89	90	95	128	134	1	45
1.05 Irregular payments and bribes	86	105	108	119	128	19	42
1.06 Judicial independence	77	99	99	102	111	22	34
1.07 Favoritism in decisions of government officials	66	75	87	118	131	9	65
1.08 Wastefulness of government spending	60	63	86	109	118	3	58

### REPORT CARD

Global Competitiveness Report

Ease of Doing Business Report

World Competitiveness Yearbook

Corruption Perceptions Index

Economic Freedom Index

Global Information and Technology Report

Travel and Tourism Report

Global Innovation Index

Logistics Performance Index

Fragile States Index

Global Enabling Trade Index

Global Gender Gap Report



### Doing business: Phi moves up in ranking

*"There is no ambiguity, the Philippines has improved its ranking, it is closer to the frontier" -- WB Director Augusto Lopez Claro on the Doing Business 2015 Report*

[read more ...](#)

## PROJECT LINKS

- [EASE OF DOING BUSINESS CITIES AND MUNICIPALITIES COMPETITIVENESS INDEX](#)
- [BUDGET NG BAYAN](#)
- [PRIORITY DEVELOPMENT ASSISTANCE FUND](#)
- [ANNUAL ENTERPRISE SURVEY ON CORRUPTION](#)
- [NATIONAL SINGLE WINDOW](#)
- [PERFORMANCE GOVERNANCE SYSTEM](#)
- [PHILIPPINE BUSINESS REGISTRY](#)

## BULLETIN/ANNOUNCEMENTS

### The Final Draft of the National Quality Law (For your comment)

Nov 18, 2014  
 DRAFT NATIONAL QUALITY LAW(Law on the National Quality Infrastructure) EXPLANATORY NOTEWith the imminent development of the ASEAN Economic Community in 2016, the capacity of the country to develo...

[read more »](#)

### Media Statement - Clarification on the Doing Business 2015 Report

Oct 29, 2014  
 PHILIPPINES JUMPS TO NO. 95 IN LATEST WORLD BANK - IFC EASE OF DOING BUSINESS REPORT The Philippines jumped to No. 95 out of 189 economies worldwide in the latest World Bank - IFC Ease of Doing Busin...

[read more »](#)

## NCC UPDATES

November						
S	M	T	W	T	F	S
						1
2	3	4	5	6	7	8
9	10	11	12	13	14	15
16	17	18	19	20	21	22
23	24	25	26	27	28	29

# Cities and Municipalities Competitiveness Index

National Competitiveness Council | Philippines

Find your Local Government

HOME RANKINGS INFOGRAPHICS ABOUT THE INDEX ABOUT THE RCC DOWNLOAD GALLERY DIRECTORY

#1

## MOST COMPETITIVE CITY MAKATI CITY National Capital Region

Categories	Rank/136	Score
Overall Competitiveness	1	53.2/100
Economic Dynamism	2	17.2/33.3
Government Efficiency	4	21.0/33.3
Infrastructure	4	15.0/33.3



### The Cities and Municipalities Competitiveness Index

is an annual ranking of Philippine cities and municipalities developed by the National Competitiveness Council through the Regional Competitiveness Committees (RCCs) with the assistance of the United States Agency for International Development. || [About the Index](#)



# Cities and Municipalities Competitiveness Index

National Competitiveness Council | Philippines

Find your Local Government

HOME RANKINGS INFOGRAPHICS ABOUT THE INDEX ABOUT THE RCC DOWNLOAD GALLERY DIRECTORY

## Iloilo City



**Province:**  
Iloilo

**Region:**  
Region VI - Western Visayas

**Population:**  
442,511

**Mayor:**  
MABILOG, Jed Ptrick E.

**Historical Data**

	Rank	Score
<b>Overall Competitiveness</b>	6	45.002949
<b>Economic Dynamism</b>	23	9.982735
Local Economy: Size	13	0.47387
Local Economy: Growth	71	1.18051
Jobs	NDA	NDA
Inflation Rate	70	3.07692
Financial Institutions	12	1.05660
Productivity	NDA	NDA
Business Groups	15	1.49456
Cost of Doing Business	93	2.70024
<b>Government Efficiency</b>	2	22.294007
Transparency Score in LGPMS	95	2.450980
Economic Governance Score in LGPMS	1	3.333333
Ratio of LGU collected tax to LGU revenues	8	1.78764
LGU Competitions Related Awards	3	1.46825
Business Registration Efficiency	2	2.765823
Investment Promotion	1	3.333333
Compliance to National Directives for LGUs	1	3.33333
Security	9	1.33451
Health	3	1.94467
Schools	80	0.54211

# Cities and Municipalities Competitiveness Index

National Competitiveness Council | Philippines

Find your Local Government

HOME RANKINGS INFOGRAPHICS ABOUT THE INDEX ABOUT THE RCC DOWNLOAD GALLERY DIRECTORY

Economic Dynamism

Government Efficiency

Infrastructure

Registrations	2011	2012	2013	Jan - Mar 2013	Jan - Mar 2014
Total number of business registrations (NEW)	10,663	10,084	10,710	220	291
Total number of business registrations (RENEWAL)	9,679	9,031	9,510	7,458	9,854
Total number of annual business registrations	20,342	19,115	20,220	7,678	10,145

Growth of Business Registrations	2011 - 2012	2012 - 2013	Jan 2013 - Jan 2014
Growth of Total number of business registrations (NEW)	-5.43%	6.21%	32.27%
Growth of Total number of business registrations (RENEWAL)	-6.69%	5.30%	32.13%
Growth of Total number of annual business registrations	-6.03%	5.78%	32.13%

Capital Growth of Newly Registered Business	2011	2012	2013
Total Capitalization of NEWLY REGISTERED	Php20,506,041,636.19	Php726,984,819.84	Php679,130,273.71

Growth in Capital	2011 - 2012	2012 - 2013
Growth in Capital of NEWLY REGISTERED Business	-96.45%	-6.58%

Total Gross Sales of Registered Firms (in Php)	2011	2012	2013
	Php63,030,353,787.70	Php74,290,564,687.59	Php79,246,214,645.48

Growth of Gross Sales of Registered Firms	2011 - 2012	2012 - 2013
	17.86%	6.67%



**Province:**  
Iloilo

**Region:**  
Region VI - Western Visayas

**Population:**  
442,511

**Mayor:**  
MABILOG, Jed Prick E.

[View Profile](#)



[www.competitive.org.ph](http://www.competitive.org.ph)



[admin@competitive.org.ph](mailto:admin@competitive.org.ph)



[/Compete.Philippines](https://www.facebook.com/Compete.Philippines)



[@ncc\\_PH](https://www.instagram.com/ncc_PH)

