



CAPACITY BUILDING PROGRAM

BPLS WORKSHOP ON REVISED STANDARDS

July 20, 2017 | FB Hotel, Koronadal City

A Presentation by National Competitiveness Council

Mandate: Executive Order No. 44



Advise

the President on policy matters affecting competitiveness of the country



Promote & develop

competitiveness strategies and push for the implementation of an action agenda for competitiveness and link it to the PH Development Plan



Provide

inputs to the Philippine Development Plan, Investment Priorities Plan, Export Development Plan



Recommend

to Congress proposed legislation regarding country competitiveness

Strategize and execute

steps to improve PH competitiveness

Vision – Mission Statement

VISION

- A more competitive Philippines
- Instill a Culture of Excellence
- Public-Private Collaboration as a development engine

MISSION

To build up the long-term competitiveness of the Philippines through:

- Policy reforms
- Project implementation
- Institution-building
- Performance monitoring

Work Program

Benchmark
against key global
competitiveness
indices

Map
each indicator to
the agency
responsible

Focus on
lowest-
indicators

Track
city
competitiveness
and key indicators

Concentrate on
specific projects
(**Special Projects and
Working Groups**)

Link work to Philippine
Development Plan,
National Budget,
Legislative Executive
Development Advisory
Council, Cabinet Agenda

NCC Projects

Sectoral focus

Working Groups

Geographical Focus

RCC, CMCI

Institutional focus

PGS -Balanced Scorecards

Process Improvement Focus

**Automation
EODB, GO-OBLS, IABPI, NQI**

Regulatory focus

EODB, Repeal Project

Customer focus

BPLS M&E, AESC

LEVELLING OF EXPECTATIONS

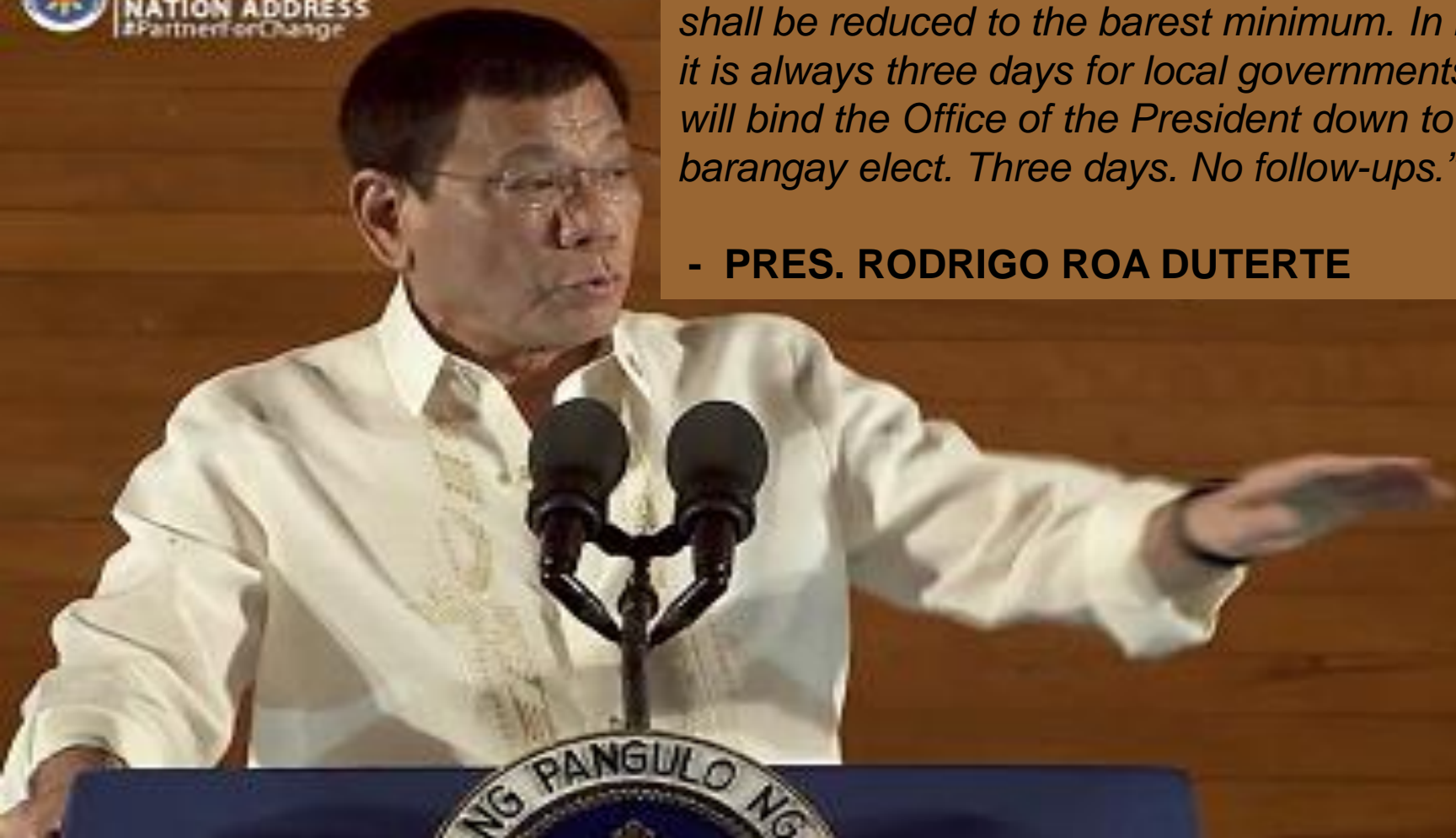
- What the training will be about?
(Ano ang pagsasanay na gagawin?)
- What are your expectations from our one day training program? i.e. facilitators, co-pax, program content
(Ano ang mga inaasahan ko sa isang araw na pagsasanay? Hal. Tagapagsalita, kamag-aaral at nilalaman ng programa)
- What do you hope to achieve at the end of the training seminar?
(Inaasahan ko na pagkatapos ng araw na eto ay....)

WORKSHOP OBJECTIVES

- **Overview of BPLS Working Group**
 - ✓ Agency's Roles and Responsibilities
 - ✓ Accomplishments 2010 to 2016
- **Discussion on the Joint Memorandum Circular 2016 – BPLS Revised Standards**
 - ✓ Legal Framework / Background
- **Designing the Reformed Process**
 - ✓ Identifying Procedures for New and Renewal
- **Drafting of Agenda Action Plan 2017 -2022**
 - ✓ Target / Priority LGUs (Streamlining vs Automation)
 - ✓ Moving Forward: Commitment to *Ease of Doing Business*



2016
STATE OF THE
NATION ADDRESS
#PartnerForChange



“Processing time in issuing permits and licenses shall be reduced to the barest minimum. In my city, it is always three days for local governments. This will bind the Office of the President down to the last barangay elect. Three days. No follow-ups.”

- PRES. RODRIGO ROA DUTERTE

**OVERVIEW OF THE
BUSINESS
PERMITTING AND
LICENSING SYSTEM
(BPLS)
WORKING GROUP**

CUSTOMER

SATISFACTION INVESTMENT

DICT Business One Stop Shop DTI
Number of Steps Unified Form

#STREAMLINING

Cost of Doing Processing Time

Regulatory Business Signatories INCREASE
Simplification REVENUE

AUTOMATION DILG BUSINESSMEN
Growth Promotion

LGUs INSTITUTIONALIZATION

1992

Republic Act 7470, creation of the **NERBAC**

1



JULY 2001

First SONA of PGMA directing NGAs to reduce red tape

2



SEPTEMBER 2003

Issuance of **Memorandum Order no. 117** authorized local governments to rationalized and simplified civil application system

3

2007

Passing of the **Republic Act 9485** known as the **“Anti-Red Tape Act of 2007**, which serves as the legal basis of BPLS reforms

4



2009

Creation of two working groups under the **Philippine Development Forum (PDF)** - decentralization and local government (DLG) and growth and investment climate (GIC)

5



18 FEBRUARY 2010

Signing of **JMC series of 2009** for NCR to standardized registration procedures and creation of Citizen Charter of Standards

6



06 AUGUST 2010

Issuance of the DTI-DILG **JMC No. 1 s. 2010** that serves as the guidelines and **JDAO No. 1 s. 2010** for upscaling reforms in regional level

7

31 JANUARY 2011

DILG issued **memorandum 2011-15** to further streamline BPLS. This serves as basis for setting business fees and conditional business permits

8

30 JUNE 2014

The BPLS Oversight Committee agreed to **upscale the existing the BPLS Standards in line with ASEAN Economic Integration**



9

30 AUGUST 2016

Signing of the **Joint Memorandum Circular on Revised BPLS Standards**

10



AGENCY'S ROLE IN BPLS STREAMLINING PROGRAM

The BPLS Working Group was created under the Philippine Development Forum (PDF) sub-working groups on Growth and Investment Climate and Decentralization and Local Government in 2010.



Overall coordinator for the implementation of the Nationwide BPLS Streamlining for LGUs



Provide *policy directions* in the implementation of the revised BPLS standards nationwide.



Provide *capacity / training programs* for the implementation and selection of LGUs for e-BPLS / automation projects

BPLS STRATEGIC FRAMEWORK ACCOMPLISHMENTS 2010 - 2016

Reducing the number of procedures, length of time, and cost of business registration.

Accelerate revenue mobilization and growth promotion in all cities and municipalities

Mobilizing Champions (Public and Private Sector) for BPLS Reform Initiatives

Simplification / Standardization of Procedures

1.LGA reported a total of 1422 LGUs were trained and streamlined out of 1516 total LGUs (excluding ARMM LGUs) as of December 2016.

BPLS Automation

1.DICT's Prototype for e-BPLS Survey
2.2016 E-Readiness Survey

Improving Frontline Services / Customer Relations

1.Information on consumer protection law is available and freely accessible to the public.
2.Setting up a complaint/information desk will help the public understand better the reforms of government.
3.Strict compliance to the Citizens' Charter
4.Establishing Business-One-Stop-Shop (BOSS)
5.Capacity Building Program for Frontline Services

Institutionalization of BPLS Reform Initiatives

1.Setting up of monitoring and evaluation system at the LGUs and to regional/provincial offices.
2.Organizing local business chambers and civil society organizations for process improvements and monitoring
3.JMC No. 1 series 2016

02

NUMBER OF LGUS WHO HAVE UNDERGONE BPLS STREAMLING PROGRAM (JMC 2010)

YEAR	TARGETS	ACTUAL
2009	120*	----
2010	480**	70
2011	480**	368
2012	1,634***	876
2013	1,634***	1,136
2014	1,634***	1,286
2015	1,634***	1,403
2016	1,634***	1,422 out of 1,516 (excluding 118 ARMM)

**Sparkplug Targets*

***In 2010, the DILG and DTI initially identified 480 priority LGUs for the BPLS Streamlining Program in response to the passage of the Joint Memorandum Circular on BPLS Standards.*

****By 2012, the Aquino administration ordered to cover all cities and municipalities under the streamlining program.*

Source: Local Government Academy (LGA)

RESULTS OF BPLS CUSTOMER EXPERIENCE SURVEY ON RENEWAL OF BUSINESS PERMITS

PROCESSING TIME

88%

NUMBER OF PROCEDURES

80%

NUMBER OF FORMS

71%

NUMBER OF SIGNATORIES

85%

In computing the desired sample size, the methodology used in this survey is through quota sampling, by which the respondents were selected in a non-probabilistic version of stratified sampling.

A total of 1,379 out of 2,040 are business owners. Of which 1,850 or 90% have personally applied for renewal of their business permits.

Source: 2016 BPLS Customer Experience Survey, NCC

04

NUMBER OF LGUS WITH BPLS AUTOMATION

LGU CATEGORY	AUTOMATED	NOT AUTOMATED	NDA	COVERAGE
Highly Urbanized Cities	30	3 (Las Pinas, San Juan, and Zamboanga)	1 (Navotas)	34
Component / Independent Component	77	23	10	110
1 st to 2 nd Class Municipality	241	192	55	488
3 rd to 6 th Class Municipality	229	443	85	757
TOTAL	577	661	151	1,389

Data showed that a total of 577 out of 1,389 LGUs have automated their BPLS processes. While 661 have not yet automated and 151 as no data available.

Source: 2016 Cities and Municipalities Competitiveness Index

**BREAK OUT
SESSION:
IDENTIFYING ISSUES
AND CONCERNS**

GUIDELINES:

1. Participants will be group according to LGU or BPLS process
2. Each group has to identify issues and concerns related to their BPLS process.
3. Identified issues and concerns must be addressed by agencies / offices involved. (i.e., BFP – Issuance of FSIC)
4. Time limit for this session is 30 minutes for discussion and 15 minutes for presentation

**Please be informed
that all presentations
will be uploaded to the
NCC website at
[www.competitive.org.
ph.](http://www.competitive.org.ph)**

Thank you.

**DISCUSSION ON THE
JOINT MEMORANDUM
CIRCULAR ON
REVISED BPLS
STANDARDS 2016**





JMC Signing | August 30, 2016



STATEMENT OF RELATED POLICIES

- **Recap of relevant laws and issuances**
 - RA 9485 (Anti-Red Tape Act)
 - DILG-DTI JMC (2010) on BPLS Standards
 - DILG MC 2011-15 on Documentary Requirements for Business Permits
- **Raising standards**
 - 1,422 out of 1,518 LGUs already compliant to JMC2010
 - ASEAN Economic Integration
- **Automation is key**
 - e-BPLS software

OVERVIEW OF THE REVISED BPLS STANDARDS

	JMC 2010	JMC 2016
 PROCESSING TIME	New : 10 - 5 days Renewal : 5 days or less	New : 1 – 2 days Renewal : 1 day or less
 NUMBER OF STEPS	Max of 5 steps for New and Renewal of business registration	Max of <u>3 steps</u> for New and Renewal of business registration
 NUMBER OF FORMS	Unified Form	Unified Form (Print and Electronic document)
 NUMBER OF SIGNATORIES	Max of 2, Mayor and Treasurer/BPLO	Max of 2, Mayor and Treasurer/BPLO with alternatives

NUMBER OF LGUS REPORTED COMPLIANT TO REVISED BPLS STANDARDS (JMC 2016)

TYPE OF BUSINESS APPLICATION	LGUS COMPLIANT (OUT OF 1,389)	PROCESSING TIME
New Applications	1,017	2 days or Less
Renewals	1,139	1 day or Less

A total of 1,017 out of 1,389 LGUs can process new business applications in less than 10 minutes to 2 days while 1,139 out of 1,389 can process renewal of business permits in less than 10 minutes to 1 day.

Source: 2016 Cities and Municipalities Competitiveness Index

PRESCRIBED DOCUMENTARY REQUIREMENTS FOR NEW AND RENEWAL

NEW

1. Proof of business registration, incorporation, or legal personality (i.e. DTI/ SEC/ Cooperative Development Authority (CDA) registration);
2. Basis for computing taxes, fees, and charges (e.g. business capitalization);
3. Occupancy Permit, if required by national laws (e.g. Building Code) and local laws;
4. Contract of Lease (if Lessee); and
5. Barangay clearance (for businesses which are not required occupancy permits).

For item no.1 Note: In certain cases like Sari-Sari Stores not using any or without business name the requirement of DTI/SEC registration may be dispense with during initial registration (see Act No. 3883).

RENEWAL

1. Basis for computing taxes, fees, and charges (e.g. Income Tax Returns); and
2. Barangay clearance
 - **Art. 4, Sec. 152 (c). (RA 7160 or the 1991 Local Government Code Barangay Clearance.**—No city or municipality may issue any license or permit for any business or activity unless a clearance is first obtained from the barangay where such business or activity is located or conducted.
 - For such clearance, the Sangguniang Barangay may impose a reasonable fee.
 - **The application for clearance shall be acted upon within seven (7) working days from the filing thereof. In the event that the clearance is not issued within the said period, the city or municipality may issue the said license or permit.**

DEFINITION OF TERMS: BPLS UNIFIED FORM

All cities and municipalities shall use a single or unified business application form in processing new applications for business permits and business renewals.

To be made available using various ways and modes

Downloadable form in fillable format, can either be answered electronically or printed for submission.

Applicants not to be required to submit documents already submitted to Engineering or BO, or other departments or divisions in connection with business-related permits (e.g., tax clearances already submitted for building or occupancy permitting processes, barangay clearances)

If LGU has a post-audit process, occupancy permit need not be required for business registration

DEFINITION OF TERMS: NUMBER OF PROCEDURES

FILE

**GET
ASSESSMENT**

**PAY /
CLAIM**

Application filing and verification

Submission of completely accomplished application form with attached documentary requirements

One-time verification

Assessment

One-time assessment of taxes, fees and charges

Pay and claim

One-time payment of taxes, fees and charges

Receipt of OR as proof of payment, including payment of BFP fees

Receipt of Business Permit, other regulatory permits and clearances

Related provisions

- Other local clearances to be issued together with the business permit
- Queuing mechanisms to better manage flow of applications, provide priority to disadvantaged groups (e.g., senior citizens, pregnant women, PWDs)

DEFINITION OF TERMS: PROCESSING TIME

- One day to two days for new business permit applications
- One day for business renewals

DEFINITION OF TERMS: NUMBER OF SIGNATORIES

- Maximum of two signatories
 - Mayor
 - BPLO or Treasurer for recommending approval
- Electronic signatures or pre-signed permits with adequate control mechanisms may be used
- For BPLS where Mayor personally (manually) signs, alternative signatories must be identified and designated

COMPLEMENTARY REFORMS: STREAMLINING OF FIRE SAFETY INSPECTION CERTIFICATE

- **For new business permit application**, FSIC issued during Occupancy Permit stage is already sufficient as basis for issuance of the FSIC for business, which is a requirement for the business permit. **Subject to ff: conditions - Same nature or occupancy, Filed within 9 months, No substantial changes on structure and usage. Applicant must submit an undertaking, and inspection fee must be paid.**
- **For renewal of business permits**, the requirement for the presentation of FSIC to the city/municipality is with the BFP, either thru the copy of the FSIC or the negative list. If the BFP does not provide the city/municipality with the FSIC or does not inform them thru the negative list, it means that the business establishments has a valid FSIC and therefore, the basis for renewing the business permit.
- **The BFP is strongly encouraged to develop and adopt an online and other electronic mechanisms in assessing fees, collecting/accepting electronic payments and sharing/exchange of other relevant data on business permit processing.**

**REVISED BUREAU OF
FIRE (BFP) CITIZEN'S
CHARTER FOR NEW
AND RENEWAL OF FIRE
SAFETY INSPECTION
CERTIFICATE (FSIC)**

FSIC for New Business (With Valid FSIC for Occupancy)

BUREAU OF FIRE PROTECTION

ANNEX "C"

FRONTLINE SERVICE: **FIRE SAFETY INSPECTION CERTIFICATE FOR NEW BUSINESS PERMIT**

CLIENT: **BUILDING OWNER/TENANT/AUTHORIZED REPRESENTATIVE**

REQUIREMENTS: 1. **CERTIFIED TRUE COPY OF VALID OCCUPANCY PERMIT** 2. **PHOTO COPY OF FSIC FOR OCCUPANCY PERMIT** 3. **ASSESSMENT OF BUSINESS PERMIT FEE /TAX ASSESSMENT BILL FROM BPLO** 4. **COPY OF FIRE INSURANCE POLICY (IF ANY)**

SCHEDULE OF THE AVAILABILITY OF THE SERVICE: **MONDAY TO FRIDAY (EXCEPT HOLIDAYS), 8:00 AM TO 5:00 PM**

FSIC FEES: **10% OF ALL FEES CHARGED BY BPLO IN GRANTING BUSINESS PERMIT. (OTHER FEES/TAXES PRESCRIBED UNDER RA 9514 AND ITS IRR NOT ASSESSED AND COLLECTED DURING APPLICATION PERIOD WILL BE ASSESSED AND COLLECTED AFTER REGULAR FIRE SAFETY INSPECTION)**

HOW TO AVAIL OF THE SERVICES (FSIC FOR NEW BUSINESS PERMIT WITH VALID FSIC ISSUED DURING OCCUPANCY PERMIT STAGE)

STEPS	APPLICANT	AGENCY ACTION	OFFICE/PERSON RESPONSIBLE	LOCATION OF OFFICE	DURATION OF ACTIVITY
1	Apply for FSIC using the Unified Form with complete documentary requirements.	Check completeness of application and endorse to Fire Code Assessor (FCA). Record to the Official Log Book the name of applicant and owner of the establishment and the time, date of application. In case of lacking requirements, CRO shall immediately inform in writing the applicant of such finding. For invalid Occupancy Permit, the Service Standard for FSIC for New Business Permit Without Valid Occupancy Permit shall apply. (Note: FSIC issued during the Occupancy Permit stage is considered valid for purposes of application for FSIC for Business Permit if the Occupancy Permit presented corresponds to the same types of occupancy or nature of operation, location or specific area in a building and address. Otherwise, the applicant is also required to secure a valid Occupancy Permit, which shall be included in the Notice to Comply.)	CRO	Local BFP Office or near BPLO Office during BOSS period	10 Minutes Max.
2	Wait for the release of Order of payment (OP).	Assess Fire Code Fees/Taxes and issue assessment and OP.	FCA	Local BFP Office or near BPLO Office during BOSS period	10 Minutes Max.
3	Pay the assessed amount and submit copy of receipt of payment to CRO.	Receive payment from applicant and compile copy of receipt of payment.	FCCA	Local BFP Office or near BPLO Office during BOSS period or any authorized place	10 Minutes Max.
4	Receive Claim Stub. (FSIC shall be issued within the day.)	Check copy of receipt of payment and record to the logbook the amount paid and Official Receipt Number and date of payment, and issue Claim Stub. Verify validity of Occupancy Permit and refer to C, FSEU for issuance of FSIC.	CRO	Local BFP Office or near BPLO Office during BOSS period or any authorized place	5 Minutes Max.
		Review/evaluate the referral of CRO and recommend issuance of FSIC.	Chief, FSEU		2 Hours
		Approve and sign three (3) copies of FSIC for Business Permit.	C/MFM or DFM (In case of Manila, QC and similar cities)		20 Minutes
		Record in the Official Logbook the FSIC number, date approved, validity, name of applicant/owner and name of establishment, OR number and amount paid. Provide duplicate copy of FSIC to the designated BFP Records Custodian and BPLO.	CRO, Records Custodian	Local BFP Office	10 Minutes
5	Owner/Authorized representative presents Claim Stub.	Release FSIC to applicant through the CRO.	CRO	Local BFP Office	5 Minutes

LEGEND: AIR – After Inspection Report; **BPLO** – Business Permit and Licensing Office; **C/MFM** – City/Municipal Fire Marshal; **C, FSEU** – Chief, Fire Safety Enforcement Unit; **CRO** – Customer Relation Officer; **DFM** – District Fire Marshal who has jurisdiction over a city whose function is the same as that of City Fire Marshal; **FCA** – Fire Code Assessor; **FCCA** – Fire Code Collecting Agent; **FSI** – Fire Safety Inspector; **FSIC** – Fire Safety Inspection Certificate; **NOD** – Notice of Disapproval; **NTC** – Notice to Comply; **OP** – Order of Payment.

**MAXIMUM OF
1 DAY**

FSIC for New Business (With Valid FSIC for Occupancy)

BUREAU OF FIRE PROTECTION

ANNEX "C"

FRONTLINE SERVICE: FIRE SAFETY INSPECTION CERTIFICATE FOR NEW BUSINESS PERMIT

CLIENT: BUILDING OWNER/TENANT/AUTHORIZED REPRESENTATIVE

REQUIREMENTS: 1. CERTIFIED TRUE COPY OF VALID OCCUPANCY PERMIT 2. PHOTO COPY OF FSIC FOR OCCUPANCY PERMIT 3. ASSESSMENT OF BUSINESS PERMIT FEE / TAX ASSESSMENT BILL FROM BPLO 4. COPY OF FIRE INSURANCE POLICY (IF ANY)

SCHEDULE OF AVAILABILITY OF THE SERVICE: MONDAY TO FRIDAY (EXCEPT HOLIDAYS), 8:00 AM TO 5:00 PM

FSIC FEES: ALL FEES CHARGED BY BPLO IN GRANTING BUSINESS PERMIT. (OTHER FEES/TAXES PRESCRIBED UNDER RA 9514 AND ITS IRR NOT ASSESSED AND COLLECTED DURING APPLICATION PERIOD WILL BE ASSESSED AND COLLECTED AFTER REGULAR FIRE SAFETY INSPECTION)

HOW TO AVAIL THE SERVICES (FSIC FOR NEW BUSINESS PERMIT WITH VALID FSIC ISSUED DURING OCCUPANCY PERMIT STAGE)

STEPS	APPLICANT	AGENCY ACTION	OFFICE/PERSON RESPONSIBLE	LOCATION OF OFFICE	DURATION OF ACTIVITY
1	Apply for FSIC Form with complete documentary				10 Minutes Max.
2	Wait for the receipt payment (OP)				10 Minutes Max.
3	Pay the assessment submit copy of payment to CF				10 Minutes Max.
	Receive Claim (FSIC shall be day.)				5 Minutes Max.
4					2 Hours 20 Minutes 10 Minutes
5	Owner/Authorized representative presents Claim Stub.				5 Minutes

REQUIREMENTS:

1. Certified True Copy of Valid Occupancy Permit
2. Photo Copy of FSIC for Occupancy Permit
3. Assessment of Business Permit Fee / Tax Assessment Bill from BPLO
4. Copy of Fire Insurance Policy (If Any)

LEGEND: AIR – After Inspection Report; BPLO – Business Permit and Licensing Office; C/MFM – City/Municipal Fire Marshal; C, FSEU – Chief, Fire Safety Enforcement Unit; CRO – Customer Relation Officer; DFM – District Fire Marshal who has jurisdiction over a city whose function is the same as that of City Fire Marshal; FCA – Fire Code Assessor; FCCA- Fire Code Collecting Agent; FSI – Fire Safety Inspector; FSIC – Fire Safety Inspection Certificate; NOD – Notice of Disapproval; NTC – Notice to Comply; OP – Order of Payment.

**MAXIMUM OF
1 DAY**

FSIC for New Business (With Valid FSIC for Occupancy)

BUREAU OF FIRE PROTECTION

ANNEX "C"

FRONTLINE SERVICE: **FIRE SAFETY INSPECTION CERTIFICATE FOR NEW BUSINESS PERMIT**

CLIENT: **BUILDING OWNER/TENANT/AUTHORIZED REPRESENTATIVE**

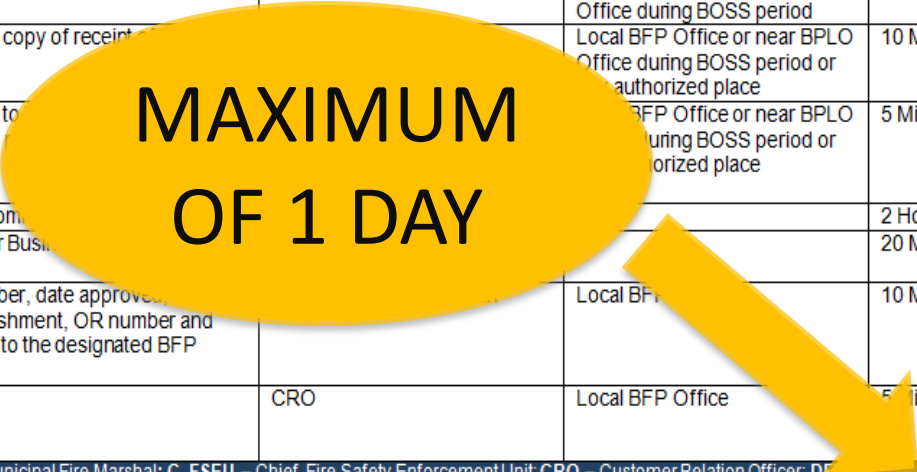
REQUIREMENTS: 1. **CERTIFIED TRUE COPY OF VALID OCCUPANCY PERMIT** 2. **PHOTO COPY OF FSIC FOR OCCUPANCY PERMIT** 3. **ASSESSMENT OF BUSINESS PERMIT FEE /TAX ASSESSMENT BILL FROM BPLO** 4. **COPY OF FIRE INSURANCE POLICY (IF ANY)**

SCHEDULE OF THE AVAILABILITY OF THE SERVICE: **MONDAY TO FRIDAY (EXCEPT HOLIDAYS), 8:00 AM TO 5:00 PM**

FSIC FEES: **10% OF ALL FEES CHARGED BY BPLO IN GRANTING BUSINESS PERMIT. (OTHER FEES/TAXES PRESCRIBED UNDER RA 9514 AND ITS IRR NOT ASSESSED AND COLLECTED DURING APPLICATION PERIOD WILL BE ASSESSED AND COLLECTED AFTER REGULAR FIRE SAFETY INSPECTION)**

HOW TO AVAIL OF THE SERVICES (FSIC FOR NEW BUSINESS PERMIT WITH VALID FSIC ISSUED DURING OCCUPANCY PERMIT STAGE)

STEPS	APPLICANT	AGENCY ACTION	OFFICE/PERSON RESPONSIBLE	LOCATION OF OFFICE	DURATION OF ACTIVITY
1	Apply for FSIC using the Unified Form with complete documentary requirements.	Check completeness of application and endorse to Fire Code Assessor (FCA). Record to the Official Log Book the name of applicant and owner of the establishment and the time, date of application. In case of lacking requirements, CRO shall immediately inform in writing the applicant of such finding. For invalid Occupancy Permit, the Service Standard for FSIC for New Business Permit Without Valid Occupancy Permit shall apply. (Note: FSIC issued during the Occupancy Permit stage is considered valid for purposes of application for FSIC for Business Permit if the Occupancy Permit presented corresponds to the same types of occupancy or nature of operation, location or specific area in a building and address. Otherwise, the applicant is also required to secure a valid Occupancy Permit, which shall be included in the Notice to Comply.)	CRO	Local BFP Office or near BPLO Office during BOSS period	10 Minutes Max.
2	Wait for the release of Order of payment (OP).	Assess Fire Code Fees/Taxes and issue assessment and OP.	FCA	Local BFP Office or near BPLO Office during BOSS period	10 Minutes Max.
3	Pay the assessed amount and submit copy of receipt of payment to CRO.	Receive payment from applicant and compile copy of receipt		Local BFP Office or near BPLO Office during BOSS period or authorized place	10 Minutes Max.
4	Receive Claim Stub. (FSIC shall be issued within the day.)	Check copy of receipt of payment and record to be paid and Official Receipt Number and date of Claim Stub. Verify validity of Occupancy Permit and issuance of FSIC.		Local BFP Office or near BPLO Office during BOSS period or authorized place	5 Minutes Max.
		Review/evaluate the referral of CRO and recommend			2 Hours
		Approve and sign three (3) copies of FSIC for Business Permit			20 Minutes
		Record in the Official Logbook the FSIC number, date approved, name of applicant/owner and name of establishment, OR number and amount paid. Provide duplicate copy of FSIC to the designated BFP Records Custodian and BPLO.		Local BFP Office	10 Minutes
5	Owner/Authorized representative presents Claim Stub.	Release FSIC to applicant through the CRO.	CRO	Local BFP Office	5 Minutes



LEGEND: AIR – After Inspection Report; **BPLO** – Business Permit and Licensing Office; **C/MFM** – City/Municipal Fire Marshal; **C, FSEU** – Chief, Fire Safety Enforcement Unit; **CRO** – Customer Relation Officer; **DFM** – District Fire Marshal who has jurisdiction over a city whose function is the same as that of City Fire Marshal; **FCA** – Fire Code Assessor; **FCCA** – Fire Code Collecting Agent; **FSI** – Fire Safety Inspector; **FSIC** – Fire Safety Inspection Certificate; **NOD** – Notice of Disapproval; **NTC** – Notice to Comply; **OP** – Order of Payment.

MAXIMUM OF 1 DAY

FSIC for New Business (Without Valid FSIC for Occupancy)

BUREAU OF FIRE PROTECTION

ANNEX "D"

FRONTLINE SERVICE: FIRE SAFETY INSPECTION CERTIFICATE FOR NEW BUSINESS PERMIT

CLIENT: BUILDING OWNER/TENANT/AUTHORIZED REPRESENTATIVE

REQUIREMENTS: 1. ASSESSMENT OF BUSINESS PERMIT FEE 2. TAX ASSESSMENT BILL FROM BPLO 3. ENDORSEMENT FROM BO/CERTIFICATE OF COMPLETION 4. CERTIFIED TRUE COPY OF ASSESSMENT FEE FOR SECURING OCCUPANCY PERMIT FROM BO 4. COPY OF FIRE INSURANCE POLICY (IF ANY)

SCHEDULE OF THE AVAILABILITY OF THE SERVICE: MONDAY TO FRIDAY (EXCEPT HOLIDAYS), 8:00 AM TO 5:00 PM

FSIC FEES: 10% OF ALL FEES CHARGED BY BPLO IN GRANTING BUSINESS PERMIT. (OTHER FEES/TAXES PRESCRIBED UNDER RA 9514 AND ITS IRR NOT ASSESSED AND COLLECTED DURING APPLICATION PERIOD WILL BE ASSESSED AND COLLECTED AFTER REGULAR FIRE SAFETY INSPECTION)

HOW TO AVAIL OF THE SERVICES (FSIC FOR NEW BUSINESS PERMIT WITHOUT VALID FSIC ISSUED DURING OCCUPANCY PERMIT STAGE)

STEPS	APPLICANT	AGENCY ACTION	OFFICE/PERSON RESPONSIBLE	LOCATION OF OFFICE	DURATION OF ACTIVITY
1	Apply for FSIC using the Unified Form with complete documentary requirements.	Check completeness of application and endorse to Fire Code Assessor (FCA). Record to the Official Log Book the name of applicant and owner of the establishment and the time, date of application. In case of lacking requirements or the Occupancy Permit is not valid, CRO shall immediately inform in writing the applicant of such finding. (Note: Occupancy Permit is considered valid for purposes of application for FSIC for Business Permit if the Occupancy Permit presented corresponds to the same types of occupancy or nature of operation, location or specific area in a building and address. The applicant is required to secure a valid Fire Safety Inspection Certificate for Occupancy Permit.)	CRO	Local BFP Office or near BPLO Office during BOSS period	10 Minutes Max.
2	Wait for the release of Order of payment (OP).	Assess Fire Code Fees/Taxes and issue assessment and OP.	FCA	Local BFP Office or near BPLO Office during BOSS period	10 Minutes Max.
3	Pay the assessed amount and submit copy of receipt of payment to CRO.	Receive payment from applicant and compile copy of receipt of payment.	FCCA	Local BFP Office or near BPLO Office during BOSS period or any authorized place	10 Minutes Max.
4	Receive Claim Stub. (FSIC for Occupancy and for Business Permit will be issued within a maximum period of 3 days from application if no violation found during inspection.)	Check copy of receipt of payment and record to the logbook the amount paid and Official Receipt Number and date of payment, and issue Claim Stub.	CRO	Local BFP Office or near BPLO Office during BOSS period or any authorized place	5 Minutes Max.
		Assign Fire Safety Inspector and Issue Inspection Order.	Chief, FSEU and C/MFM or DFM	Local BFP Office	15 Minutes
		Conduct Fire Safety Inspection and submit After Inspection Report (AIR) and supporting documents to Chief, FSEU, with appropriate findings and recommendations, such as issuance of FSIC/NTC, as the case may be.	FSI		3 Hours
		Review/evaluate the Findings of FSI and recommend to DFM or C/MFM the issuance of FSIC/NTC as the case may be.	C, FSEU	Local BFP Office	2 Hours
		Final review/evaluation of the C, FSEU's recommendation for disposition.	DFM or C/MFM as the case maybe	Local BFP Office	2 Hours
		Approve and sign three (3) copies of FSIC or NTC as the case may be.	DFM or C/MFM as the case maybe	Local BFP Office	20 Minutes
5	Owner/Authorized representative presents Claim Stub.	Release FSIC to applicant through the CRO.	CRO	Local BFP Office	5 Minutes
		Serve copy of NTC to the owner in case there is a violation of the Fire Code, copy furnished BPLO.	CRO, Records Custodian	Local BFP Office	10 Minutes

LEGEND: AIR – After Inspection Report; **BPLO** – Business Permit and Licensing Office; **C/MFM** – City/Municipal Fire Marshal; **C, FSEU** – Chief, Fire Safety Enforcement Unit; **CRO** – Customer Relation Officer; **DFM** – District Fire Marshal who has jurisdiction over a city whose function is the same as that of City Fire Marshal; **FCA** – Fire Code Assessor; **FCCA** – Fire Code Collecting Agent; **FSI** – Fire Safety Inspector; **FSIC** – Fire Safety Inspection Certificate; **NOD** – Notice of Disapproval; **NTC** – Notice to Comply; **OP** – Order of Payment.

**MAXIMUM OF
3 DAYS**

FSIC for New Business (Without Valid FSIC for Occupancy)

BUREAU OF FIRE PROTECTION

ANNEX "D"

FRONTLINE SERVICE: FIRE SAFETY INSPECTION CERTIFICATE FOR NEW BUSINESS PERMIT

CLIENT: BUILDING OWNER/TENANT/AUTHORIZED REPRESENTATIVE

REQUIREMENTS: 1. ASSESSMENT OF BUSINESS PERMIT FEE 2. TAX ASSESSMENT BILL FROM BPLO 3. ENDORSEMENT FROM BO/CERTIFICATE OF COMPLETION 4. CERTIFIED TRUE COPY OF ASSESSMENT FEE FOR SECURING OCCUPANCY PERMIT FROM BO 4. COPY OF FIRE INSURANCE POLICY (IF ANY)

SCHEDULE OF SERVICE AVAILABILITY OF THE SERVICE: MONDAY TO FRIDAY (EXCEPT HOLIDAYS), 8:00 AM TO 5:00 PM

FSIC FEES: ALL FEES CHARGED BY BPLO IN GRANTING BUSINESS PERMIT. (OTHER FEES/TAXES PRESCRIBED UNDER RA 9514 AND ITS IRR NOT ASSESSED AND COLLECTED DURING APPLICATION PERIOD WILL BE ASSESSED AND COLLECTED AFTER REGULAR FIRE SAFETY INSPECTION)

HOW TO APPLY FOR THE SERVICES (FSIC FOR NEW BUSINESS PERMIT WITHOUT VALID FSIC ISSUED DURING OCCUPANCY PERMIT STAGE)

STEPS	APPLICANT	AGENCY ACTION	OFFICE/PERSON RESPONSIBLE	LOCATION OF OFFICE	DURATION OF ACTIVITY
1	Apply for FSIC Form with complete requirements.				10 Minutes Max.
2	Wait for the release payment (OP).				10 Minutes Max.
3	Pay the assessment fee and submit copy of fire insurance policy to CRO.				10 Minutes Max.
4	Receive Claim Stub. Occupancy permit will be issued within a period of 3 days (no violation found during inspection.)				5 Minutes Max.
					15 Minutes
					3 Hours
					2 Hours
					2 Hours
					20 Minutes
					10 Minutes
5	Owner/Authorized representative presents Claim Stub.	Serve copy of NTC to the owner in case there is a violation of the Fire Code, copy furnished BPLO.			5 Minutes

REQUIREMENTS:

1. Assessment of Business Permit Fee
2. Endorsement from BO/Certificate of completion
3. Certified true copy of assessment fee for securing occupancy permit from BO
4. Copy of Fire Insurance Policy (If any)

LEGEND: AIR – After Inspection Report; BPLO – Business Permit and Licensing Office; C/MFM – City/Municipal Fire Marshal; C, FSEU – Chief, Fire Safety Enforcement Unit; CRO – Customer Relation Officer; DFM – District Fire Marshal who has jurisdiction over a city whose function is the same as that of City Fire Marshal; FCA – Fire Code Assessor; FCCA- Fire Code Collecting Agent; FSI – Fire Safety Inspector; FSIC – Fire Safety Inspection Certificate; NOD – Notice of Disapproval; NTC – Notice to Comply; OP – Order of Payment.

MAXIMUM OF 3 DAYS

FSIC for New Business (Without Valid FSIC for Occupancy)

BUREAU OF FIRE PROTECTION

ANNEX "D"

FRONTLINE SERVICE: FIRE SAFETY INSPECTION CERTIFICATE FOR NEW BUSINESS PERMIT

CLIENT: BUILDING OWNER/TENANT/AUTHORIZED REPRESENTATIVE

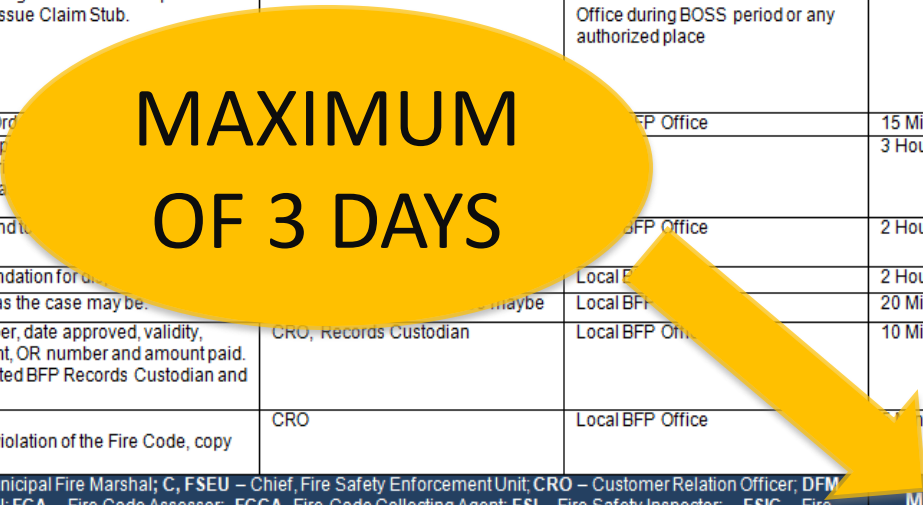
REQUIREMENTS: 1. ASSESSMENT OF BUSINESS PERMIT FEE 2. TAX ASSESSMENT BILL FROM BPLO 3. ENDORSEMENT FROM BO/CERTIFICATE OF COMPLETION 4. CERTIFIED TRUE COPY OF ASSESSMENT FEE FOR SECURING OCCUPANCY PERMIT FROM BO 4. COPY OF FIRE INSURANCE POLICY (IF ANY)

SCHEDULE OF THE AVAILABILITY OF THE SERVICE: MONDAY TO FRIDAY (EXCEPT HOLIDAYS), 8:00 AM TO 5:00 PM

FSIC FEES: 10% OF ALL FEES CHARGED BY BPLO IN GRANTING BUSINESS PERMIT. (OTHER FEES/TAXES PRESCRIBED UNDER RA 9514 AND ITS IRR NOT ASSESSED AND COLLECTED DURING APPLICATION PERIOD WILL BE ASSESSED AND COLLECTED AFTER REGULAR FIRE SAFETY INSPECTION)

HOW TO AVAIL OF THE SERVICES (FSIC FOR NEW BUSINESS PERMIT WITHOUT VALID FSIC ISSUED DURING OCCUPANCY PERMIT STAGE)

STEPS	APPLICANT	AGENCY ACTION	OFFICE/PERSON RESPONSIBLE	LOCATION OF OFFICE	DURATION OF ACTIVITY
1	Apply for FSIC using the Unified Form with complete documentary requirements.	Check completeness of application and endorse to Fire Code Assessor (FCA). Record to the Official Log Book the name of applicant and owner of the establishment and the time, date of application. In case of lacking requirements or the Occupancy Permit is not valid, CRO shall immediately inform in writing the applicant of such finding. (Note: Occupancy Permit is considered valid for purposes of application for FSIC for Business Permit if the Occupancy Permit presented corresponds to the same types of occupancy or nature of operation, location or specific area in a building and address. The applicant is required to secure a valid Fire Safety Inspection Certificate for Occupancy Permit.)	CRO	Local BFP Office or near BPLO Office during BOSS period	10 Minutes Max.
2	Wait for the release of Order of payment (OP).	Assess Fire Code Fees/Taxes and issue assessment and OP.	FCA	Local BFP Office or near BPLO Office during BOSS period	10 Minutes Max.
3	Pay the assessed amount and submit copy of receipt of payment to CRO.	Receive payment from applicant and compile copy of receipt of payment.	FCCA	Local BFP Office or near BPLO Office during BOSS period or any authorized place	10 Minutes Max.
4	Receive Claim Stub. (FSIC for Occupancy and for Business Permit will be issued within a maximum period of 3 days from application if no violation found during inspection.)	Check copy of receipt of payment and record to the logbook the amount paid and Official Receipt Number and date of payment, and issue Claim Stub.	CRO	Local BFP Office or near BPLO Office during BOSS period or any authorized place	5 Minutes Max.
		Assign Fire Safety Inspector and Issue Inspection Order		BFP Office	15 Minutes
		Conduct Fire Safety Inspection and submit After Inspection Report with supporting documents to Chief, FSEU, with appropriate recommendations, such as issuance of FSIC/NTC, as the case may be.		BFP Office	3 Hours
		Review/evaluate the Findings of FSI and recommend to Chief, FSEU, for issuance of FSIC/NTC as the case may be.		BFP Office	2 Hours
		Final review/evaluation of the C, FSEU's recommendation for issuance of FSIC/NTC as the case may be.		Local BFP Office	2 Hours
		Approve and sign three (3) copies of FSIC or NTC as the case may be.		Local BFP Office	20 Minutes
		Record in the Official Logbook the FSIC/NTC number, date approved, validity, name of applicant/owner and name of establishment, OR number and amount paid. Provide duplicate copy of FSIC/NTC to the designated BFP Records Custodian and BPLO.	CRO, Records Custodian	Local BFP Office	10 Minutes
5	Owner/Authorized representative presents Claim Stub.	Release FSIC to applicant through the CRO. Serve copy of NTC to the owner in case there is a violation of the Fire Code, copy furnished BPLO.	CRO	Local BFP Office	10 Minutes



LEGEND: AIR – After Inspection Report; BPLO – Business Permit and Licensing Office; C/MFM – City/Municipal Fire Marshal; C, FSEU – Chief, Fire Safety Enforcement Unit; CRO – Customer Relation Officer; DFM – District Fire Marshal who has jurisdiction over a city whose function is the same as that of City Fire Marshal; FCA – Fire Code Assessor; FCCA- Fire Code Collecting Agent; FSI – Fire Safety Inspector; FSIC – Fire Safety Inspection Certificate; NOD – Notice of Disapproval; NTC – Notice to Comply; OP – Order of Payment.

MAXIMUM OF 3 DAYS

FSIC for Renewal Of Business Permit

BUREAU OF FIRE PROTECTION

ANNEX "F"

FRONTLINE SERVICE: FIRE SAFETY INSPECTION CERTIFICATE FOR RENEWAL OF BUSINESS PERMIT

CLIENT: BUILDING OWNER/TENANT/AUTHORIZED REPRESENTATIVE

REQUIREMENTS: 1. PHOTO COPY OF VALID FSIC (ISSUED IN THE IMMEDIATELY PRECEDING YEAR) 2. ASSESSMENT OF BUSINESS PERMIT FEE/TAX ASSESSMENT BILL FROM BPLO 3. COPY OF FIRE INSURANCE POLICY (IF ANY)

SCHEDULE OF THE AVAILABILITY OF THE SERVICE: MONDAY TO FRIDAY (EXCEPT HOLIDAYS), 8:00 AM TO 5:00 PM

FSIC FEES: 10% OF ALL FEES CHARGED BY BPLO IN GRANTING BUSINESS PERMIT. (OTHER FEES/TAXES PRESCRIBED UNDER RA 9514 AND ITS IRR NOT ASSESSED AND COLLECTED DURING APPLICATION PERIOD WILL BE ASSESSED AND COLLECTED AFTER REGULAR FIRE SAFETY INSPECTION)

HOW TO AVAIL OF THE SERVICES (FSIC FOR RENEWAL OF BUSINESS PERMIT)

STEPS	APPLICANT	AGENCY ACTION	OFFICE/PERSON RESPONSIBLE	LOCATION OF OFFICE	DURATION OF ACTIVITY
1	Apply for FSIC using Unified Form application form including the requirements.	Check completeness of application and endorse to Fire Code Assessor (FCA). Record to the Official Log Book the name of applicant and owner of the establishment and the time, date of application. In case of lacking requirements, CRO shall immediately inform in writing the applicant of such finding.	CRO	Local BFP Office or near BPLO Office during BOSS period	10 Minutes Max.
2	Wait for the release of Order of Payment (OP).	Assess Fire Code Fees/Taxes and issue assessment and OP.	FCA	Local BFP Office or near BPLO Office during BOSS period	10 Minutes Max.
3	Pay the assessed amount and submit copy of receipt of payment to CRO.	Receive payment from applicant and compile copy of receipt of payment.	FCCA	Local BFP Office or near BPLO Office during BOSS period or any authorized place	10 Minutes Max.
4	Receive Claim Stub.	Verify if FSIC is still valid or no existing violation of the Fire Code or if the establishment is not in the negative list. Check copy of receipt of payment and record to the logbook the amount paid and Official Receipt Number and date of payment, and issue Claim Stub. A validated FSIC will serve as basis for the BPLO to renew the Business Permit. (Note: The Claim Stub shall be stamped: "New FSIC will be issued on the date of the expiration of existing FSIC.")	CRO	Local BFP Office or near BPLO Office during BOSS period or any authorized place	20 Minutes Max.

MAXIMUM OF 1 DAY

INSPECTION PROCEDURE ONE (1) MONTH BEFORE THE EXPIRATION OF FSIC

		Assign Fire Safety Inspector and Issue Inspection Order.	Chief, FSEU and C/MFM or DFM (In case of Manila, QC and similar cities)	Local BFP Office	15 Minutes
		Conduct Fire Safety Inspection and submit After Inspection Report (AIR) and supporting documents to Chief, FSEU, with appropriate findings and recommendations, such as issuance of FSIC/NTC, as the case may be.	Fire Safety Inspector (FSI)		3 Hours
		Review/evaluate the Findings of FSI and recommend to C/MFM or DFM the issuance of FSIC.	C, FSEU	Local BFP Office	45 minutes
		Final review/evaluation of the C, FSEU's recommendation for disposition.	DFM or C/MFM as the case maybe	Local BFP Office	45 minutes
		Approve and sign three (3) copies of FSIC or NTC as the case maybe.	DFM or C/MFM as the case maybe	Local BFP Office	10 Minutes
		Record in the Official Logbook the FSIC/NTC number, date approved, validity, name of applicant/owner and name of establishment, OR number and amount paid. Provide duplicate copy of FSIC/NTC to the designated BFP Records Custodian and BPLO. (Serve copy of NTC to the owner in case there is a violation of the Fire Code, copy furnished BPLO.)	CRO, Records Custodian	Local BFP Office	10 Minutes
5	Owner/Authorized representative presents Claim Stub. (A new FSIC will be issued if there is no violation during inspection)	Release FSIC to applicant through the CRO.	CRO	Local BFP Office	5 Minutes

LEGEND: AIR – After Inspection Report; BPLO – Business Permit and Licensing Office; C/MFM – City/Municipal Fire Marshal; C, FSEU – Chief, Fire Safety Enforcement Unit; CRO – Customer Relation Officer; DFM – District Fire Marshal who has jurisdiction over a city whose function is the same as that of City Fire Marshal; FCA – Fire Code Assessor; FCCA – Fire Code Collecting Agent; FSI – Fire Safety Inspector; FSIC – Fire Safety Inspection Certificate; NOD – Notice of Disapproval; NTC – Notice to Comply; OP – Order of Payment.

MAXIMUM OF 1 DAY

FSIC for Renewal Of Business Permit

BUREAU OF FIRE PROTECTION

ANNEX "F"

FRONTLINE SERVICE: FIRE SAFETY INSPECTION CERTIFICATE FOR RENEWAL OF BUSINESS PERMIT

CLIENT: BUILDING OWNER/TENANT/AUTHORIZED REPRESENTATIVE

REQUIREMENTS: 1. PHOTOCOPY OF VALID FSIC (ISSUED IN THE IMMEDIATELY PRECEDING YEAR) 2. ASSESSMENT OF BUSINESS PERMIT FEE/TAX ASSESSMENT BILL FROM BPLO 3. COPY OF FIRE INSURANCE POLICY (IF ANY)

SCHEDULE OF SERVICE AVAILABILITY OF THE SERVICE: MONDAY TO FRIDAY (EXCEPT HOLIDAYS), 8:00 AM TO 5:00 PM

FSIC FEES: ALL FEES CHARGED BY BPLO IN GRANTING BUSINESS PERMIT. (OTHER FEES/TAXES PRESCRIBED UNDER RA 9514 AND ITS IRR NOT ASSESSED AND COLLECTED DURING INSPECTION PERIOD WILL BE ASSESSED AND COLLECTED AFTER REGULAR FIRE SAFETY INSPECTION)

HOW TO AVAIL OF THE SERVICES (FSIC FOR RENEWAL OF BUSINESS PERMIT)

STEPS	APPLICANT ACTION	AGENCY ACTION	OFFICE/PERSON RESPONSIBLE	LOCATION OF OFFICE	DURATION OF ACTIVITY
1	Apply for FSIC using application form and submit requirements.	Check completeness of application and endorse to Fire Code Assessor (FCA)	CRO	Local BFP Office or near BPLO	10 Minutes Max.
2	Wait for the release of Payment (OP).				5 Minutes Max.
3	Pay the assessment fee and submit copy of fire insurance policy to CRO.				5 Minutes Max.
4	Receive Claim Certificate				5 Minutes Max.
					MAXIMUM OF DAY
					5 Minutes
					Hours
					5 minutes
					5 minutes
					5 Minutes
					5 Minutes
5	Owner/Authorized representative presents Claim Certificate will be issued if during inspection				Minutes
LEGEND: AIR – After Inspection Report; BPLO – Business Permit and Licensing Office; C/MFM – City/Municipal Fire Marshal; C, FSEU – Chief, Fire Safety Enforcement Unit; CRO – Customer Relation Officer; DFM – District Fire Marshal who has jurisdiction over a city whose function is the same as that of City Fire Marshal; FCA – Fire Code Assessor; FCCA- Fire Code Collecting Agent; FSI – Fire Safety Inspector; FSIC – Fire Safety Inspection Certificate; NOD – Notice of Disapproval; NTC – Notice to Comply; OP – Order of Payment.					MAXIMUM OF 1 DAY

REQUIREMENTS:

1. Photocopy of Valid FSIC (Issued in the Immediately Preceding Year)
2. Assessment of Business Permit Fee/Tax assessment bill from BPLO
3. Copy of Fire Insurance Policy (If any)

FSIC for Renewal Of Business Permit

BUREAU OF FIRE PROTECTION

ANNEX "F"

FRONTLINE SERVICE: FIRE SAFETY INSPECTION CERTIFICATE FOR RENEWAL OF BUSINESS PERMIT

CLIENT: BUILDING OWNER/TENANT/AUTHORIZED REPRESENTATIVE

REQUIREMENTS: 1. PHOTO COPY OF VALID FSIC (ISSUED IN THE IMMEDIATELY PRECEDING YEAR) 2. ASSESSMENT OF BUSINESS PERMIT FEE/TAX ASSESSMENT BILL FROM BPLO 3. COPY OF FIRE INSURANCE POLICY (IF ANY)

SCHEDULE OF THE AVAILABILITY OF THE SERVICE: MONDAY TO FRIDAY (EXCEPT HOLIDAYS), 8:00 AM TO 5:00 PM

FSIC FEES: 10% OF ALL FEES CHARGED BY BPLO IN GRANTING BUSINESS PERMIT. (OTHER FEES/TAXES PRESCRIBED UNDER RA 9514 AND ITS IRR NOT ASSESSED AND COLLECTED DURING APPLICATION PERIOD WILL BE ASSESSED AND COLLECTED AFTER REGULAR FIRE SAFETY INSPECTION)

HOW TO AVAIL OF THE SERVICES (FSIC FOR RENEWAL OF BUSINESS PERMIT)

STEPS	APPLICANT	AGENCY ACTION	OFFICE/PERSON RESPONSIBLE	LOCATION OF OFFICE	DURATION OF ACTIVITY
1	Apply for FSIC using Unified Form application form including the requirements.	Check completeness of application and endorse to Fire Code Assessor (FCA). Record to the Official Log Book the name of applicant and owner of the establishment and the time, date of application. In case of lacking requirements, CRO shall immediately inform in writing the applicant of such finding.	CRO	Local BFP Office or near BPLO Office during BOSS period	10 Minutes Max.
2	Wait for the release of Order of Payment (OP).	Assess Fire Code Fees/Taxes and issue assessment and OP.	FCA	Local BFP Office or near BPLO Office during BOSS period	10 Minutes Max.
3	Pay the assessed amount and submit copy of receipt of payment to CRO.	Receive payment from applicant and compile copy of receipt of payment.	FCCA	Local BFP Office or near BPLO Office during BOSS period or any authorized place	10 Minutes Max.
4	Receive Claim Stub.	Verify if FSIC is still valid or no existing violation of the Fire Code or if the establishment is not in the negative list. Check copy of receipt of payment and record to the logbook the amount paid and Official Receipt Number and date of payment, and issue Claim Stub. A validated FSIC will serve as basis for the BPLO to renew the Business Permit. (Note: The Claim Stub shall be stamped: "New FSIC will be issued on the date of the expiration of existing FSIC.")	CRO	Local BFP Office or near BPLO Office during BOSS period or any authorized place	20 Minutes Max.

MAXIMUM OF 1 DAY

INSPECTION PROCEDURE ONE (1) MONTH BEFORE THE EXPIRATION OF FSIC

		Assign Fire Safety Inspector and Issue Inspection Order.	C/MFM	Local BFP Office	15 Minutes
		Conduct Fire Safety Inspection and submit After Inspection Report (AIR) with supporting documents to Chief, FSEU, with recommendations, such as issuance of FSIC/NTC, NOD or OP.	C, FSEU	Local BFP Office	3 Hours
		Review/evaluate the Findings of FSI and recommend issuance of FSIC.	C, FSEU	Local BFP Office	45 minutes
		Final review/evaluation of the C, FSEU's recommendation.	C, FSEU	Local BFP Office	45 minutes
		Approve and sign three (3) copies of FSIC or NTC as the case may be.	C, FSEU	Local BFP Office	10 Minutes
		Record in the Official Logbook the FSIC/NTC number, date applied, name of applicant/owner and name of establishment, OR number and amount paid. Provide duplicate copy of FSIC/NTC to the designated BFP Records Custodian and BPLO. (Serve copy of NTC to the owner in case there is a violation of the Fire Code, copy furnished BPLO.)	C, FSEU	Local BFP Office	10 Minutes
5	Owner/Authorized representative presents Claim Stub. (A new FSIC will be issued if there is no violation during inspection)	Release FSIC to applicant through the CRO.	CRO	Local BFP Office	5 Minutes

MAXIMUM OF 1 DAY

LEGEND: AIR – After Inspection Report; BPLO – Business Permit and Licensing Office; C/MFM – City/Municipal Fire Marshal; C, FSEU – Chief, Fire Safety Enforcement Unit; CRO – Customer Relation Officer; D – District Fire Marshal who has jurisdiction over a city whose function is the same as that of City Fire Marshal; FCA – Fire Code Assessor; FCCA – Fire Code Collecting Agent; FSI – Fire Safety Inspector; FSIC – Fire Safety Inspection Certificate; NOD – Notice of Disapproval; NTC – Notice to Comply; OP – Order of Payment.

MAXIMUM OF 1 DAY

Renewal of FSIC for Business Permit without Valid FSIC or Expired FSIC / with existing violation of the Fire Code / included in the negative list

BUREAU OF FIRE PROTECTION

ANNEX "E"

FRONTLINE SERVICE: FIRE SAFETY INSPECTION CERTIFICATE FOR BUSINESS PERMIT

CLIENT: BUILDING OWNER/TENANT/AUTHORIZED REPRESENTATIVE

REQUIREMENTS: 1. PHOTO COPY OF PREVIOUS FSIC (IF ANY) 2. ASSESSMENT OF BUSINESS PERMIT FEE/TAX OR ASSESSMENT BILL FROM BPLO 3. COPY OF FIRE INSURANCE POLICY (IF ANY)

SCHEDULE OF THE AVAILABILITY OF THE SERVICE: MONDAY TO FRIDAY (EXCEPT HOLIDAYS), 8:00 AM TO 5:00 PM

FSIC FEES: 10% OF ALL FEES CHARGED BY BPLO IN GRANTING BUSINESS PERMIT. (OTHER FEES/TAXES PRESCRIBED UNDER RA 9514 AND ITS IRR NOT ASSESSED AND COLLECTED DURING APPLICATION PERIOD WILL BE ASSESSED AND COLLECTED AFTER REGULAR FIRE SAFETY INSPECTION)

HOW TO AVAIL OF THE SERVICES (RENEWAL OF FSIC FOR BUSINESS PERMIT WITHOUT VALID FSIC OR EXPIRED FSIC / WITH EXISTING VIOLATION OF THE FIRE CODE / INCLUDED IN THE NEGATIVE LIST)

STEPS	APPLICANT	AGENCY ACTION	OFFICE/PERSON RESPONSIBLE	LOCATION OF OFFICE	DURATION OF ACTIVITY
1	Apply for FSIC using the Unified Form with complete documentary requirements.	Check completeness of application and endorse to Fire Code Assessor (FCA). Record to the Official Log Book the name of applicant and owner of the establishment and the time, date of application. In case of lacking requirements CRO shall immediately inform in writing the applicant of such finding.	CRO	Local BFP Office or near BPLO Office during BOSS period	10 Minutes Max.
2	Wait for the release of Order of payment (OP).	Assess Fire Code Fees/Taxes and issue assessment and OP.	FCA	Local BFP Office or near BPLO Office during BOSS period	10 Minutes Max.
3	Pay the assessed amount and submit copy of receipt of payment to CRO.	Receive payment from applicant and compile copy of receipt of payment.	FCCA	Local BFP Office or near BPLO Office during BOSS period or any authorized place	10 Minutes Max.
4	Receive Claim Stub. (FSIC will be issued within a maximum period of 2 days from application if no violation found during inspection.)	Check copy of receipt of payment and record to the logbook the amount paid and Official Receipt Number and date of payment, and issue Claim Stub.	CRO	Local BFP Office or near BPLO Office during BOSS period or any authorized place	5 Minutes Max.
		Assign Fire Safety Inspector and Issue Inspection Order.	Chief, FSEU and C/MFM or DFM	Local BFP Office	15 Minutes
		Conduct Fire Safety Inspection and submit After Inspection Report (AIR) and supporting documents to Chief, FSEU, with appropriate findings and recommendations, such as issuance of FSIC/NTC, as the case may be.	FSI		3 Hours
		Review/evaluate the Findings of FSI and recommend to DFM or C/MFM the issuance of FSIC/NTC as the case maybe.	C, FSEU	Local BFP Office	2 Hours
		Final review/evaluation of the C, FSEU's recommendation for disposition.	DFM or C/MFM as the case maybe	Local BFP Office	2 Hours
		Approve and sign three (3) copies of FSIC or NTC as the case may be.	DFM or C/MFM as the case maybe	Local BFP Office	20 Minutes
		Record in the Official Logbook the FSIC/NTC number, date approved, validity, name of applicant/owner and name of establishment, OR number and amount paid. Provide duplicate copy of FSIC/NTC to the designated BFP Records Custodian and BPLO.	CRO, Records Custodian	Local BFP Office	10 Minutes
5	Owner/Authorized representative presents Claim Stub.	Release FSIC to applicant through the CRO. Serve copy of NTC to the owner in case there is a violation of the Fire Code, copy furnished BPLO.	CRO	Local BFP Office	5 Minutes
LEGEND: AIR – After Inspection Report; BPLO – Business Permit and Licensing Office; C/MFM – City/Municipal Fire Marshal; C, FSEU – Chief, Fire Safety Enforcement Unit; CRO – Customer Relation Officer; DFM – District Fire Marshal who has jurisdiction over a city whose function is the same as that of City Fire Marshal; FCA – Fire Code Assessor; FCCA - Fire Code Collecting Agent; FSI – Fire Safety Inspector; FSIC – Fire Safety Inspection Certificate; NOD – Notice of Disapproval; NTC – Notice to Comply; OP – Order of Payment.					MAXIMUM OF 2 DAYS

Renewal of FSIC for Business Permit without Valid FSIC or Expired FSIC / with existing violation of the Fire Code / included in the negative list

BUREAU OF FIRE PROTECTION

ANNEX "E"

FRONTLINE SERVICE: FIRE SAFETY INSPECTION CERTIFICATE FOR BUSINESS PERMIT

CLIENT: BUILDING OWNER/TENANT/AUTHORIZED REPRESENTATIVE

REQUIREMENTS: 1. PHOTO COPY OF PREVIOUS FSIC (IF ANY) 2. ASSESSMENT OF BUSINESS PERMIT FEE/TAX OR ASSESSMENT BILL FROM BPLO 3. COPY OF FIRE INSURANCE POLICY (IF ANY)

SCHEDULE OF THE AVAILABILITY OF THE SERVICE: MONDAY TO FRIDAY (EXCEPT HOLIDAYS), 8:00 AM TO 5:00 PM

FSIC FEES: 10% OF ALL FEES CHARGED BY BPLO IN GRANTING BUSINESS PERMIT. (OTHER FEES/TAXES PRESCRIBED UNDER RA 9514 AND ITS IRR NOT ASSESSED AND COLLECTED DURING APPLICATION PERIOD WILL BE ASSESSED AND COLLECTED AFTER REGULAR FIRE SAFETY INSPECTION)

HOW TO AVAIL THE SERVICES (RENEWAL OF FSIC FOR BUSINESS PERMIT WITHOUT VALID FSIC OR EXPIRED FSIC / WITH EXISTING VIOLATION OF THE FIRE CODE / INCLUDED IN THE NEGATIVE LIST)

STEPS	APPLICANT	DURATION OF ACTIVITY
1	Apply for FSIC Form with complete documentary	30 Minutes Max.
2	Wait for the receipt of payment (OP)	30 Minutes Max.
3	Pay the assessment and submit copy of payment to CF	30 Minutes Max.
4	Receive Claim Certificate to be issued within a period of 2 days after application if no violation during inspection	30 Minutes Max.
		15 Minutes
		1 Hour
		1 Hour
		1 Hour
		30 Minutes
		30 Minutes
5	Owner/Authorized representative Stub.	30 Minutes

REQUIREMENTS:

1. Photocopy of Previous FSIC (If any)
2. Assessment of Business Permit Fee / Tax or assessment bill from BPLO
3. Copy of Fire Insurance Policy (If any)

LEGEND: AIR – After Inspection Report; BPLO – Business Permit and Licensing Office; C/MFM – City/Municipal Fire Marshal; C, FSEU – Chief, Fire Safety Enforcement Unit; CRO – Customer Relation Officer; DFM – District Fire Marshal who has jurisdiction over a city whose function is the same as that of City Fire Marshal; FCA – Fire Code Assessor; FCCA- Fire Code Collecting Agent; FSI – Fire Safety Inspector; FSIC – Fire Safety Inspection Certificate; NOD – Notice of Disapproval; NTC – Notice to Comply; OP – Order of Payment.

MAXIMUM OF 2 DAYS

Renewal of FSIC for Business Permit without Valid FSIC or Expired FSIC / with existing violation of the Fire Code / included in the negative list

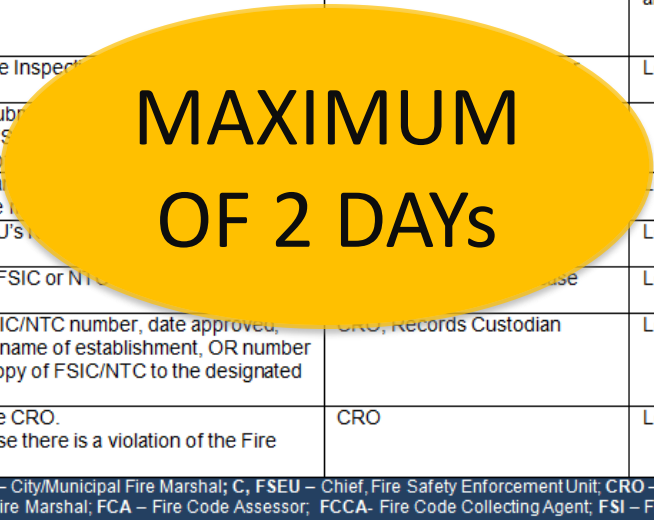
BUREAU OF FIRE PROTECTION

ANNEX "E"

FRONTLINE SERVICE: FIRE SAFETY INSPECTION CERTIFICATE FOR BUSINESS PERMIT
CLIENT: BUILDING OWNER/TENANT/AUTHORIZED REPRESENTATIVE
REQUIREMENTS: 1. PHOTO COPY OF PREVIOUS FSIC (IF ANY) 2. ASSESSMENT OF BUSINESS PERMIT FEE/TAX OR ASSESSMENT BILL FROM BPLO 3. COPY OF FIRE INSURANCE POLICY (IF ANY)
SCHEDULE OF THE AVAILABILITY OF THE SERVICE: MONDAY TO FRIDAY (EXCEPT HOLIDAYS), 8:00 AM TO 5:00 PM
FSIC FEES: 10% OF ALL FEES CHARGED BY BPLO IN GRANTING BUSINESS PERMIT. (OTHER FEES/TAXES PRESCRIBED UNDER RA 9514 AND ITS IRR NOT ASSESSED AND COLLECTED DURING APPLICATION PERIOD WILL BE ASSESSED AND COLLECTED AFTER REGULAR FIRE SAFETY INSPECTION)

HOW TO AVAIL OF THE SERVICES (RENEWAL OF FSIC FOR BUSINESS PERMIT WITHOUT VALID FSIC OR EXPIRED FSIC / WITH EXISTING VIOLATION OF THE FIRE CODE / INCLUDED IN THE NEGATIVE LIST)

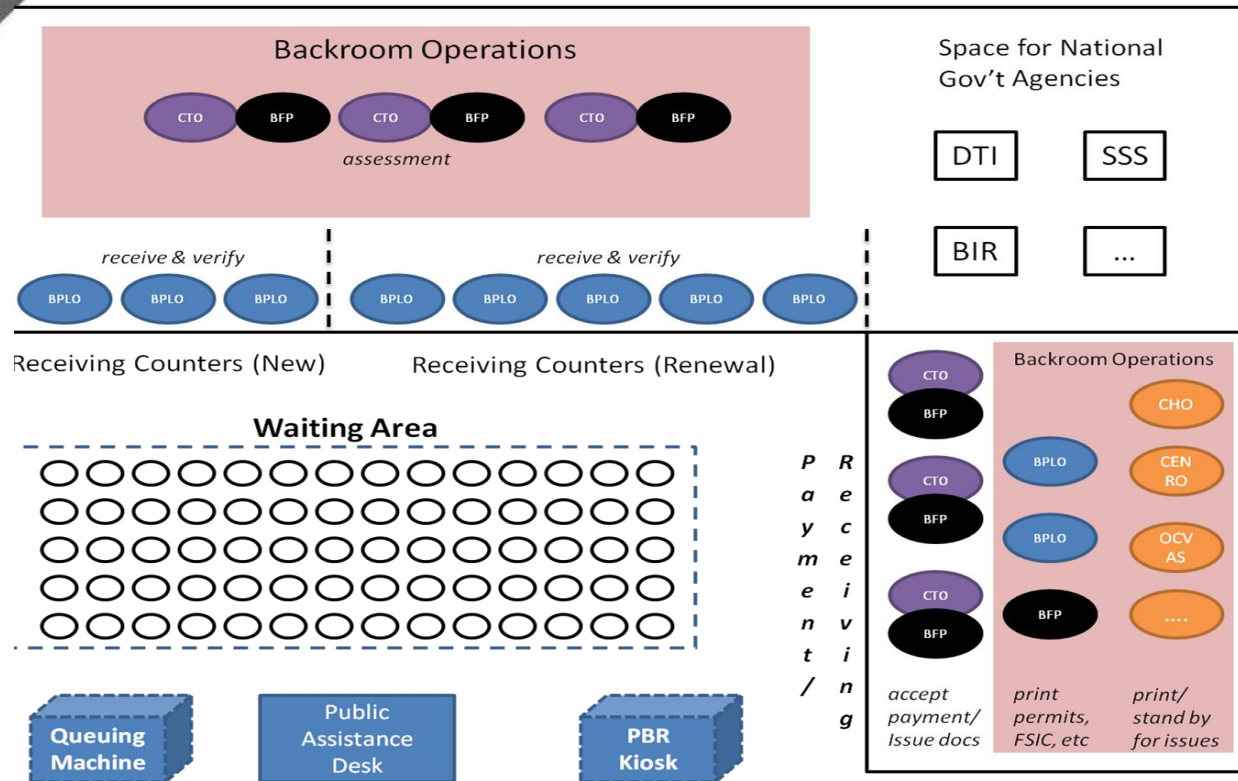
STEPS	APPLICANT	AGENCY ACTION	OFFICE/PERSON RESPONSIBLE	LOCATION OF OFFICE	DURATION OF ACTIVITY
1	Apply for FSIC using the Unified Form with complete documentary requirements.	Check completeness of application and endorse to Fire Code Assessor (FCA). Record to the Official Log Book the name of applicant and owner of the establishment and the time, date of application. In case of lacking requirements CRO shall immediately inform in writing the applicant of such finding.	CRO	Local BFP Office or near BPLO Office during BOSS period	10 Minutes Max.
2	Wait for the release of Order of payment (OP).	Assess Fire Code Fees/Taxes and issue assessment and OP.	FCA	Local BFP Office or near BPLO Office during BOSS period	10 Minutes Max.
3	Pay the assessed amount and submit copy of receipt of payment to CRO.	Receive payment from applicant and compile copy of receipt of payment.	FCCA	Local BFP Office or near BPLO Office during BOSS period or any authorized place	10 Minutes Max.
4	Receive Claim Stub. (FSIC will be issued within a maximum period of 2 days from application if no violation found during inspection.)	Check copy of receipt of payment and record to the logbook the amount paid and Official Receipt Number and date of payment, and issue Claim Stub.	CRO	Local BFP Office or near BPLO Office during BOSS period or any authorized place	5 Minutes Max.
		Assign Fire Safety Inspector and Issue Inspection Report		Local BFP Office	15 Minutes
		Conduct Fire Safety Inspection and submit report and supporting documents to Chief, Fire Safety Enforcement Unit for recommendations, such as issuance of NTC or FSI			3 Hours
		Review/evaluate the Findings of FSI and issue NTC or FSI		Local BFP Office	2 Hours
		Final review/evaluation of the C, FSEU's		Local BFP Office	2 Hours
		Approve and sign three (3) copies of FSIC or NTC		Local BFP Office	20 Minutes
		Record in the Official Logbook the FSIC/NTC number, date approved, validity, name of applicant/owner and name of establishment, OR number and amount paid. Provide duplicate copy of FSIC/NTC to the designated BFP Records Custodian and BPLO.	CRO, Records Custodian	Local BFP Office	10 Minutes
5	Owner/Authorized representative presents Claim Stub.	Release FSIC to applicant through the CRO. Serve copy of NTC to the owner in case there is a violation of the Fire Code, copy furnished BPLO.	CRO	Local BFP Office	5 Minutes



LEGEND: AIR – After Inspection Report; BPLO – Business Permit and Licensing Office; C/MFM – City/Municipal Fire Marshal; C, FSEU – Chief, Fire Safety Enforcement Unit; CRO – Customer Relation Officer; DFM – District Fire Marshal who has jurisdiction over a city whose function is the same as that of City Fire Marshal; FCA – Fire Code Assessor; FCCA- Fire Code Collecting Agent; FSI – Fire Safety Inspector; FSIC – Fire Safety Inspection Certificate; NOD – Notice of Disapproval; NTC – Notice to Comply; OP – Order of Payment.

MAXIMUM OF 2 DAYS

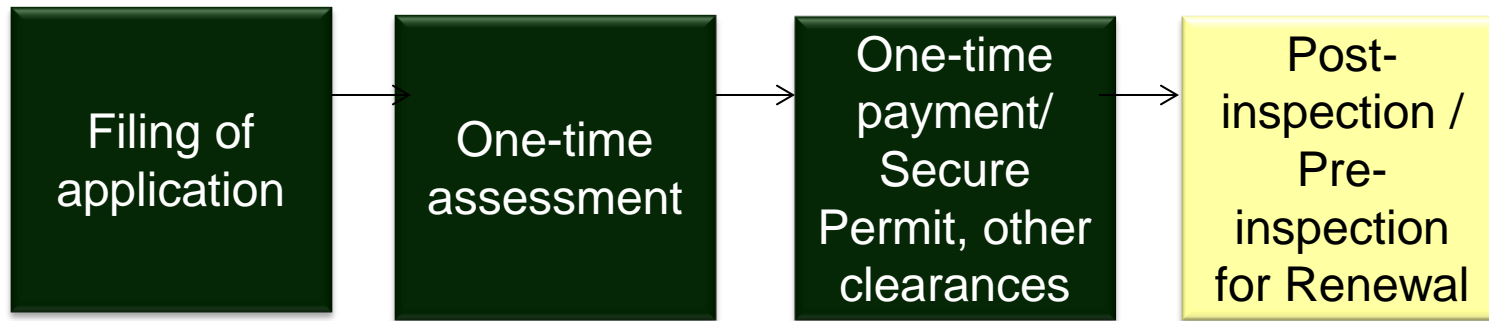
COMPLEMENTARY REFORMS: SETTING UP A BUSINESS ONE STOP SHOP



The co-location system shall be year round for all cities and during the business permit renewal period for all municipalities. The BFP shall designate a Fire Code Fees Assessor and Fire Code Fees Collecting Agent in the BPLO. The BFP shall coordinate with the Local Chief Executive and BPLO for the accommodation of their personnel.

COMPLEMENTARY REFORMS: ESTABLISHING AN LGU-BASED JOINT INSPECTION TEAM (JITs)

For faster processing time, limit inspections to pre and post.



- **Post-permit inspections serve as basis for renewal eligibility**
- **Organize/ Create Joint Inspection Teams (JITs) for greater efficiency and reduction in client burden**
 - **Can create 2 post-inspection joint teams (Disclosure Verification/ Safety)**
 - **Encourage joint inspections for pre-registration phase (Building/ Occupancy Permit stages)**

COMPLEMENTARY REFORMS: COMPUTERIZATION AND AUTOMATION

DICT has produced the following on BPLS Automation, available on its website :

1. **BPLS Planning and Implementation Guide : Computerizing Business Permits and Licensing Systems in the Philippines**
2. **BPLS Automation and Baseline Design Guide : Automation System Flows and Baseline Design.**

FEATURES :

- a) Retrieval of previously submitted information to minimize required forms or fields;
- b) Consolidation and retrieval of negative lists/positive findings for one-time verification;
- c) Assessment of business taxes, charges and fees;
- d) Printing of tax order of payment, and;
- e) Printing of business permit and other permits and clearances.

OTHER REFORMS:

- 1. Integration of barangay clearance in business permit process. Barangay clearance related to doing business may be issued at city or municipality provided that collections are remitted weekly to the concerned barangay.**
- 2. FSIC for non-critical or low risk businesses can be valid for more than 1 year depending on rules issued by BFP.**

COMPLIANCE TO NATIONAL LAWS AND REGULATORY REQUIREMENTS

- LGU as collecting agent
 - LGU may be designated to assess ordinary FIS fees equivalent to 10 percent of local fees.
 - BFP must be able to check accuracy of computation
 - BFP to certify tax order of payment
 - BFP may designate LGU as collecting agents for the FIS fees provided that LGU remits fees to the BFP no later than two (2) days after collection.
 - BFP may collect additional fees after their assessment

COMPLIANCE TO NATIONAL LAWS AND REGULATORY REQUIREMENTS

- National government agency requirements after the issuance of the business permit.
(Post-registration procedures)
 - One of the documentary requirement for a new business to be registered and issued a Tax Identification Number (TIN) is a **photocopy of Mayor's Business Permit (or duly received Application for Mayor's Business Permit, if the former is still in process with the LGU)**. This applies to single proprietorships, partnerships and corporations.
 - PAG-IBIG requirement for registration as employer is proof of business existence such as SEC/DTI/CDA certificate of registration **or Mayor's permit/business permit.**

COMPLIANCE TO NATIONAL LAWS AND REGULATORY REQUIREMENTS

- Requirement to register as an SSS employer for single proprietorship is authority to operate from government offices such as Registration of Business Name, **Business Permit**, or any proof of business operations.
- For backyard industries/ventures or micro-business enterprises, the requirement for PhilHealth registration is barangay certification or a mayor's permit.

COMPLIANCE TO NATIONAL LAWS AND REGULATORY REQUIREMENTS

- Joint DILG-PhilHealth-SSS-DTI Memorandum Circular No. 01, series of 2014 (May 09, 2014). New Procedures for Securing Clearances from the SSS, PhilHealth and for Renewing Business Permits and Other Purposes
- Section 1. In lieu of the requirement on the submission of an SSS clearance and proof of payment of PhilHealth premium contributions prior to the issuance of a Mayor's Permit, **the SSS and PhilHealth shall provide all cities and municipalities with a soft (electronic form), and hard copies of the annual list of delinquent employers, owners or operators of business establishments registered with or accredited by said agencies, not later than the end of November.**

COMPLIANCE TO NATIONAL LAWS AND REGULATORY REQUIREMENTS

- Section 5. All Local Chief Executives shall provide the SSS, PhilHealth, HDMF and DTI regional/branch offices with the following:
 - List of new and renewing business establishments that have been granted a Mayor's Permit to Operate.
 - A separate space in the Business One-Stop Shops (BOSS) set up by the cities and municipalities during the business renewal period every January . . .
- **Key elements:**
 - **Information sharing among departments**
 - **Use of appropriate technology for disseminating, sharing and verifying information**
 - **Open-data (open-government) basis**

ROLE OF INFORMATION TECHNOLOGY IN THE SIMPLIFIED PROCESS

- What is the current state of the LGU's information technology infrastructure?
- Are clients able or willing to operate in an electronic environment?
- Can the LGU can afford the indirect and direct costs of using technology?
 - Look for the appropriate level and use of IT in the simplified process

USE OF ONLINE AND ELECTRONIC MECHANISM FOR EFFICIENT BPLS PROCESS


- Online portal to accept online applications
- Electronic means of providing tax order of payments
- Online payment mechanisms
- Online means of transmitting permit and clearances

**DESIGNING
REFORMED
PROCESS FOR NEW
AND RENEWAL OF
BUSINESS PERMITS**

DRAFTING OF THE ACTION AGENDA FOR BPLS 2017 - 2022

GUIDELINES:

1. After identifying issues and concerns and discussions on the JMC 2016, each group will now draft their recommendations on how to address / resolve existing scenarios in their BPLS process
2. Using the template, all involved agencies / offices must contribute to the action agenda plan with concrete deliverables.
3. Time limit for this session is 30 minutes for discussion and 15 minutes for presentation

- 
- Consult stakeholders about their suggestions on how to improve the process
 - Draw the reformed process
 - Redraw your process table or process map
 - Redo your interface diagram
 - Finalize the reform implementation plan
 - Draft a proposed executive order or ordinance for the new process

Proposed Template for Action Agenda Plan for LGU-Based BPLS Process

Suggested Activities	Responsible Unit/s	Resources	Target Date of Implementation	Deliverables

KINDLY SUBMIT YOUR OUTPUT NLT, July 24 at admin@competitive.org.ph

Thank you.

**THANK
YOU!**