



NATIONAL
COMPETITIVENESS
COUNCIL | PHILIPPINES


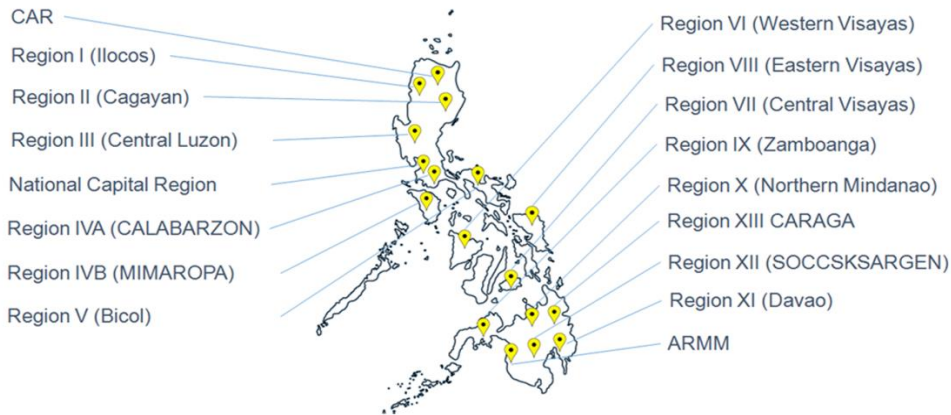


Cities & Municipalities Competitiveness Index



About the RCCs

Regional Competitiveness Committees



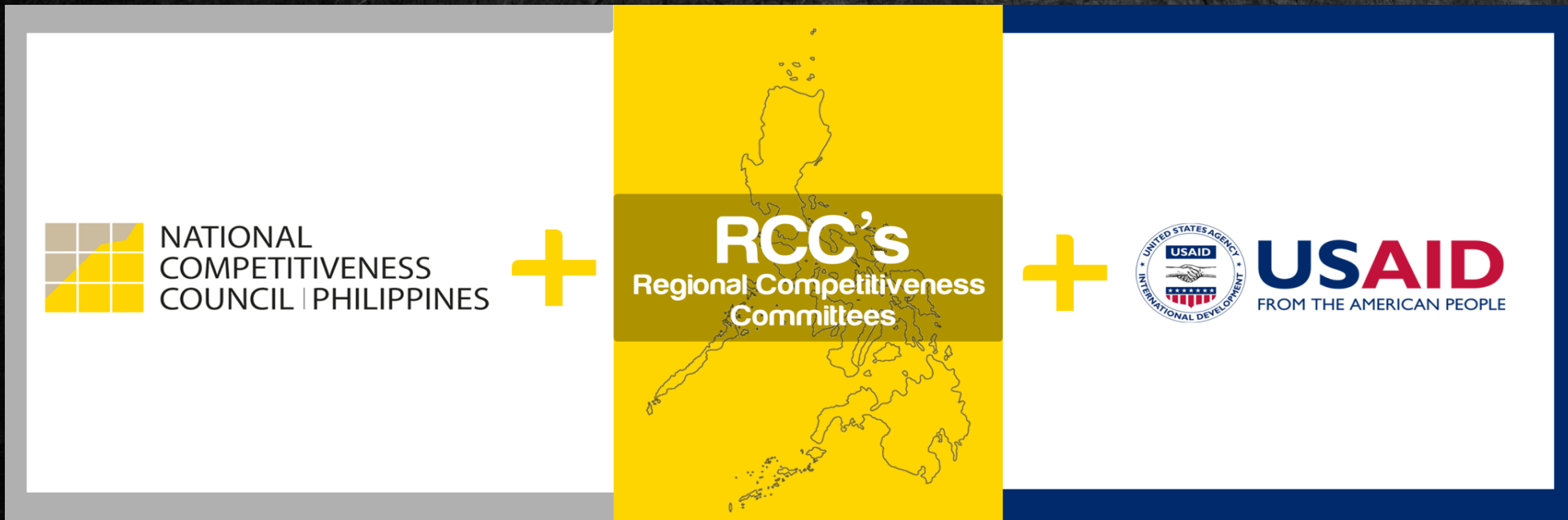
The RCCs are tasked to:

- Regularly measure local competitiveness indicators
- Formulate programs to improve competitiveness
- Engage in investment promotion activities to attract investors and create new jobs




Overview

The Cities and Municipalities Competitiveness Index is an annual ranking of Philippine cities and municipalities developed by the National Competitiveness Council through the Regional Competitiveness Committees (RCCs) with the assistance of the United States Agency for International Development.



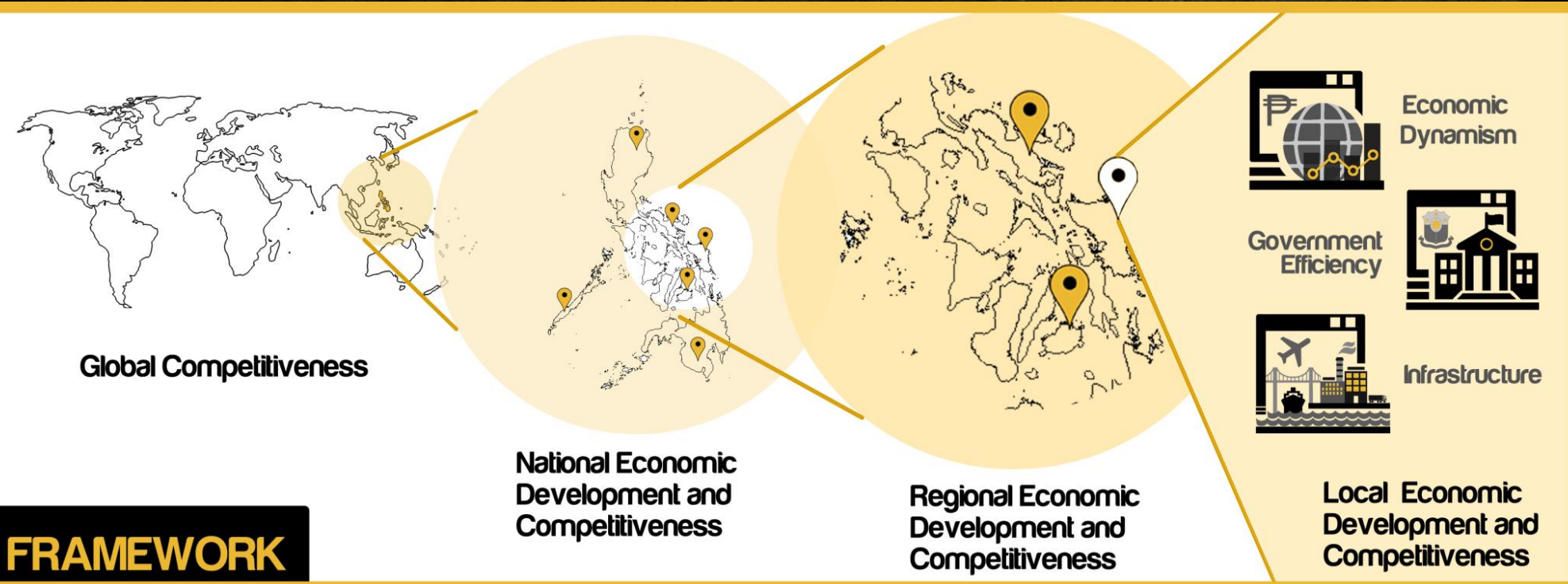
Uses of the Index



- The Index can be used as a diagnostic tool by local government officials to assess the competitiveness of their city or municipality and identify areas for improvement and collaboration. Data can provide insight for policy making, development planning and investment promotion.
- For the business community, the Index can serve as a guide in deciding where to locate. Aside from the overall score, data on the different indicators will prove valuable depending on the specific needs of their business.
- The Index also paints a general picture of Philippine cities and municipalities which may be used by the academe, civil society and even tourists as a take-off point for further research.



CMCI Framework



Indicators

ECONOMIC DYNAMISM	GOVERNMENT EFFICIENCY	INFRASTRUCTURE
-Size of Local Economy	-Health	-Existing Road Network
-Growth of Local Economy	-Schools	-Distance of Center to Major Ports
-Jobs	-Security	-DOT Accredited Accommodations
-Inflation Rate	-Business Registration Efficiency	-Availability of Basic Utilities
-Cost of Doing Business	-Investment Promotion	-Annual Investments in Infrastructure
-Financial Institutions	-Compliance to National Directives for LGUs	-Connection to ICT
-Productivity	-Ratio of LGU collected tax to LGU revenues	-Number of Public Transportations
-Business Groups	-Transparency Score in LGPMS	-Health Infrastructure
	-Economic Governance Score in LGPMS	-Education Infrastructure
	-LGU Competitions Related Awards	-Number of ATMs



Ranking Categories

Competitiveness Ranking Categories



3rd to 6th Class
Municipalities

1st to 2nd Class
Municipalities

Component
Cities

Highly Urbanized
Cities

Provinces

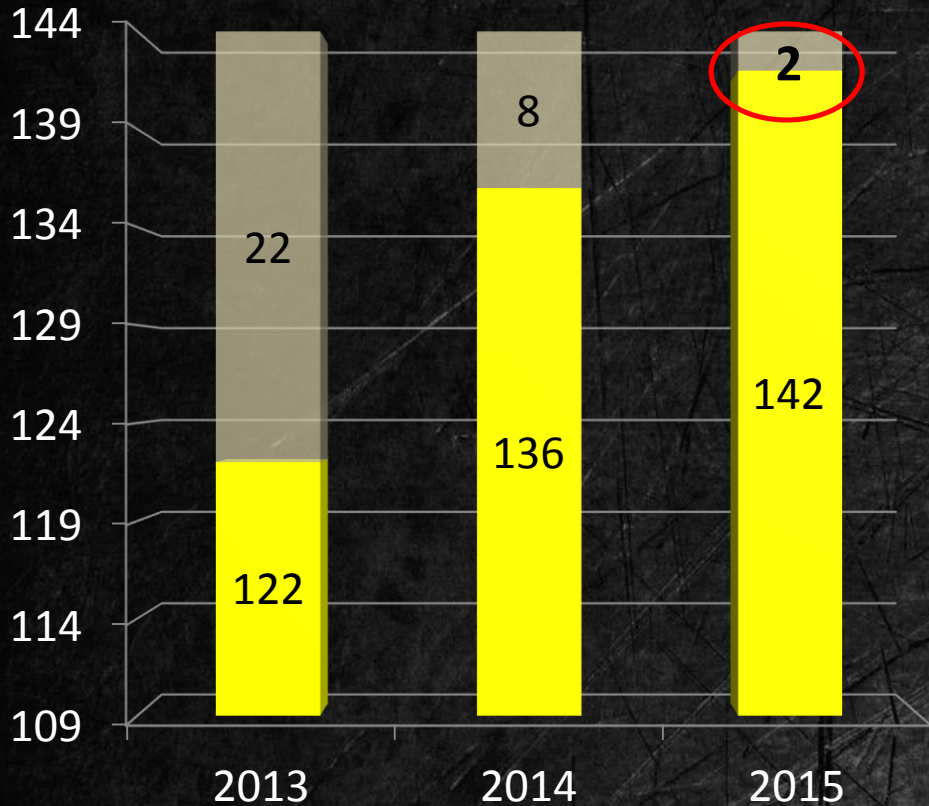


Coverage



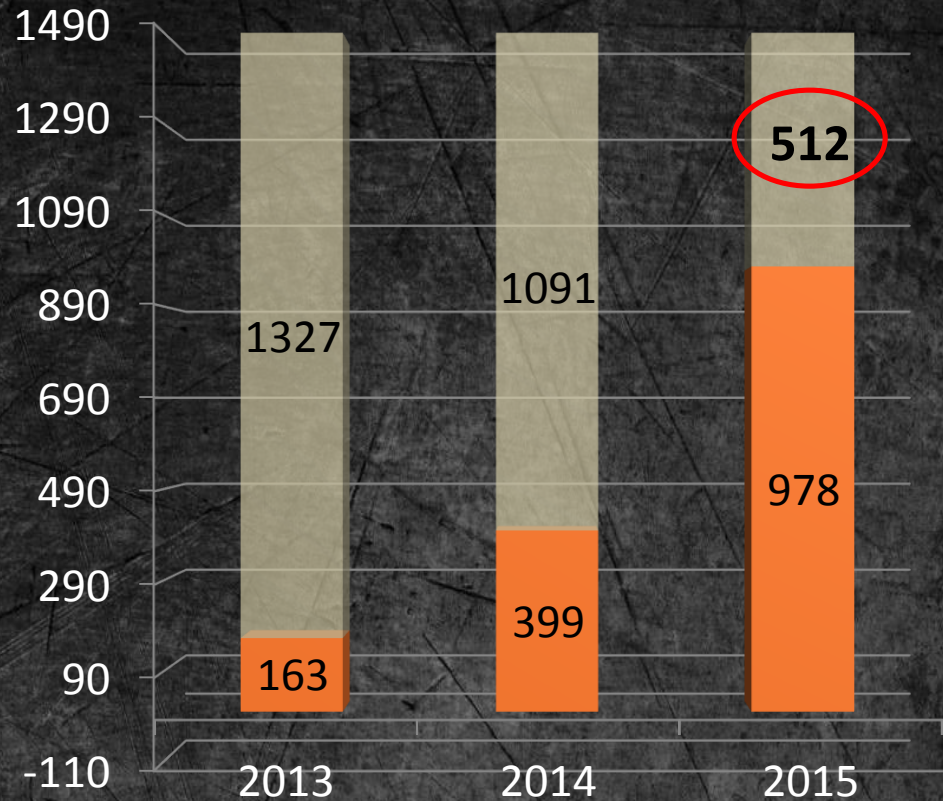
Local Governments Covered Since 2013

Out of 144 Cities



2 remaining cities are in ARMM (Lamitan City, Basilan and Marawi City, Lanao del Sur.)

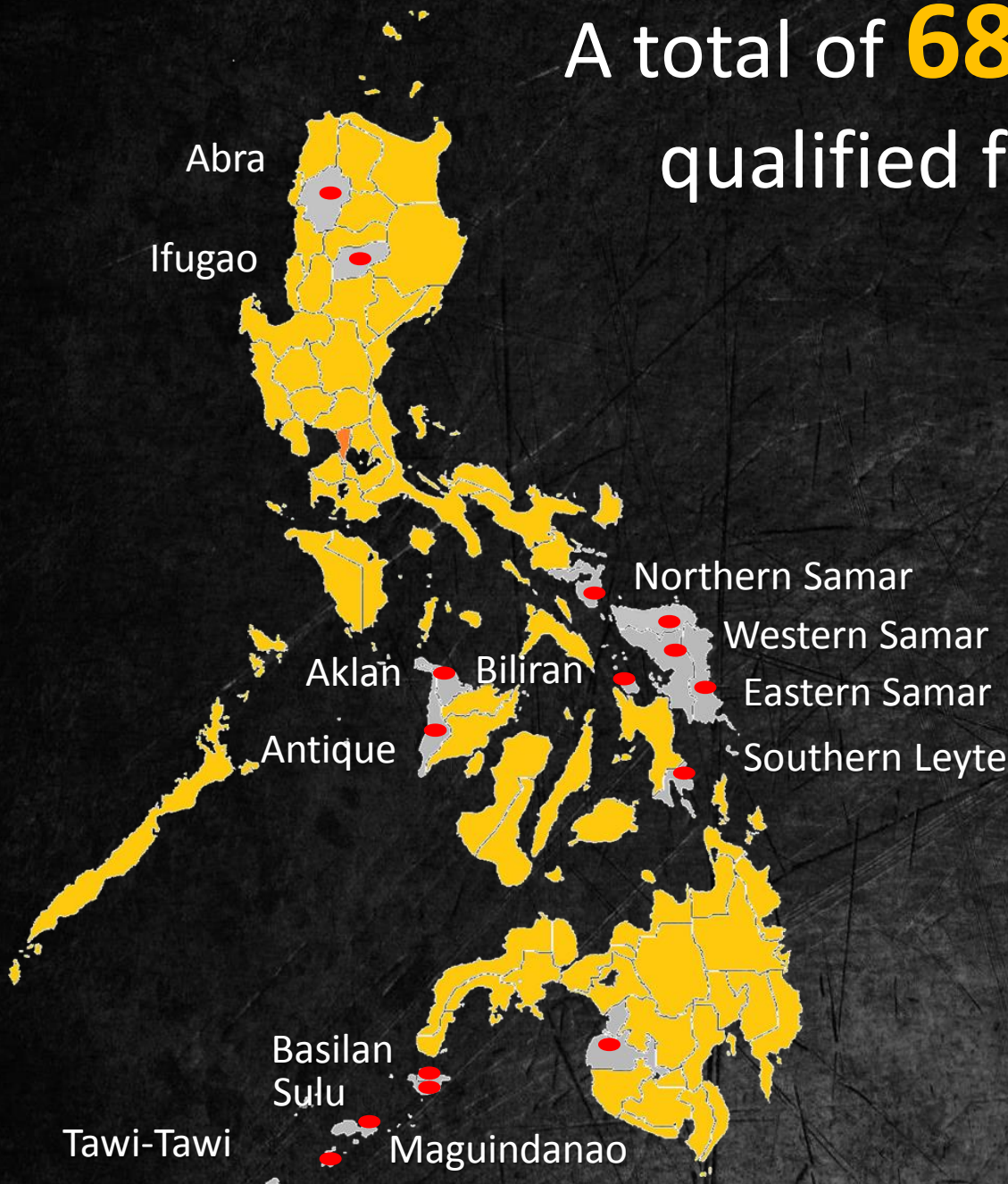
Out of 1490 Municipalities



512 remaining municipalities.

Out of 1,634 local governments in the Philippines

A total of **68** out of 81 provinces qualified for provincial ranking



13 remaining provinces

Qualification of a Province



- To qualify for the ranking of the "Most Competitive Province", the combined population of all participating LGUs under the province should constitute at least 60% of the TOTAL PROVINCIAL POPULATION..



Scoring

- Separate rankings were made for cities and municipalities.



=

An icon representing economic dynamism, featuring a computer monitor with a globe and a line graph with three data points.

Economic Dynamism
Score (33.33)

A simple black outline of a downward-pointing arrow.

Sum of scores on
8 indicators (4.17)

+

An icon representing government efficiency, featuring a computer monitor with a government building and a flag.

Government Efficiency
Score (33.33)

A simple black outline of a downward-pointing arrow.

Sum of scores on
10 indicators (3.33)

+

An icon representing infrastructure, featuring a computer monitor with a bridge, a ship, and a factory.

Infrastructure
Score (33.33)

A simple black outline of a downward-pointing arrow.

Sum of scores on
10 indicators (3.33)



Scoring

- To standardize the computations, the standard formula for the human development index was adopted:

$$\frac{\text{Actual value (x) - Minimum Value (x)}}{\text{Maximum value (x) - Minimum Value (x)}}$$

- The resulting value is then multiplied to the identified weight per indicator.

NOTE: Some data, such as those requiring a yes or no answer or growth rates, were subject to a special scoring system so they could be reflected in the rankings.



SCORING (per indicator)

Number of Financial Institutions (2013 Data)	215	Minimum Value		
	64,515	Maximum Value		
	4.1667	Indicator Index Score		
City	DATA	Rank	Index Value	Indicator Index Score
Quezon City (max value)	64,515	1	1.000	4.1667
Manila City	56,365	2	0.873	3.6385
Makati City	35,534	3	0.549	2.2887
Davao City	33,714	4	0.521	2.1707
Palayan City (min value)	215	124	-	-
Bais City (no data)	NDA	-	-	-



Provincial Scoring




$$\sum_{i=1}^N w_i (\text{LGU score})_i, \quad i = \text{all LGU scores in the province}$$

where: $w = 0.5x + 0.5y$, $x = \frac{\text{LGU Population}}{\text{Total Provincial Population}}$
 $y = \frac{\text{LGU Income}}{\text{Total Provincial Income}}$

- For qualified provinces, the score is calculated as the population and income weighted average of the LGUs covered.
- Aggregate scores of LGUs covered.
- Scores are based on Overall Scores of participating Cities and Municipalities in the province and not the category scores.



Sample Provincial Scoring



LGU	LGU Population	% to Total Population	Population weight (0.5)	LGU Revenue	% to Total Revenue	Revenue weight (0.5)	Total LGU Weight	LGU Overall Score	Provincial Score
LGU1	28,063	0.16	0.08	1,321,628	0.04	0.02	0.10	11.122440	1.1635
LGU2	19,393	0.11	0.06	1,506,319	0.05	0.03	0.08	27.020065	2.2259
LGU3	35,779	0.21	0.10	2,702,841	0.09	0.05	0.15	23.132299	3.4858
LGU4	20,669	0.12	0.06	2,008,968	0.07	0.03	0.09	16.122988	1.5263
LGU5	66,951	0.39	0.20	21,848,648	0.74	0.37	0.57	26.048935	14.7867
Total	170,855		0.5	29,388,405		0.5	1.00		23.1883

Σ (sum)

PROVINCIAL SCORE



2015 CMCI Results



Top 10 Provinces



RANK	PROVINCE	REGION
1	Davao del Sur	Region XI - Davao Region
2	Misamis Oriental	Region X - Northern Mindanao
3	Cebu	Region VII - Central Visayas
4	South Cotabato	Region XII - SOCCSKSARGEN
5	Zamboanga del Sur	Region IX - Zamboanga Peninsula
6	Rizal	Region IVA- CALABARZON
7	Agusan del Norte	Region XIII - Caraga Region
8	Benguet	Cordillera Administrative Region
9	Cavite	Region IVA- CALABARZON
10	Camiguin	Region X - Northern Mindanao

view full rankings at www.competitive.org.ph/cmindex



Top 10 Highly Urbanized Cities: Overall



RANK	LOCAL GOVERNMENT	PROVINCE	REGION
1	Manila	Metro Manila	National Capital Region
2	Makati	Metro Manila	National Capital Region
3	Cebu	Cebu	Region VII - Central Visayas
4	Quezon	Metro Manila	National Capital Region
5	Davao	Davao del Sur	Region XI - Davao Region
6	Cagayan de Oro	Misamis Oriental	Region X - Northern Mindanao
7	Paranaque	Metro Manila	National Capital Region
8	Valenzuela	Metro Manila	National Capital Region
9	Caloocan	Metro Manila	National Capital Region
10	Iloilo	Iloilo	Region VI - Western Visayas

view full rankings at www.competitive.org.ph/cmindex



Top 10 Highly Urbanized Cities: Economic Dynamism



RANK	LOCAL GOVERNMENT	PROVINCE	REGION
1	Quezon	Metro Manila	National Capital Region
2	Makati	Metro Manila	National Capital Region
3	Paranaque	Metro Manila	National Capital Region
4	Manila	Metro Manila	National Capital Region
5	Caloocan	Metro Manila	National Capital Region
6	Cebu	Cebu	Region VII - Central Visayas
7	Muntinlupa	Metro Manila	National Capital Region
8	Pasig	Metro Manila	National Capital Region
9	Davao	Davao del Sur	Region XI - Davao Region
10	Valenzuela	Metro Manila	National Capital Region

view full rankings at www.competitive.org.ph/cmindex



Top 10 Highly Urbanized Cities: Government Efficiency



RANK	LOCAL GOVERNMENT	PROVINCE	REGION
1	Iloilo	Iloilo	Region VI - Western Visayas
2	Cagayan de Oro	Misamis Oriental	Region X - Northern Mindanao
3	Makati	Metro Manila	National Capital Region
4	Butuan	Agusan del Norte	Region XIII - Caraga Region
5	Davao	Davao del Sur	Region XI - Davao Region
6	Baguio	Benguet	Cordillera Administrative Region
7	Manila	Metro Manila	National Capital Region
8	Valenzuela	Metro Manila	National Capital Region
9	Angeles	Pampanga	Region III - Central Luzon
10	Cebu	Cebu	Region VII - Central Visayas

view full rankings at www.competitive.org.ph/cmindex



Top 10 Highly Urbanized Cities: Infrastructure



RANK	LOCAL GOVERNMENT	PROVINCE	REGION
1	Manila	Metro Manila	National Capital Region
2	Makati	Metro Manila	National Capital Region
3	Cebu	Cebu	Region VII - Central Visayas
4	Quezon	Metro Manila	National Capital Region
5	Davao	Davao del Sur	Region XI - Davao Region
6	Cagayan de Oro	Misamis Oriental	Region X - Northern Mindanao
7	Paranaque	Metro Manila	National Capital Region
8	Valenzuela	Metro Manila	National Capital Region
9	Caloocan	Metro Manila	National Capital Region
10	Iloilo	Iloilo	Region VI - Western Visayas

view full rankings at www.competitive.org.ph/cmindex



Top 10 Component Cities: Overall



RANK	LOCAL GOVERNMENT	PROVINCE	REGION
1	Naga (CS)	Camarines Sur	Region V - Bicol Region
2	San Fernando (PA)	Pampanga	Region III - Central Luzon
3	Imus	Cavite	Region IVA- CALABARZON
4	Cotabato	Cotabato	Region XII - SOCCSKSARGEN
5	Bacoor	Cavite	Region IVA- CALABARZON
6	Antipolo	Rizal	Region IVA- CALABARZON
7	Dasmaringas	Cavite	Region IVA- CALABARZON
8	Tagum	Davao del Norte	Region XI - Davao Region
9	San Fernando (LU)	La Union	Region I - Ilocos Region
10	Batangas	Batangas	Region IVA- CALABARZON

view full rankings at www.competitive.org.ph/cmindex



Top 10 Component Cities: Economic Dynamism



RANK	LOCAL GOVERNMENT	PROVINCE	REGION
1	Naga (CS)	Camarines Sur	Region V - Bicol Region
2	Imus	Cavite	Region IVA- CALABARZON
3	Tagum	Davao del Norte	Region XI - Davao Region
4	San Jose Del Monte	Bulacan	Region III - Central Luzon
5	San Pedro	Laguna	Region IVA- CALABARZON
6	Dasmaringas	Cavite	Region IVA- CALABARZON
7	Binan	Laguna	Region IVA- CALABARZON
8	Batangas	Batangas	Region IVA- CALABARZON
9	Lipa	Batangas	Region IVA- CALABARZON
10	San Fernando (PA)	Pampanga	Region III - Central Luzon

view full rankings at www.competitive.org.ph/cmindex



Top 10 Component Cities: Government Efficiency



RANK	LOCAL GOVERNMENT	PROVINCE	REGION
1	Naga (CS)	Camarines Sur	Region V - Bicol Region
2	Kidapawan	North Cotabato	Region XII - SOCCSKSARGEN
3	San Fernando (PA)	Pampanga	Region III - Central Luzon
4	Tabaco	Albay	Region V - Bicol Region
5	Balanga	Bataan	Region III - Central Luzon
6	Cotabato	Cotabato	Region XII - SOCCSKSARGEN
7	Vigan	Ilocos Sur	Region I - Ilocos Region
8	Laoag	Ilocos Norte	Region I - Ilocos Region
9	Ozamiz	Misamis Occidental	Region X - Northern Mindanao
10	San Fernando (LU)	La Union	Region I - Ilocos Region

view full rankings at www.competitive.org.ph/cmindex



Top 10 Component Cities: Infrastructure



RANK	LOCAL GOVERNMENT	PROVINCE	REGION
1	Naga (CS)	Camarines Sur	Region V - Bicol Region
2	Dasmarinas	Cavite	Region IVA- CALABARZON
3	Antipolo	Rizal	Region IVA- CALABARZON
4	Bacoor	Cavite	Region IVA- CALABARZON
5	San Fernando (PA)	Pampanga	Region III - Central Luzon
6	Calamba	Laguna	Region IVA- CALABARZON
7	Santa Rosa	Laguna	Region IVA- CALABARZON
8	Cotabato	Cotabato	Region XII - SOCCSKSARGEN
9	Imus	Cavite	Region IVA- CALABARZON
10	Calapan	Oriental Mindoro	Region IVB- MIMAROPA

view full rankings at www.competitive.org.ph/cmindex



Top 10 1st to 2nd Class Municipalities: Overall



RANK	LOCAL GOVERNMENT	PROVINCE	REGION
1	General Trias	Cavite	Region IVA- CALABARZON
2	Santa Maria (BU)	Bulacan	Region III - Central Luzon
3	Taytay (RL)	Rizal	Region IVA- CALABARZON
4	Kabacan	North Cotabato	Region XII - SOCCSKSARGEN
5	Kalibo	Aklan	Region VI - Western Visayas
6	Angono	Rizal	Region IVA- CALABARZON
7	Daan Bantayan	Cebu	Region VII - Central Visayas
8	Santa Barbara (IO)	Iloilo	Region VI - Western Visayas
9	Midsayap	North Cotabato	Region XII - SOCCSKSARGEN
10	Polomolok	South Cotabato	Region XII - SOCCSKSARGEN

view full rankings at www.competitive.org.ph/cmindex



Top 10 1st to 2nd Class Municipalities: Economic Dynamism



RANK	LOCAL GOVERNMENT	PROVINCE	REGION
1	General Trias	Cavite	Region IVA- CALABARZON
2	Santa Maria (BU)	Bulacan	Region III - Central Luzon
3	Lupon	Davao Oriental	Region XI - Davao Region
4	Cainta	Rizal	Region IVA- CALABARZON
5	Polangui	Albay	Region V - Bicol Region
6	Daan Bantayan	Cebu	Region VII - Central Visayas
7	Taytay (RL)	Rizal	Region IVA- CALABARZON
8	Kabacan	North Cotabato	Region XII - SOCCSKSARGEN
9	Polomolok	South Cotabato	Region XII - SOCCSKSARGEN
10	Malay	Aklan	Region VI - Western Visayas

view full rankings at www.competitive.org.ph/cmindex



Top 10 1st to 2nd Class Municipalities: Government Efficiency



RANK	LOCAL GOVERNMENT	PROVINCE	REGION
1	Santa Barbara (IO)	Iloilo	Region VI - Western Visayas
2	Midsayap	North Cotabato	Region XII - SOCCSKSARGEN
3	Agoo	La Union	Region I - Ilocos Region
4	Maramag	Bukidnon	Region X - Northern Mindanao
5	Kalibo	Aklan	Region VI - Western Visayas
6	San Jose (AE)	Antique	Region VI - Western Visayas
7	Sablayan	Occidental Mindoro	Region IVB- MIMAROPA
8	San Francisco (AS)	Agusan del Sur	Region XIII - Caraga Region
9	Tubod (LN)	Lanao del Norte	Region X - Northern Mindanao
10	Tubigon	Bohol	Region VII - Central Visayas

view full rankings at www.competitive.org.ph/cmindex



Top 10 1st to 2nd Class Municipalities: Infrastructure



RANK	LOCAL GOVERNMENT	PROVINCE	REGION
1	Angono	Rizal	Region IVA- CALABARZON
2	Malay	Aklan	Region VI - Western Visayas
3	Taytay (RL)	Rizal	Region IVA- CALABARZON
4	Cainta	Rizal	Region IVA- CALABARZON
5	Silang	Cavite	Region IVA- CALABARZON
6	General Trias	Cavite	Region IVA- CALABARZON
7	Kabacan	North Cotabato	Region XII - SOCCSKSARGEN
8	Daet	Camarines Norte	Region V - Bicol Region
9	Balayan	Batangas	Region IVA- CALABARZON
10	Malungon	Sarangani	Region XII - SOCCSKSARGEN

view full rankings at www.competitive.org.ph/cmindex



Top 10 3rd to 6th Class Municipalities: Overall



RANK	LOCAL GOVERNMENT	PROVINCE	REGION
1	Mambajao	Camiguin	Region X - Northern Mindanao
2	Baler	Aurora	Region III - Central Luzon
3	Infanta	Quezon	Region IVA- CALABARZON
4	Nasipit	Agusan del Norte	Region XIII - Caraga Region
5	Abucay	Bataan	Region III - Central Luzon
6	Jimenez	Misamis Occidental	Region X - Northern Mindanao
7	Pagsanjan	Laguna	Region IVA- CALABARZON
8	Taal	Batangas	Region IVA- CALABARZON
9	Jordan	Guimaras	Region VI - Western Visayas
10	Tigaon	Camarines Sur	Region V - Bicol Region

view full rankings at www.competitive.org.ph/cmindex



Top 10 3rd to 6th Class Municipalities: Economic Dynamism



RANK	LOCAL GOVERNMENT	PROVINCE	REGION
1	Nasipit	Agusan del Norte	Region XIII - Caraga Region
2	Mambajao	Camiguin	Region X - Northern Mindanao
3	Jagna	Bohol	Region VII - Central Visayas
4	Pagudpud	Ilocos Norte	Region I - Ilocos Region
5	Pila	Laguna	Region IVA- CALABARZON
6	Infanta	Quezon	Region IVA- CALABARZON
7	Sanchez-Mira	Cagayan	Region II - Cagayan Valley
8	Calamba	Misamis Occidental	Region X - Northern Mindanao
9	Jordan	Guimaras	Region VI - Western Visayas
10	Roxas (ZN)	Zamboanga del Norte	Region IX - Zamboanga Peninsula

view full rankings at www.competitive.org.ph/cmindex



Top 10 3rd to 6th Class Municipalities: Government Efficiency



RANK	LOCAL GOVERNMENT	PROVINCE	REGION
1	Paoay	Ilocos Norte	Region I - Ilocos Region
2	Mambajao	Camiguin	Region X - Northern Mindanao
3	Jimenez	Misamis Occidental	Region X - Northern Mindanao
4	Llanera	Nueva Ecija	Region III - Central Luzon
5	Kolambugan	Lanao del Norte	Region X - Northern Mindanao
6	Baler	Aurora	Region III - Central Luzon
7	Torrijos	Marinduque	Region IVB- MIMAROPA
8	Morong (BN)	Bataan	Region III - Central Luzon
9	Tigaon	Camarines Sur	Region V - Bicol Region
10	Abucay	Bataan	Region III - Central Luzon

view full rankings at www.competitive.org.ph/cmindex



Top 10 3rd to 6th Class Municipalities: Infrastructure



RANK	LOCAL GOVERNMENT	PROVINCE	REGION
1	Taal	Batangas	Region IVA- CALABARZON
2	Baler	Aurora	Region III - Central Luzon
3	Infanta	Quezon	Region IVA- CALABARZON
4	Pagsanjan	Laguna	Region IVA- CALABARZON
5	Abucay	Bataan	Region III - Central Luzon
6	Mambajao	Camiguin	Region X - Northern Mindanao
7	Noveleta	Cavite	Region IVA- CALABARZON
8	Tayug	Pangasinan	Region I - Ilocos Region
9	Cordova	Cebu	Region VII - Central Visayas
10	Imelda	Zamboanga Sibugay	Region IX - Zamboanga Peninsula

view full rankings at www.competitive.org.ph/cmindex



5



Province:

Davao del Sur

Region:

Region XI - Davao Region

Population

1,449,296

Mayor

Hon. Rodrigo R. Duterte

Website:

www.davaocity.gov.ph

Contact Nos:

Tel: 224-5878; Fax: 224-1030

Mailing Address:

City Hall of Davao, San Pedro St., Davao City

	OVERALL		CATEGORY	
	Rank	Score	Rank	Score
Overall Total Score	5	46.1059	5	46.8097
Economic Dynamism	6	11.8431	9	11.9798
Local Economy Size	10	0.824115	8	0.921499
Local Economy Growth	75	0.285875	21	0.944528
Jobs	5	1.868589	5	1.859406
Cost of Living	46	3.034420	21	2.651515
Cost of Doing Business	84	3.400784	12	3.287691
Financial Institutions	6	2.093736	6	1.979566
Productivity	50	0.069242	19	0.069242
Business Groups	26	0.266342	13	0.266342

5



Province:

Davao del Sur

Region:

Region XI - Davao Region

Population

1,449,296

Mayor

Hon. Rodrigo R. Duterte

Website:

www.davaocity.gov.ph

Contact Nos:

Tel: 224-5878; Fax: 224-1030

Mailing Address:

City Hall of Davao, San Pedro St., Davao City

Government Efficiency	5	21.7987	5	22.7168
Capacity of Health Services	2	2.494899	2	2.480003
Capacity of Schools	112	0.413100	30	0.564625
Police to Population	50	0.499357	21	0.799779
Business Registration Efficiency	24	2.895966	4	3.001455
Investment Promotion	1	3.333333	1	3.333333
Compliance to National Directives	1	3.333333	1	3.333333
LGU Tax	21	1.613771	10	1.989289
Transparency	1	3.333333	1	3.333333
Economic Governance	63	3.000000	14	3.000000
LGU Awards	12	0.881643	5	0.881643

5



Province:

Davao del Sur

Region:

Region XI - Davao Region

Population

1,449,296

Mayor

Hon. Rodrigo R. Duterte

Website:

www.davaocity.gov.ph

Contact Nos:

Tel: 224-5878; Fax: 224-1030

Mailing Address:

City Hall of Davao, San Pedro St., Davao City

Infrastructure	7	12.46407	7	12.11307
Road Network	128	0.000340	33	0.000000
Distance to Ports	22	3.264971	5	3.003244
Accommodations	13	0.595270	10	0.595270
Availability of Utilities	127	3.237489	29	3.148618
Infrastructure Investment	83	0.317462	21	0.468913
Connection to ICT	2	1.142600	2	1.133695
Transportation	18	0.515597	12	0.460942
Health	3	1.135113	3	1.129751
Education	5	0.916650	3	0.883500
ATM	4	1.338581	4	1.289137

Thank you!



NATIONAL
COMPETITIVENESS
COUNCIL | PHILIPPINES



www.facebook.com/Compete.Philippines



www.twitter.com/ncc_PH



www.instagram.com/ncc_PH