



NATIONAL
COMPETITIVENESS
COUNCIL | PHILIPPINES

GAMEPLAN 2.0

Updates on Ease of Doing Business Reforms

MR. GUILLERMO M. LUZ
Private Sector Co-Chair, NCC


March 21, 2014
SGV Hall AIM Conference Center, Makati City



GLOBAL COMPETITIVENESS REPORT CARD

REPORT	2014 RANK	2013 RANK	2012 RANK	2011 RANK	CHANGE	ASEAN	NEXT REPORT	SOURCE	TARGET
1. WEF Global Competitiveness Index		59/148	65/144	75/142	↑ 6	6 of 10	Sep-14	WEF	49
2. IFC Ease of Doing Business		108/189	138/185	136/183	↑ 30	6 of 10	Oct-14	IFC	63
3. IMD World Competitiveness Report		38/60	43/59	41/59	↑ 5	4 of 5	May-14	IMD	20
4. TI Corruption Perception Index		94/177	105/179	129/183	↑ 11	4 of 10	Dec-13	Transparency International	60
5.* Economic Freedom Index	89/178	97/177	107/179	115/179	↑ 8	5 of 7	Jan-14	Heritage Foundation	59
6. Global Information Technology Report		86/144	86/142	86/138	no change	6 of 7	Apr-14	WEF	47
7. Travel and Tourism Report		82/140	n/a	94/139	↑ 12	7 of 8	Mar-15	WEF	46
8. Global Innovation Index		90/142	95/141	91/125	↑ 5	7 of 9	Jul-14	WIPO	47
9. Logistics Performance Index		--	52/155	44/155	↓ 8	4 of 9	Feb-14	World Bank	51
10. Failed States Index		59/178	56/177	51/177	↑ 3	7 of 10	Jun-14	Fund for Peace	118

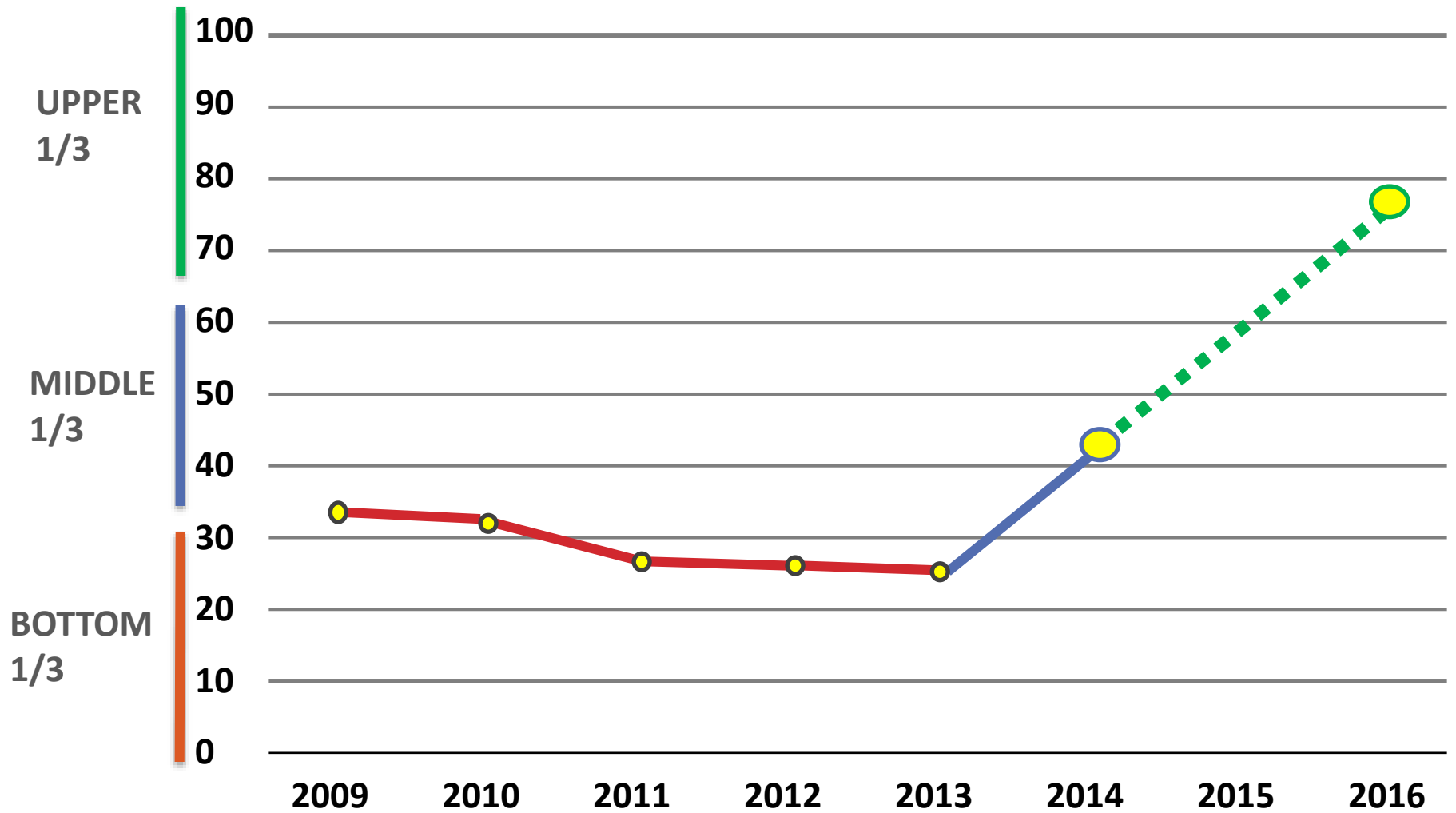
*****As of Jan 2014



REPORT	CHANGE 2013 VS 2012	CHANGE OVER 3 YEARS
1. World Economic Forum Global Competitiveness Index	+ 6	+ 26
2. IFC/WB Ease of Doing Business Report	+ 30*	+ 28
3. IMD World Competitiveness Report	+5	+3
4. Transparency International Corruption Perceptions Index	+11	+35
5. Economic Freedom Index	+10	+18
6. Global IT Report (WEF)	0	0
7. Travel and Tourism Report (WEF)	+12	+12
8. Global Innovation Index	+5	+17



EASE OF DOING BUSINESS PHILIPPINES (2009-2014)



EASE OF DOING BUSINESS PHILIPPINES (2012-2014)

INDICATORS	2014 (189)	VARIANCE 2013-2014	2013 (185)	2012 (183)
Over-all ranking	108	+30	138	136
1. Starting a business	170	-9	161	158
2. Dealing w/ construction permits	99	+1	100	101
3. Getting electricity	33	+24	57	53
4. Registering Property	121	+1	122	120
5. Getting Credit	86	+43	129	127
6. Protecting Investors	128	--	128	124
7. Paying Taxes	131	+12	143	136
8. Trading across borders	42	+11	53	56
9. Enforcing contracts	114	-3	111	109
10. Resolving Insolvency	100	+65	165	166



EASE OF DOING BUSINESS ASEAN (2012-2014)

ASEAN	2014 (out of 189)	2013 (out of 185)	CHANGE	2012 (out of 183)	CHANGE
1. Singapore	1	1	0	1	0
2. Malaysia	6	12	6	14	2
3. Thailand	18	18	0	17	-1
4. Brunei Darussalam	59	79	20	83	4
5. Vietnam	99	99	0	99	0
6. Philippines	108	138	30	136	-2
7. Indonesia	120	128	8	130	2
8. Cambodia	137	133	-4	141	8
9. Lao PDR	159	163	4	166	3
10. Myanmar*	182	NDA	0	NDA	0

*Myanmar is one of the four new economies measured in the report together with Libya, San Marino and South Sudan.

TOP 10 MOST IMPROVED IN TERMS OF RANKING (2014)

ECONOMY		2013	2014	CHANGE
1	Philippines	138	108	30
2	Ukraine	137	112	25
3	Rwanda	52	32	20
4	Brunei Darussalam	79	59	20
5	Russian Federation	112	92	20
6	Burundi	159	140	19
7	Guatemala	93	79	14
8	Brazil	130	116	14
9	Iraq	165	151	14
10	Kosovo	98	86	12



TOP 10 MOST IMPROVED 3 YEARS (2012-2014)

ECONOMY		2014	2013	VARIANCE	2012	VARIANCE	CHANGE 2012-2014
1	Kosovo	86	98	12	126	28	40
2	Ukraine	112	137	25	152	15	40
3	Burundi	140	159	19	172	13	32
4	Poland	45	55	10	74	19	29
5	Philippines	108	138	30	136	-2	28
6	Russian Federation	92	112	20	118	6	26
7	Brunei Darussalam	59	79	20	83	4	24
8	Uzbekistan	146	154	8	168	14	22
9	Costa Rica	102	110	8	122	12	20
10	Guatemala	79	93	14	98	5	19

JULY 2012

NCC crafts
Gameplan for
Competitive
-ness

1



DECEMBER 2012

Videoconferences
with IFC
Washington

3



JANUARY 2013

Meeting with PH
Embassy in
Washington



5

MARCH 2013

Target
validation
workshops

6

MAY 2013

President Aquino
signs Administrative
Order No. 38

creating an inter-
agency Ease of

8

Doing
Business
Task
Force



JULY 2013

OCTOBER 2013

Task Force
convenes

10



SEPTEMBER 2012

Economic
Development
Cluster approves
Gameplan

2



DECEMBER 2012 FEBRUARY 2013

Public-Private
Dialogues

4



MAY 2013

Work teams commit
to implement
targets at
Ease of
Doing
Business
Summit

7



JUNE 2013

Submitted
reform
inventory
to IFC

9

OCTOBER 2013

Release of
2014 Doing
Business
Report

11






NATIONAL
COMPETITIVENESS
COUNCIL | PHILIPPINES





GAMEPLAN 1.0

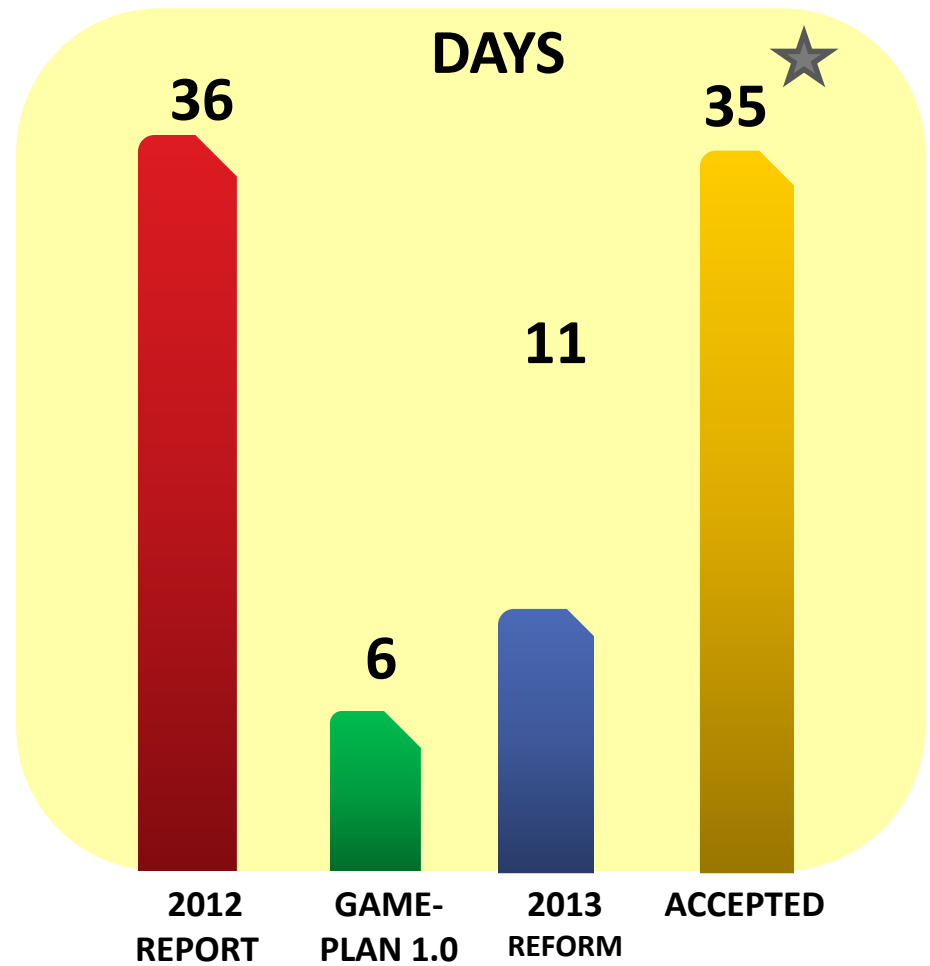
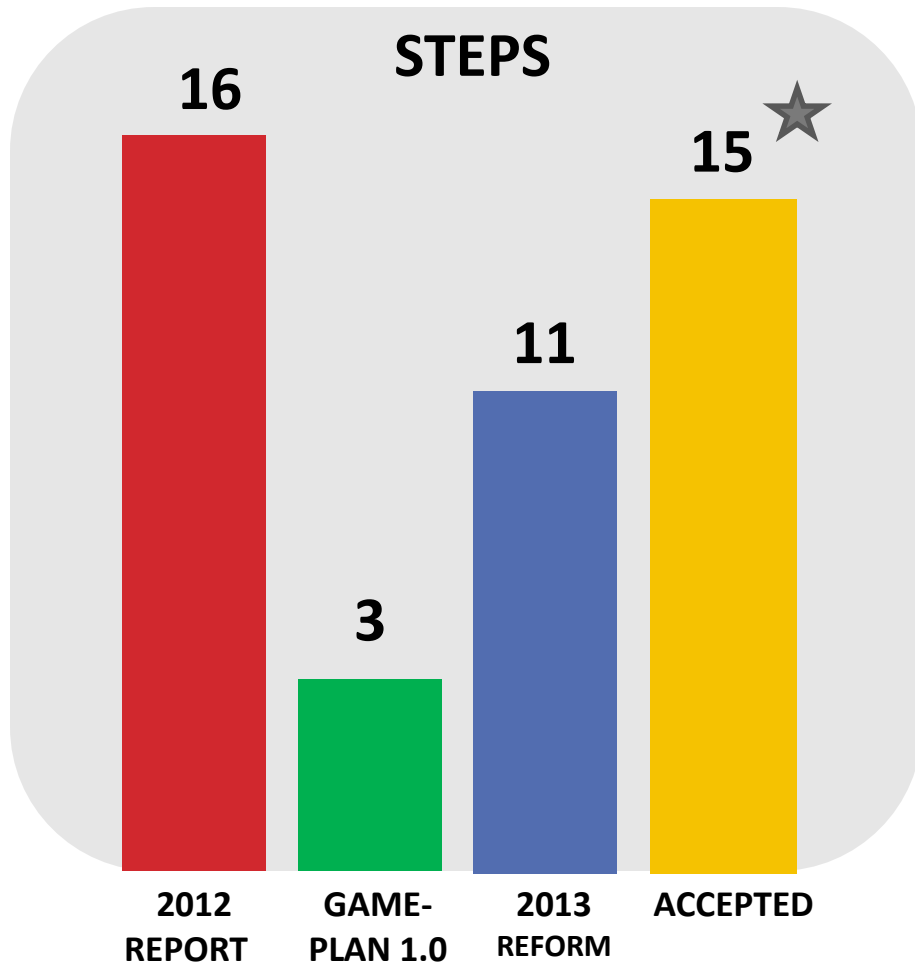
ACCOMPLISHMENTS



www.ncc.gov.ph

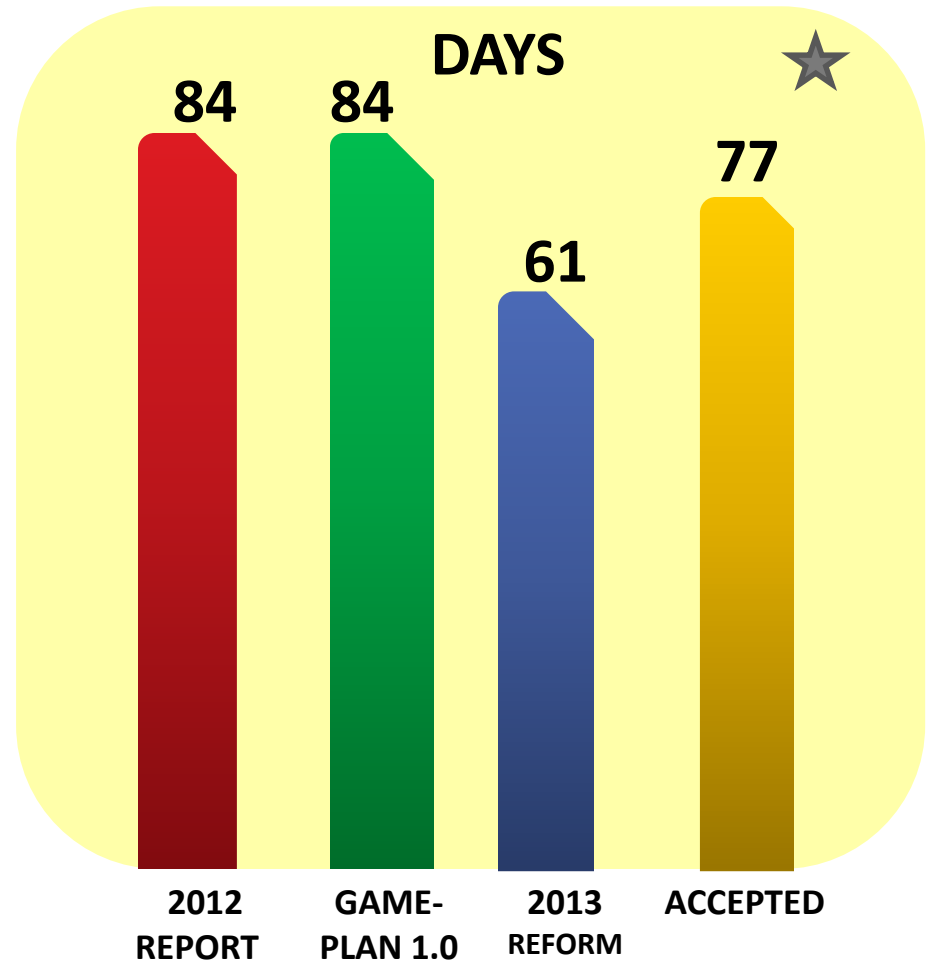
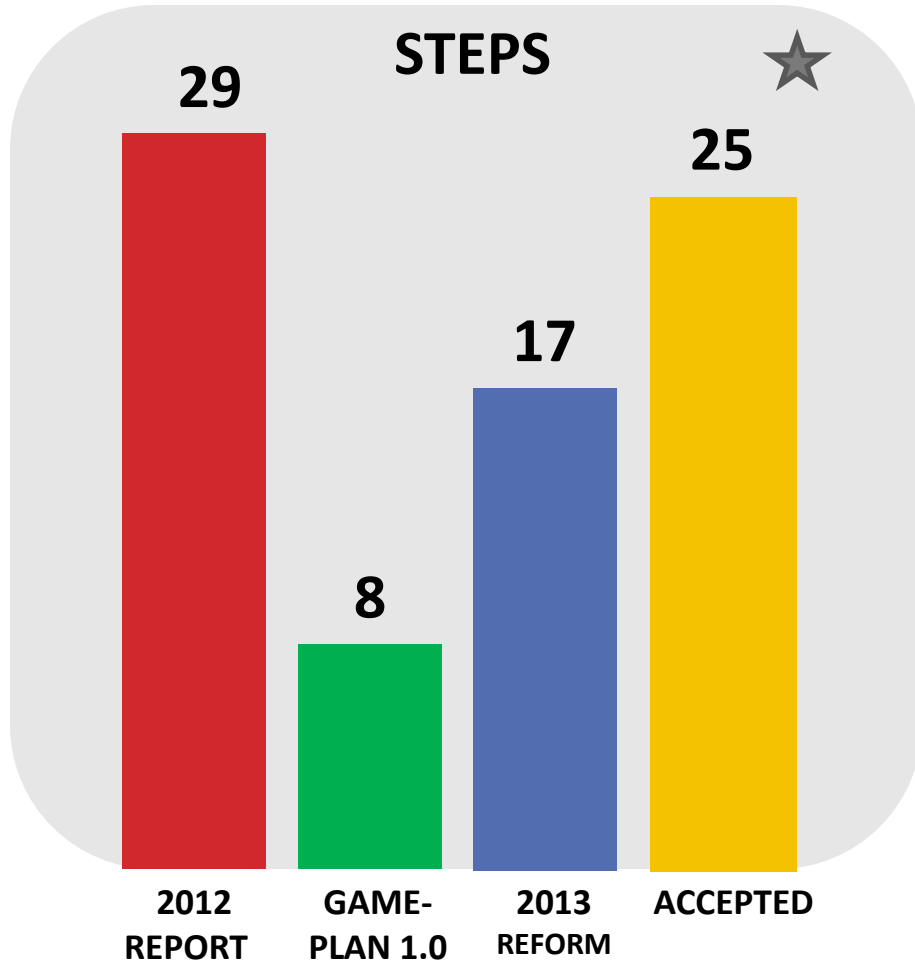
LEGEND

-  **2012 Report-** base report for Gameplan 1.0
-  **2013 Gameplan Targets** – based on ASEAN benchmarks
-  **2013 Submitted Reforms** – from all Doing Business work teams
-  **2013 Accepted Reforms** - for 2014 Report





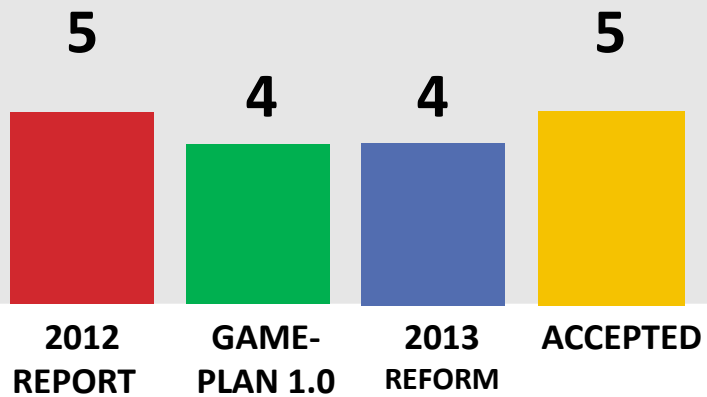
DEALING WITH CONSTRUCTION PERMITS



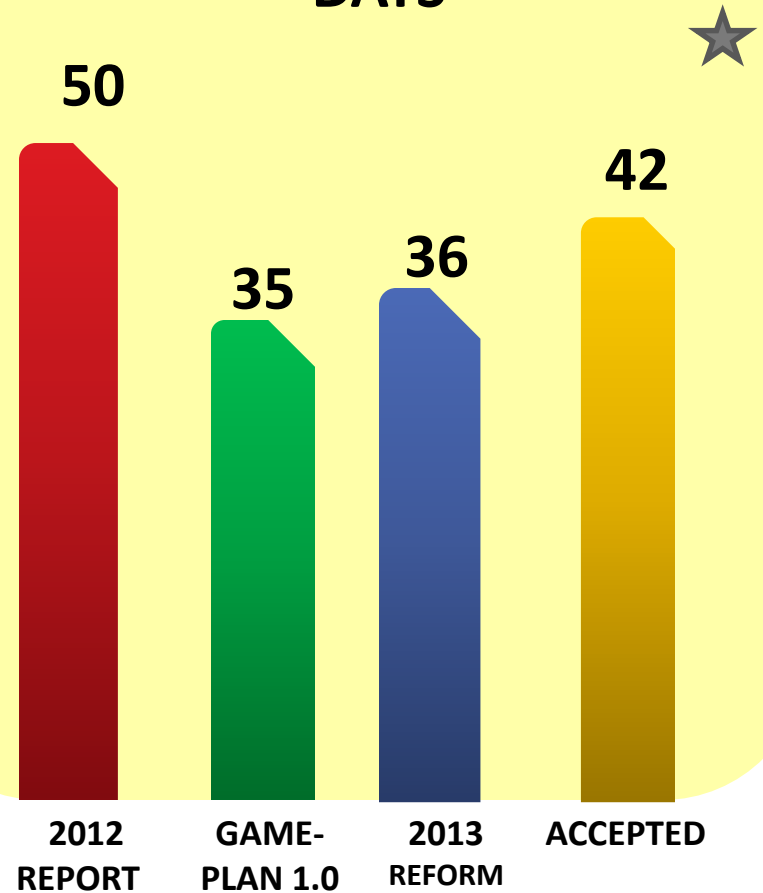


GETTING ELECTRICITY

STEPS

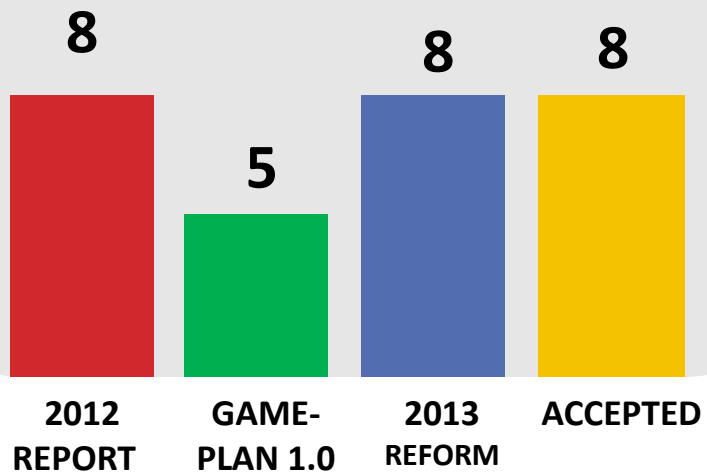


DAYS

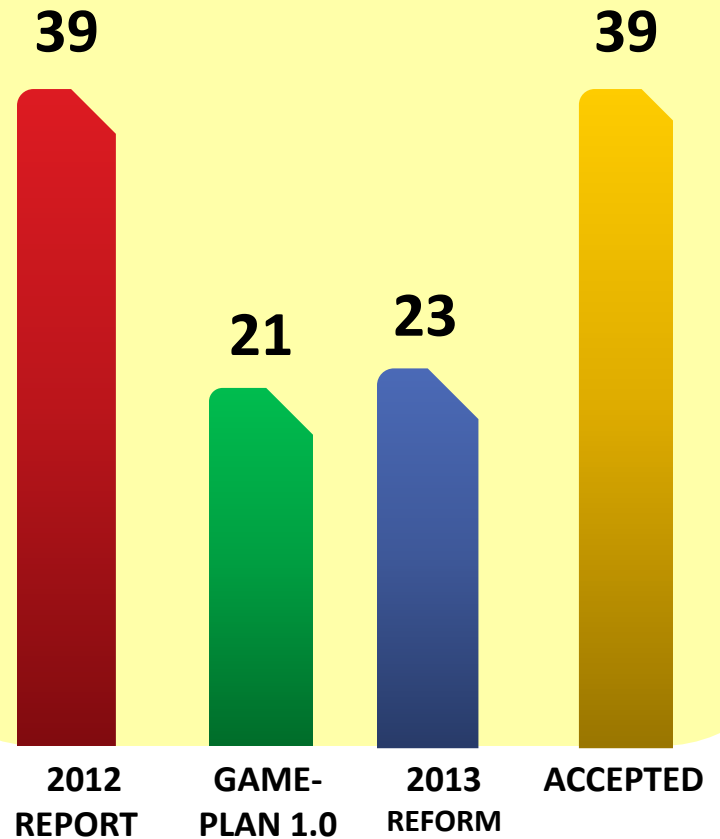




STEPS



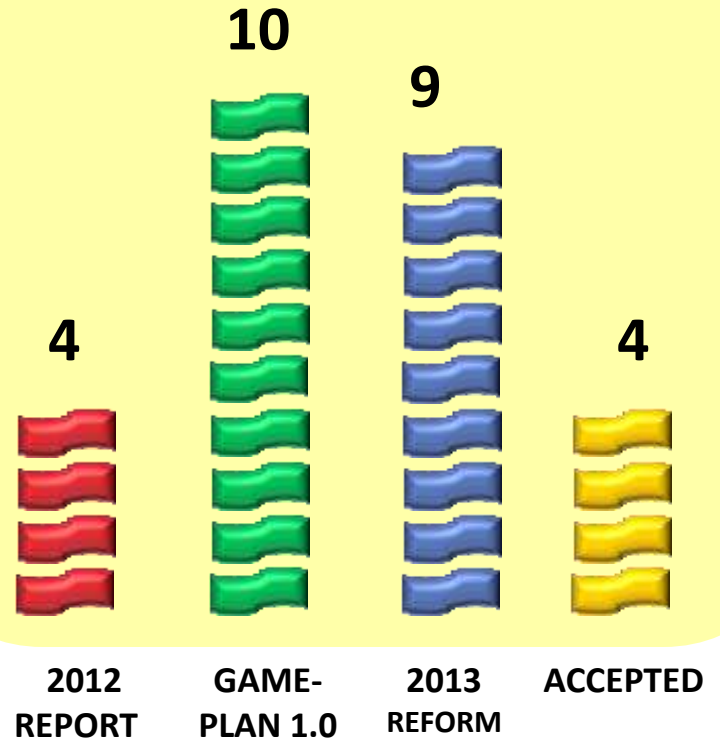
DAYS



CREDIT INFORMATION INDEX (score out of 6) ★



LEGAL RIGHTS INDEX (score out of 10)



** based on # of points**

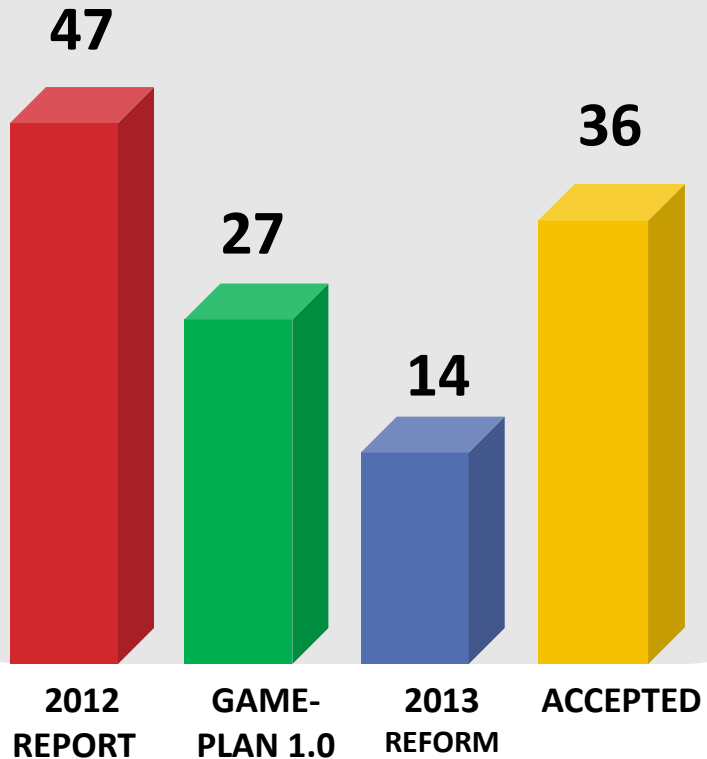


***Score out of 10

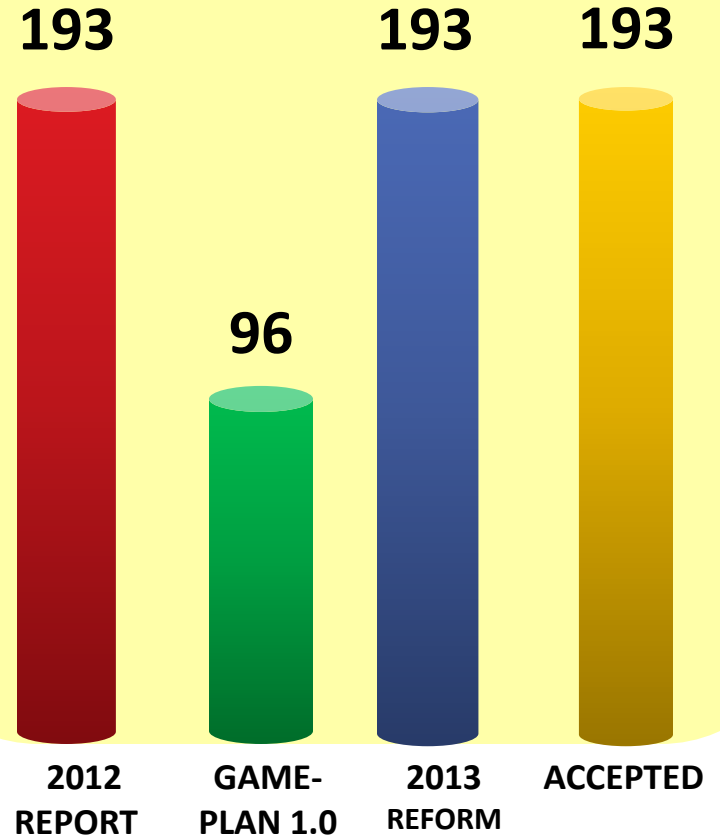


PAYING TAXES

PAYMENTS (number)



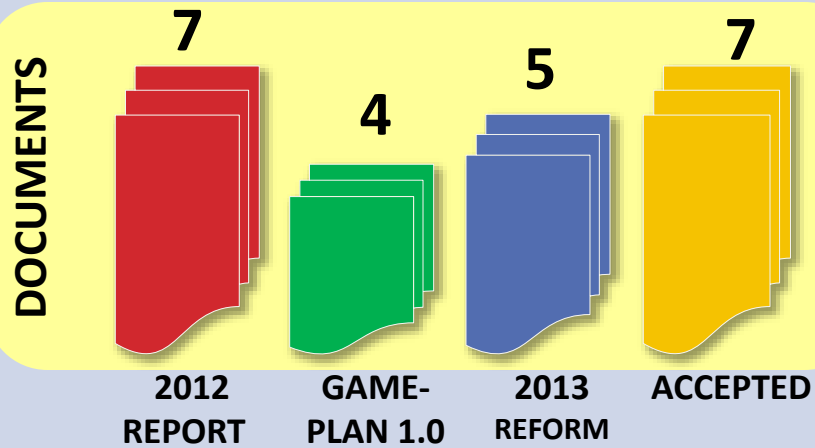
HOURS



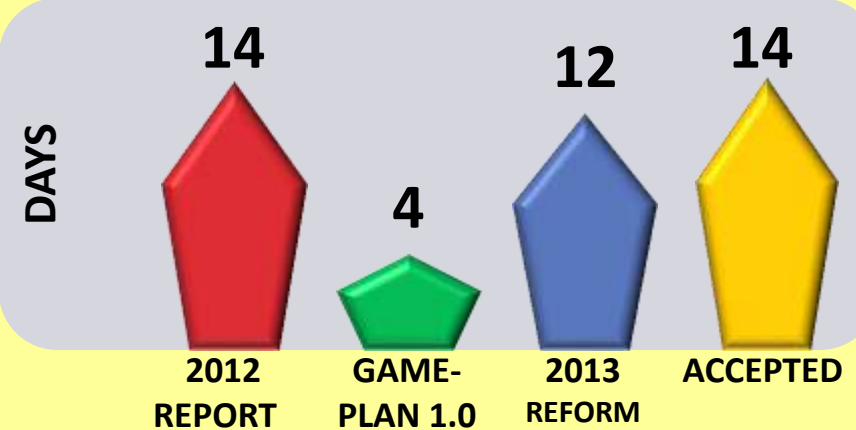


TRADING ACROSS BORDERS

EXPORT

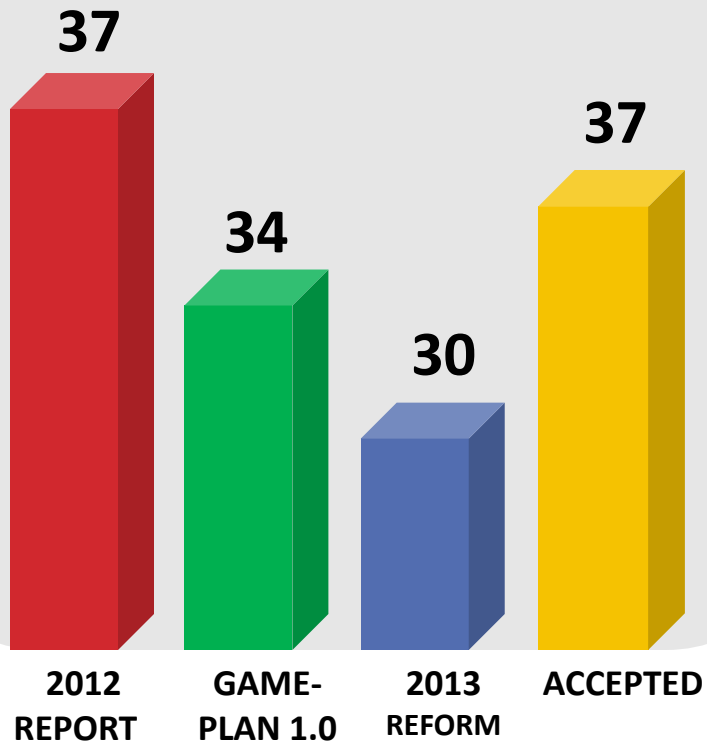


IMPORT

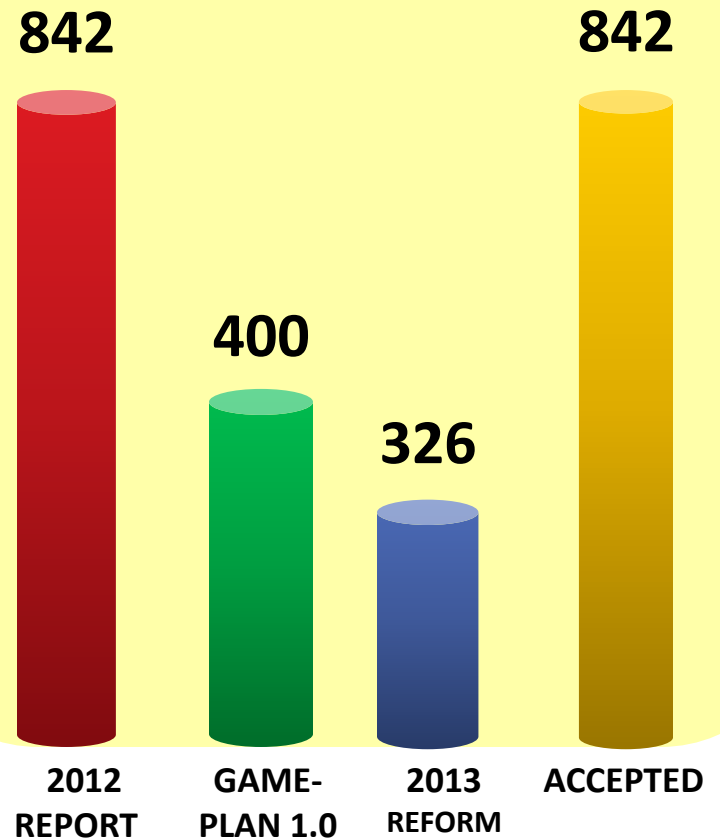




STEPS

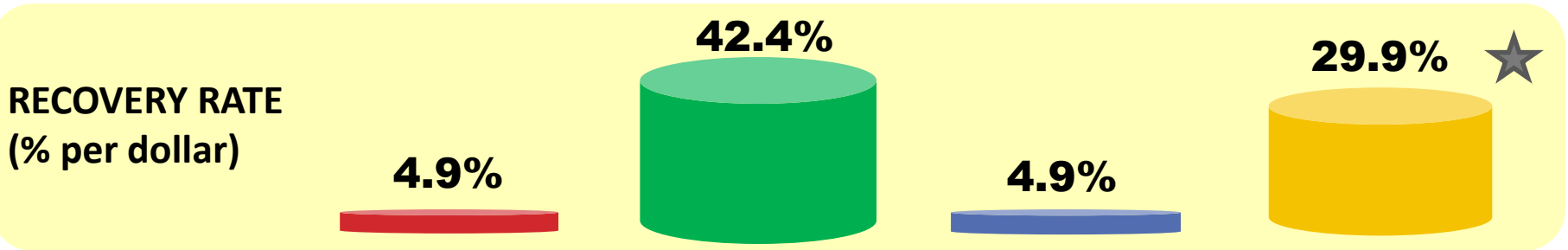
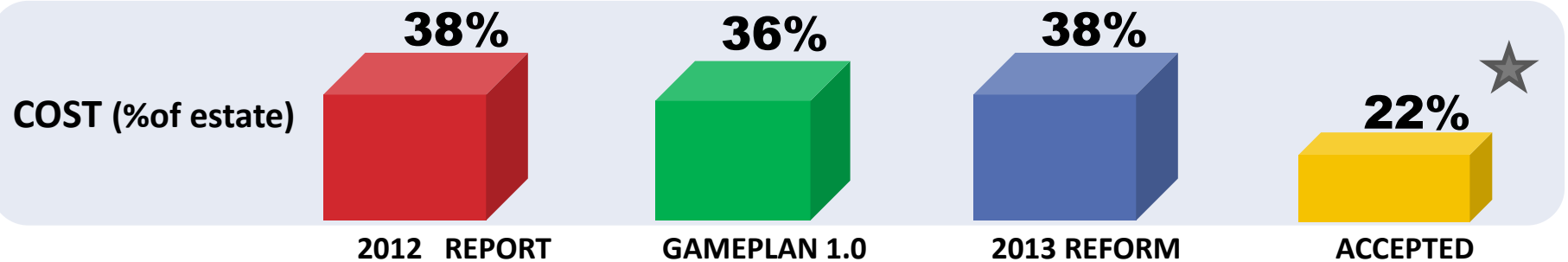


DAYS





RESOLVING INSOLVENCY



***Score out of 10

Category	Score
2012 REPORT	5.7
GAMEPLAN 1.0	2.7
2013 REFORM	2.7
ACCEPTED	2.7





NATIONAL
COMPETITIVENESS
COUNCIL | PHILIPPINES

Current Reforms to Improve Ease of Doing Business In the Philippines



What can you do in ONE day?

In one day, register a company in the Securities and Exchange Commission and receive a pre-registered Tax Identification Number (TIN) through **THE GREEN LANE UNIT**, which offers faster processing of applications of new corporations and partnerships. **(SEC Memo Circular #6 Series 2012)**. **As of February 2014, 80% of applications were processed through the Green Lane.**

In one day, apply and pay for the Certificate of Registration (COR) and obtain the Taxpayer Identification Number, as stated in the **CITIZEN'S CHARTER OF THE BUREAU OF INTERNAL REVENUE**.

In one day, obtain a business permit in Quezon City, by virtue of **QC EXECUTIVE ORDER 17 SERIES OF 2011, SECTION 1.1**. **(Number of Registrations: 2012 – 13,592 – January to May 2013 - 7,235)**

What is no longer required?

There is no need to go to the City Treasurer's Office to pay the annual community tax and obtain the community tax certificate (CTC) because these are already incorporated in the **BILLING FOR THE BUSINESS PERMIT APPLICATION** at the Business Permits and Licensing Office .

You no longer have to submit a Bank Certificate of Deposit of paid-up capital. This is based on Securities and Exchange Commission **MEMORANDUM CIRCULAR 6 SERIES OF 2012**.

What can you do **FASTER** or **SIMULTANEOUSLY**?

In 3 days, obtain the certified true copy of the land title from the Register of Deeds together with the lot plan and site map from the geodetic engineer. (**LRA Memorandum on the Implementation of the Land Titling Computerization Project dated April 2011**)

In 5 days, apply for, receive inspection for, and obtain locational clearance from the City Planning and Development Office (**QC Executive Order 17 series of 2011**)

What can you do **FASTER** or **SIMULTANEOUSLY**?

In 3 days, apply, obtain, and receive inspection for Fire Safety Evaluation Clearance from BFP. (**BFP Flowchart of Fire Safety Evaluation Clearance**)

In 12 days, apply, pay, and obtain building permit and ancillary permits at the Department of the Building Official and receive inspection. (**QC Executive Order 17 series of 2011**)

In 5 days, apply for, receive inspection for, and obtain the Fire Safety Inspection Certificate from the BFP. (**QC Executive Order 17 series of 2011**)

What can you do **FASTER** or **SIMULTANEOUSLY**?

In 12 days, obtain the Certificate of Occupancy from the Department of Building Official. (**QC Executive Order 17 series of 2011**)

In 3 days, apply for, receive inspection for, and obtain the tax declaration of improvement from the City Assessor's Office (**QC Executive Order 17 series of 2011**)

What is no longer required?

There is no need to apply for, receive inspection for, and obtain a health certificate from the City Health Office by virtue of **QC EXECUTIVE ORDER 17 SERIES OF 2011**

What can you do in **ONE** day?

Submit Application to Meralco

What can you do **FASTER**?

In 10 days, receive contracts from MERALCO with final cost.

In 19 days, submit the Certificate of Electrical Inspection and Payment of Service and have MERALCO install the service connection facilities.

What is no longer required?

According to MERALCO, there is no need to hire an electrician or electrical engineer to conduct inspection because this forms part of obtaining the Certificate of Electrical Inspection

What can you do **FASTER?**

In 5 days, obtain the Certificate Authorizing Registration from the Bureau of Internal Revenue as stated in **SECTION II.19 OF REVENUE MEMORANDUM ORDER NO. 15-2003.**

OTHER REFORMS

LAND TITLING COMPUTERIZATION PROJECT (LTCP)

Queries on the status of a land title can be made anywhere, anytime from any of the various Registries of Deeds nationwide.

ANYWHERE-TO-ANYWHERE SERVICE (A2A)

-Clients may now request for a Certified True Copies of Titles, which are kept in and under the jurisdiction of any Computerized Registry located in other parts of the country, by going to the nearest Registry of Deeds or Extension Office.

-It is already operational at the Computerized Registries of Deeds, LRA Central Office Kiosk and LRA Extension Office in Dasmariñas, since October 11, 2012 under the LRA Memorandum dated October 4, 2012.

PARCEL VERIFICATION SERVICE (PVS)

Clients may now request for print-outs of their land parcel/lot configuration, based on the Technical Description of the original Title kept in the Registry.

This service may be requested using the A2A facility of RDs - requests for PVS of a Title kept in another Registry may be processed in the nearest Registry or Extension Office.

Starting October 29, 2012, the PVS shall be available in all Computerized Registries of Deeds, LRA Central Office Kiosk and LRA Extension Office in Dasmariñas, under LRA Memorandum dated October 17, 2012.

What credit information is available and accessible?

Both positive and negative credit information are distributed by the Bankers Association of the Philippines Credit Bureau

With the passage of the Data Privacy Act, borrowers can now inspect their data in the largest credit registry.

What can you do **MORE CONVENIENTLY?**

Use electronic payments systems to remit contributions for:

Social Security System (SSS), based on Administrative Order Nos. 2012-051 and 2012-053 and Circular No. V-30

Philippine Health Insurance Corporation (PhilHealth), based on Office Order Nos. 41-2008, 04 & 05_2009, 100 & 101_2010, 42-2011, and 121-2012 and PC 25-2012 and 45-2012

Home Development Mutual Fund (Pag-IBIG), based on Sec. 3, Rule IV of the Implementing Rules and Regulations of Republic Act 9679 par. (h), (p), (q) and (s)

What can you do **FASTER**?

In 6 days, prepare documents for import and use the Payment Application Secure System Version 5.0 as stated in **CUSTOMS ADMINISTRATIVE ORDER NO. 10-2008**.

What is no longer required?

For import documents, there is no need to submit a confirmation receipt of payment for customs-related fees.

Insolvency proceedings are now more efficient with the Financial Rehabilitation and Insolvency Act. The time for creditors to recover has been reduced to 2.7 years. The cost of the proceedings is down to 22% of the debtor's estate. The recovery rate for creditors is up to 29.9 cents on the dollar.


FRIA-IRR - approved by the Supreme Court *en banc* pursuant to the FRIA of 2010, or Republic Act No. 10142, which indicates that the Supreme Court shall “promulgate the rules of pleading, practice, and procedure to govern the proceedings brought under [the] Act.”



NATIONAL
COMPETITIVENESS
COUNCIL | PHILIPPINES

GAMEPLAN 2.0

BENCHMARKS VS REFORMS



www.ncc.gov.ph

2014 RANKING OF ASEAN COUNTRIES PER INDICATOR

ASEAN		Starting a Business		Dealing w/ Construction Permits		Getting Electricity		Registering Property		Getting Credit		Protecting Investors		Paying Taxes		Trading Across Borders		Enforcing Contracts		Resolving Insolvency	
Singapore	1 --	3 ↑	3 ↓	6 ↓	28 ↑	3 ↑	2 --	5 --	1 --	12 --	4 ↓										
Malaysia	6 ↑	16 ↑	43 ↑	21 ↑	35 ↓	1 --	4 --	36 ↓	5 ↑	30 ↑	42 ↑										
Thailand	18 --	91 ↓	14 ↑	12 ↓	29 ↓	73 ↓	12 ↑	70 ↑	24 ↓	22 ↑	58 --										
Brunei	59 ↑	137 ↓	46 ↓	29 --	116 ↓	55 ↑	115 ↑	20 ↑	39 ↑	161 ↓	48 ↓										
Vietnam	99 --	109 ↓	29 ↓	156 ↓	51 ↓	42 ↓	157 ↑	149 ↓	65 ↑	46 ↓	149 --										
Philippines	108 ↑	170 ↓	99 ↑	33 ↑	121 ↑	86 ↑	128 --	131 ↑	42 ↑	114 ↓	100 ↑										
Indonesia	120 ↑	175 ↓	88 ↓	121 ↑	101 ↓	86 ↑	52 ↓	137 ↓	54 ↓	147 ↓	144 ↑										
Cambodia	137 ↓	184 ↓	161 ↓	134 ↓	118 ↓	42 ↑	80 ↑	65 ↑	114 ↑	162 ↓	163 ↓										
Laos	159 ↑	85 ↓	96 ↓	140 ↓	76 ↓	159 ↑	187 ↓	119 ↑	161 ↓	104 ↑	189 ↓										
Myanmar	182 --	189 --	150 --	126 --	154 --	170 --	182 --	107 --	113 --	188 --	155 --										

STARTING A BUSINESS BENCHMARK: MALAYSIA

ECONOMY		PROCEDURES (NUMBER)	TIME (DAYS)	COST (% OF INCOME PER CAPITA)	PAID-IN MIN. CAPITAL (% OF INCOME PER CAPITA)	RANK
1	Singapore	3	3	0.6	-	3
* 2	Malaysia	3	6	7.6	-	16
3	Lao PDR	6	92	6.7	-	85
4	Thailand	4	28	6.7	0.0	91
5	Vietnam	10	34	7.7	-	109
6	Brunei Darussalam	15	101	9.9	-	137
7	Philippines	15	35	18.7	4.6	170
8	Indonesia	10	48	20.5	38.5	175
9	Cambodia	11	104	150.6	27.5	184
10	Myanmar	11	72	176.7	7,016.0	189



STARTING A BUSINESS SCORE SIMULATION

INDICATOR	2014 REPORT	2015 REPORT	MOVEMENT / CHANGE IN RANK
Number of Days	35	6	-29 days
Number of Steps	15	3	-12 steps
Cost (% income/per capita)	18.7	18.7	--
Min Paid In Capital	4.6	0	-4.6
Effect in indicator ranking	170	30	↑ 140
Effect in world ranking	108	85	↑ 23

RECOMMENDATION	AGENCY
<ul style="list-style-type: none"> Reduce number of days and steps Reduce cost Implement Online Business Registration Consider removing Min. Paid in Capital 	<p>SEC, QC, SSS, PBR, BIR, Philhealth, Pag-ibig</p> <p>SEC/Congress</p>

DEALING WITH CONSTRUCTION PERMITS

BENCHMARK: THAILAND

ECONOMY		PROCEDURES (NUMBER)	TIME (DAYS)	COST (% OF INCOME PER CAPITA)	EASE OF CONSTRUCTION RANK
1	Singapore	11	26	15.7	3
* 2	Thailand	8	157	8.3	14
3	Vietnam	11	114	56.3	29
4	Malaysia	15	130	14.7	43
5	Brunei Darussalam	22	95	3.5	46
6	Indonesia	13	158	87.2	88
7	Lao PDR	23	108	45.8	96
8	Philippines	25	77	79.4	99
9	Myanmar	16	159	566.9	150
10	Cambodia	21	652	35.7	161



DEALING WITH CONSTRUCTION PERMITS SCORE SIMULATION

INDICATOR	2014 REPORT	2015 REPORT	MOVEMENT / CHANGE IN RANK
Number of Days	77	77	--
Number of Steps	25	8	-17 steps
Cost (% income per capita)	79.4	79.4	--
Effect in indicator ranking	99	10	↑ 89
Effect in world ranking	108	97	↑ 11

RECOMMENDATION	AGENCY
<ul style="list-style-type: none">• Reduce the number of Steps• Consider reducing cost	QC-LGU , BFP, Registry of Deeds, Maynilad,

GETTING ELECTRICITY BENCHMARK: THAILAND

ECONOMY		PROCEDURES (NUMBER)	TIME (DAYS)	COST (% OF INCOME PER CAPITA)	RANK
1	Singapore	4	36	27.5	6
* 2	Thailand	4	35	67.3	12
3	Malaysia	5	32	49.1	21
4	Brunei Darussalam	5	56	35.9	29
5	Philippines	5	42	118.2	33
6	Indonesia	6	101	370.6	121
7	Myanmar	5	91	3,175.5	126
8	Cambodia	4	168	2,636.1	134
9	Lao PDR	5	134	1,913.0	140
10	Vietnam	6	115	1,726.4	156

INDICATOR	2014 REPORT	2015 REPORT	MOVEMENT / CHANGE IN RANK
Number of Days	42	35	-7 days
Number of Steps	5	4	-1 step
Cost (% income per capita)	118.2	118.2	--
Effect in indicator ranking	33	16	↑ 17
Effect in world ranking	108	104	↑ 4

RECOMMENDATION	AGENCY
<ul style="list-style-type: none"> • Reduce number of steps • Reduce number days • Consider reducing Cost 	QC-LGU, MERALCO

REGISTERING PROPERTY BENCHMARK: SINGAPORE

	ECONOMY	PROCEDURES (NUMBER)	TIME (DAYS)	COST (% OF PROPERTY VALUE)	EASE OF PROPERTY RANK
*1	Singapore	5	6	2.9	28
2	Thailand	2	2	6.3	29
3	Malaysia	5	14	3.3	35
4	Vietnam	4	57	0.6	51
5	Lao PDR	5	98	1.1	76
6	Indonesia	6	22	10.9	101
7	Brunei Darussalam	7	298	0.6	116
8	Cambodia	7	56	4.4	118
9	Philippines	8	39	4.8	121
10	Myanmar	6	113	7.2	154



REGISTERING PROPERTY SCORE SIMULATION

INDICATOR	2014 REPORT	2015 REPORT	MOVEMENT / CHANGE IN RANK
Number of Days	39	6	-33 days
Number of Steps	8	5	-3 steps
Cost (% of property value)	4.8	4.8	--
Effect in indicator ranking	121	39	↑ 82
Effect in world ranking	108	96	↑ 12

RECOMMENDATION	AGENCY
<ul style="list-style-type: none">• Reduce number of steps• Reduce number days• Automation of C.A.R.	QC-LGU, LRA and BIR

GETTING CREDIT BENCHMARK: MALAYSIA

	ECONOMY	CREDIT INFORMATION INDEX	LEGAL RIGHTS INDEX	SUM GETTING CREDIT	EASE OF CREDIT RANK
*1	Malaysia	6	10	16	1
2	Singapore	5	10	15	3
3	Vietnam	4	8	12	42
4	Cambodia	4	8	12	42
5	Brunei Darussalam	4	7	11	55
6	Thailand	5	5	10	73
7	Indonesia	4	5	9	86
8	Philippines	5	4	9	86
9	Lao PDR	2	4	6	159
10	Myanmar	-	4	4	170



INDICATOR	2014 REPORT	2015 REPORT	CHANGE IN RANK
Credit Information Index	5	6	+1
Legal Rights Index	4	10	+6
Effect in indicator ranking	86	1	↑ 85
Effect in world ranking	108	85	↑ 23

RECOMMENDATION	AGENCY
<ul style="list-style-type: none">• Make credit data on utilities available• Review Collateral and Bankruptcy Laws• National Collateral registry	Utility Companies DOJ,, Congress, ACRRALAW, LRA

PROTECTING INVESTORS BENCHMARK: MALAYSIA

	ECONOMY	DISCLOSURE INDEX	DIRECTOR LIABILITY INDEX	SHAREHOLDER SUITS INDEX	RANK
1	Singapore	10	9	9	2
*2	Malaysia	10	9	7	4
3	Thailand	10	7	6	12
4	Indonesia	10	5	3	52
5	Cambodia	5	10	1	80
6	Brunei Darussalam	4	2	8	115
7	Philippines	2	3	8	128
8	Vietnam	7	1	2	157
9	Myanmar	3	-	4	182
10	Lao PDR	2	1	2	187



PROTECTING INVESTORS SCORE SIMULATION

INDICATOR	2014 REPORT	2015 REPORT	MOVEMENT / CHANGE IN RANK
Disclosure	2	10	+8
Director Liability	3	9	+6
Shareholder Suits Index	8	8	--
Effect in indicator ranking	128	3	↑ 105
Effect in world ranking	108	78	↑30

RECOMMENDATION	AGENCY
<ul style="list-style-type: none">Review Corporations Code of the Philippines	DOJ, Congress, ACRRALAW and SEC

	ECONOMY	PAYMENTS (NUMBER)	TIME (HOURS)	TOTAL TAX RATE (% PROFIT)	EASE OF TAXES RANK
1	Singapore	5	82	27.1	5
2	Brunei Darussalam	27	96	16.1	20
*3	Malaysia	13	133	36.3	36
4	Cambodia	40	173	21.4	65
5	Thailand	22	264	29.8	70
6	Myanmar	31	155	48.9	107
7	Lao PDR	34	362	26.8	119
8	Philippines	36	193	44.5	131
9	Indonesia	52	259	32.2	137
10	Vietnam	32	872	35.2	149



PAYING TAXES SCORE SIMULATION

INDICATOR	2014 REPORT	2015 REPORT	MOVEMENT/ CHANGE IN RANK
Number of Payments	36	13	23
Number of Hours	193	193	--
Total Tax Rate	44.5	44.5	--
Effect in indicator ranking	131	80	↑ 51
Effect in world ranking	108	103	↑ 5

RECOMMENDATION	AGENCY
<ul style="list-style-type: none">• Reduce number of payments• Reduce number of Hours• Consider reducing tax rate	PAG-IBIG, PHILHEALTH, BIR

TRADING ACROSS BORDERS

BENCHMARK: SINGAPORE

	ECONOMY	DOCUMENTS FOR EXPORT (NUMBER)	TIME FOR EXPORT (DAYS)	COST TO EXPORT (US\$ PER CONTAINER)	DOCUMENTS FOR IMPORT (NUMBER)	TIME FOR IMPORT (DAYS)	COST TO IMPORT (US\$ PER CONTAINER)	EASE OF TRADING RANK
*1	Singapore	3	6	460	3	4	440	1
2	Malaysia	4	11	450	4	8	485	5
3	Thailand	5	14	595	5	13	760	24
4	Brunei Darussalam	5	19	705	5	15	770	39
5	Philippines	6	15	585	7	14	660	42
6	Indonesia	4	17	615	8	23	660	54
7	Vietnam	5	21	610	8	21	600	65
8	Myanmar	9	25	670	9	27	660	113
9	Cambodia	8	22	795	9	24	930	114
10	Lao PDR	10	23	1,950	10	26	1,910	161



TRADING ACROSS BORDERS SCORE SIMULATION

INDICATOR	2014 REPORT	2015 REPORT	MOVEMENT/ CHANGE IN RANK
Documents to Import	7	3	-3
Days to Import	14	4	-10
Cost (US\$/container)	660	660	--
Documents to Export	6	3	-3
Days to Export	15	6	-9
Cost (US\$/container)	585	585	--
Effect in indicator ranking	42	3	↑ 39
Effect in world ranking	108	99	↑ 9

RECOMMENDATION	AGENCY
<ul style="list-style-type: none">• Reduce documents to import and export• Reduce days to import and export	BOC

ENFORCING CONTRACTS BENCHMARK: MALAYSIA

ECONOMY		PROCEDURES (NUMBER)	TIME (DAYS)	COST (% OF CLAIM)	EASE OF CONTRACTS RANK
1	Singapore	21	150	25.8	12
2	Thailand	36	440	15.0	22
*3	Malaysia	29	425	27.5	30
4	Vietnam	36	400	29.0	46
5	Lao PDR	42	443	31.6	104
6	Philippines	37	842	26.0	114
7	Indonesia	40	498	139.4	147
8	Brunei Darussalam	47	540	36.6	161
9	Cambodia	44	483	103.4	162
10	Myanmar	45	1,160	51.5	188



ENFORCING CONTRACTS SCORE SIMULATION

INDICATOR	2014 REPORT	2015 REPORT	MOVEMENT/ CHANGE IN RANK
Number of Days	842	425	417
Number of Steps	37	29	8
Cost (% of Claim)	26.0	26.0	--
Effect in indicator ranking	114	24	↑ 90
Effect in world ranking	108	97	↑ 11

RECOMMENDATION	AGENCY
<ul style="list-style-type: none">• Reduce number of steps• Reduce number days• Fully implement e-court system	DOJ, ACCRALAW

RESOLVING INSOLVENCY BENCHMARK: THAILAND

ECONOMY		TIME (YEARS)	COST (% OF ESTATE)	RECOVERY RATE (CENTS ON THE DOLLAR)	EASE OF RESOLVING RANK
1	Singapore	0.8	3	89.4	4
2	Malaysia	1.5	10	48.9	42
3	Brunei Darussalam	2.5	4	47.2	48
*4	Thailand	2.7	36	42.2	58
5	Philippines	2.7	22	29.9	100
6	Indonesia	4.5	18	17.9	144
7	Vietnam	5.0	15	16.2	149
8	Myanmar	5.0	18	14.7	155
9	Cambodia	6.0	28	8.2	163
10	Lao PDR	no practice	no practice	-	189



RESOLVING INSOLVENCY SCORE SIMULATION


INDICATOR	2014 REPORT	2015 REPORT	MOVEMENT/ CHANGE IN RANK
Time	2.7	2.7	--
Cost	22	22	--
Recovery Rate	29.9	42.2	12.3
Effect in indicator ranking	100	58	↑ 42
Effect in world ranking	108	99	↑ 9

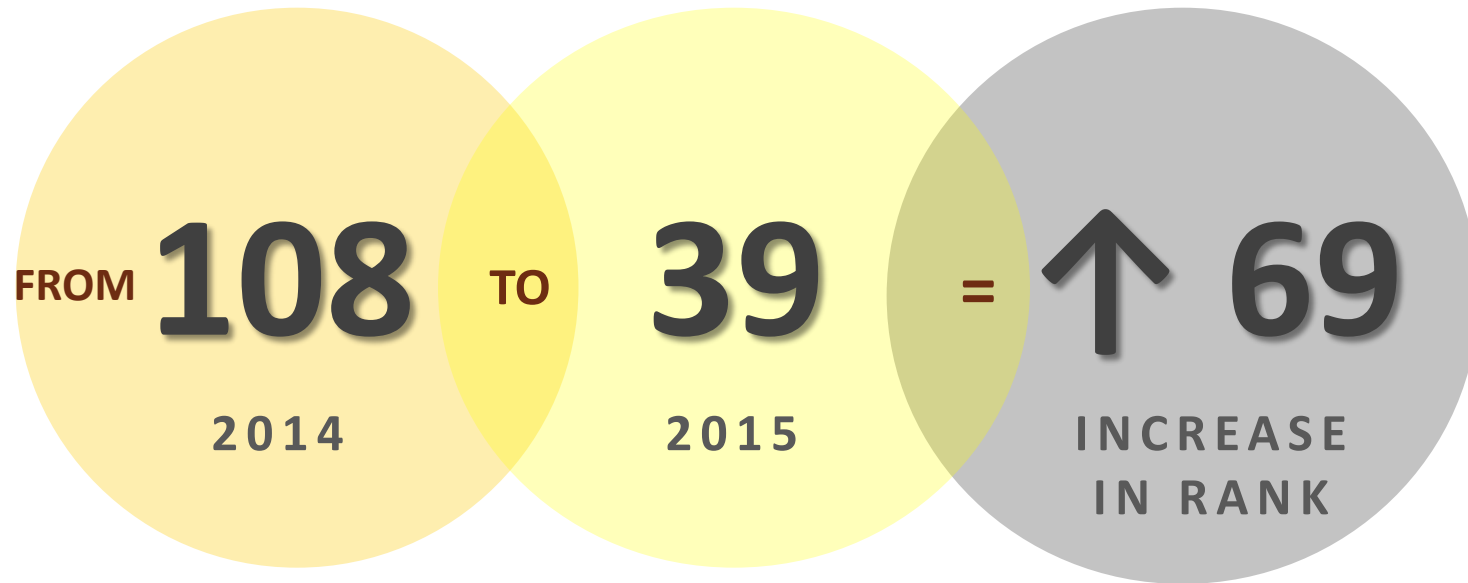
RECOMMENDATION	AGENCY
<ul style="list-style-type: none">• Monitor Implementation of FRIA.• Monitor effect of FRIA – IRR to the Time and Cost	DOJ



Scenarios:

- **Low Hanging Fruit** - Impact of FULL implementation of Doing Business 2013 reform inventory.
- **Big Impact Indicators** – Implement reforms on 4 identified big impact indicators (Starting a Business, Registering Property, Getting Credit, Protecting Investors).
- **Stretch targets** – Implement suggested reforms for all indicators.





Low Hanging Fruit - Impact of FULL implementation of Doing Business 2013 reform inventory on 8 indicators (Starting a business, Dealing with Construction Permits, Registering Property, Getting Electricity, Getting Credit, Protecting Investors, Paying Taxes and Trading Across Borders)

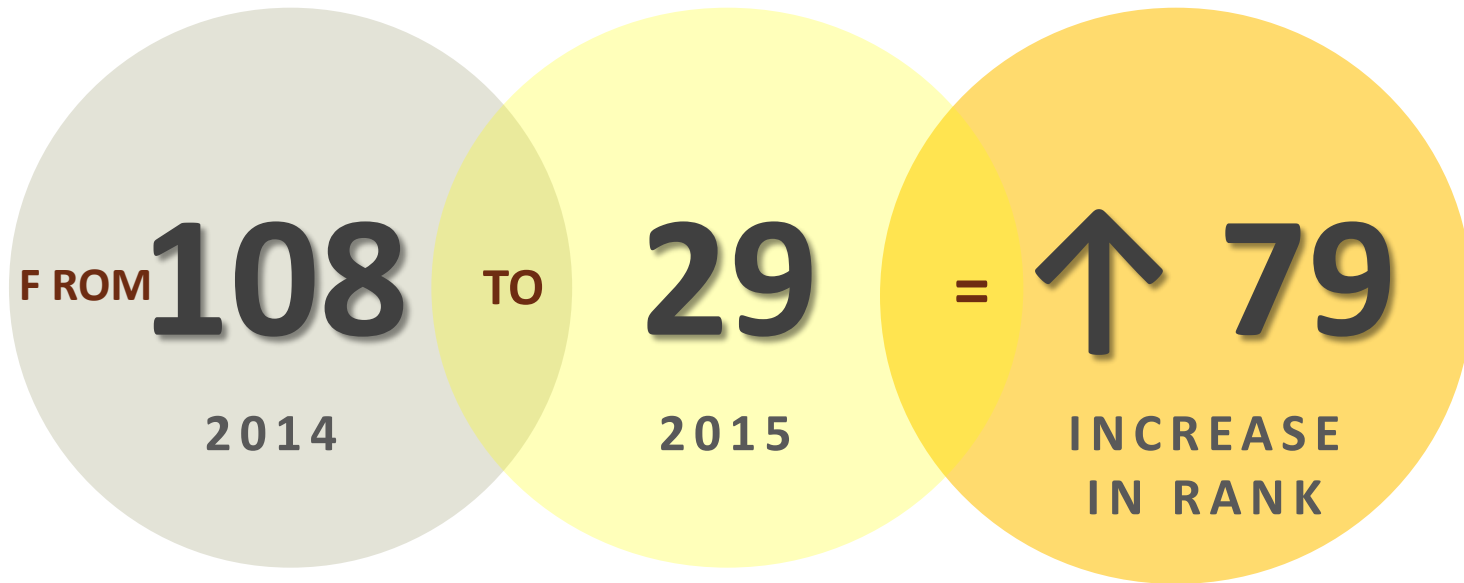
RESULT: LOW HANGING FRUIT

NEW ASEAN RANK

move from 6 to 4



ECONOMY		2014 REPORT	RANK AS OF CURRENT DATA AND SIMULATION
1	Singapore	1	1
2	Malaysia	6	6
3	Thailand	18	18
*4	Philippines	108	39
5	Brunei Darussalam	59	59
6	Vietnam	99	99
7	Indonesia	120	120
8	Cambodia	137	137
9	Lao PDR	159	159
10	Myanmar	182	182



- **Big Impact Indicators** – Implement reforms on 4 identified big impact indicators (Starting a Business, Registering Property, Getting Credit, Protecting Investors).

RESULT: BIG IMPACT INDICATORS

NEW ASEAN RANK

move from 6 to 4



ECONOMY		2014 REPORT	RANK AS OF CURRENT DATA AND SIMULATION
1	Singapore	1	1
2	Malaysia	6	6
3	Thailand	18	18
*4	Philippines	108	29
5	Brunei Darussalam	59	59
6	Vietnam	99	99
7	Indonesia	120	120
8	Cambodia	137	137
9	Lao PDR	159	159
10	Myanmar	182	182




- **Stretch targets** – Implement suggested reforms on ALL indicators based on the new benchmarks.



RESULT: STRETCH TARGETS

NEW ASEAN RANK

move from 6 to 3



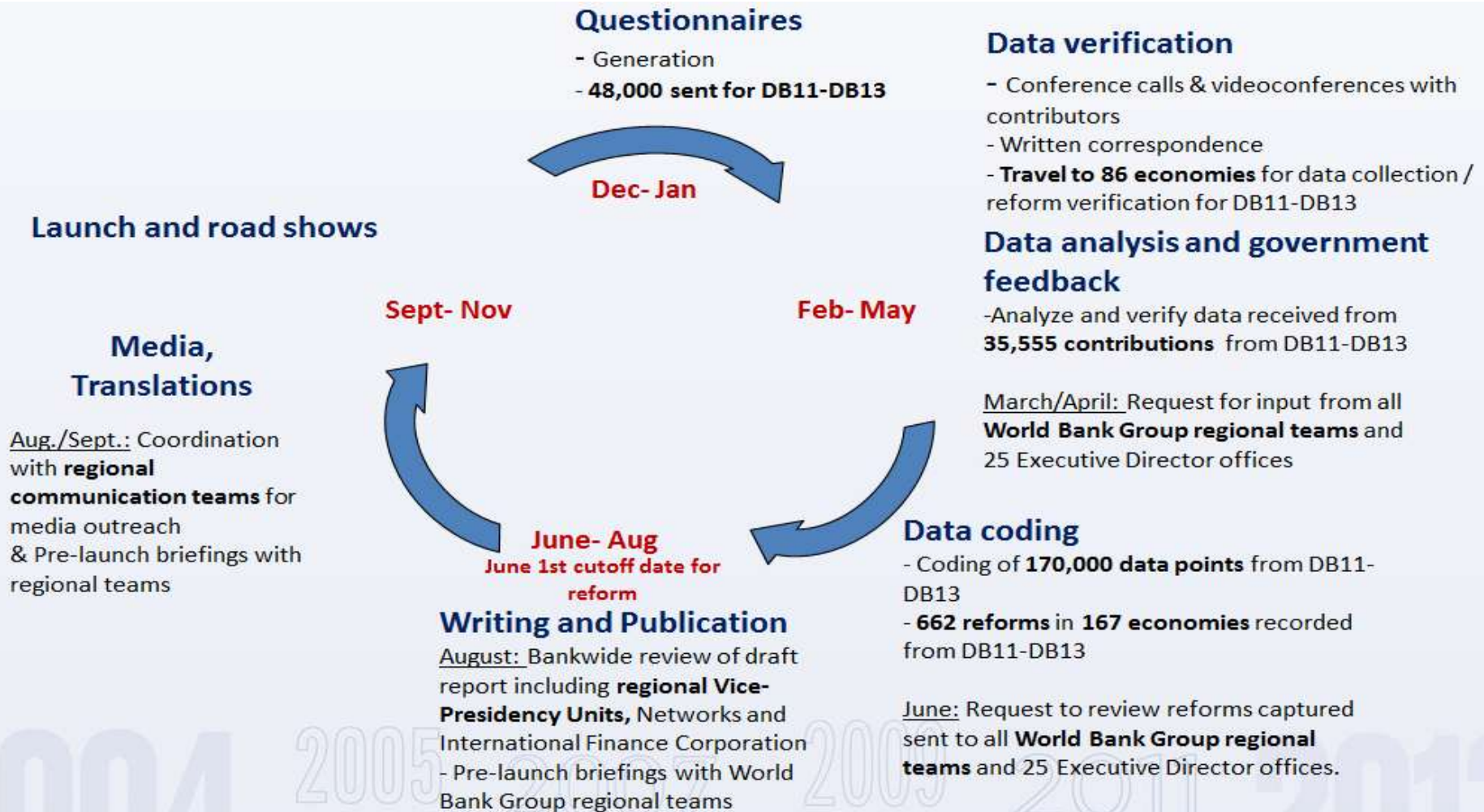
ECONOMY		2014 REPORT	RANK AS OF CURRENT DATA AND SIMULATION
1	Singapore	1	1
2	Malaysia	6	6
3	Philippines	108	7
4	Thailand	18	18
5	Brunei Darussalam	59	59
6	Vietnam	99	99
7	Indonesia	120	120
8	Cambodia	137	137
9	Lao PDR	159	159
10	Myanmar	182	182

DATE	ACTION	AGENCY
December 2013	Finalize Gameplan 2.0	NCC/ AO 38 Taskforce
December 9, 2013	AO 38 EODB taskforce meeting.	NCC
January 2014	Identify reforms needed to improve EODB performance	AO 38 taskforce
January – February 2014	Submit the legislative amendments and any new EOs, AOs, DOs needed to improve performance in EODB.	AO 38 taskforce
January-February 2014	Video Conferences	IFC / NCC / AO 38 taskforce
February- March 2014	Target Validation Workshops Meet with Contributors/Respondents	NCC

DATE	ACTION	AGENCY
February-March 2014	Actual Conduct of Doing Business Survey for 2015 report	IFC
March – April	Submission of agency specific inputs to the DB reform inventory	AO 38 taskforce
March-April	Contributors return completed surveys	IFC
April 2014	SECOND EODB SUMMIT	NCC/ AO 38 taskforce
March- May 2014	Doing Business codes the data from completed surveys, researches underlying laws and regulations, and conducts follow-up calls with contributors to clarify any questions	IFC

DATE	ACTION	AGENCY
Feb-May 2014	Data Analysis and Government Feedback	IFC
May 1-15	Finalize Reform Inventory	NCC/ AO 38/ACCRA
May 30	Submit reform inventory to WB Washington for feedback	NCC
June 1	Close of data collection and the deadline for recording business regulation reforms	IFC
July – August	Receive feedback from WB Washington	IFC
June-September	Production period for latest edition of Doing Business report	IFC
October	Release of 2015 DB Report	IFC

DOING BUSINESS REPORT DATA COLLECTION CYCLE



1. ***Transparency leads to Competitiveness*** : Governance matters
2. ***Work-in-Progress is no longer good enough***
3. Importance of ***Execution and Delivery***
4. ***Teamwork is required*** : No More Silos
5. We must *focus on Multiple Fronts* (no single variable)
6. ***The Competition never sleeps***
7. ***The bar always rises.*** We move up a weight class and meet larger, stronger competition
8. ***Speed-to-Reform*** should be our new mantra
9. ***Maintaining Momentum*** is important (gain speed)
10. ***Embedding and institutionalizing change*** / reform for the long run is important. This has become a key concern.

Public – Private Collaboration is important and effective. We learn from each other.



Questions



@ncc_PH



/Compete.Philippines






NATIONAL COMPETITIVENESS COUNCIL | PHILIPPINES

URL: www.competitive.org.ph

Email: admin@competitive.org.ph



www.facebook.com/Compete.Philippines



www.twitter.com/ncc_PH