



NATIONAL
COMPETITIVENESS
COUNCIL | PHILIPPINES

E a s e o f D o i n g B u s i n e s s

GAMEPLAN 2.0

Good Governance Summit 2014
January 15-17, 2014

MR. GUILLERMO M. LUZ
Private Sector Co-Chair, NCC





GLOBAL COMPETITIVENESS REPORT CARD

Report	2014 Rank	2013 Rank	2012 Rank	2011 Rank	Change	ASEAN	Next Report	Source	Target
1. WEF Global Competitiveness Index		59/148	65/144	75/142	Up 6	6 of 10	Sep-14	WEF	49
2. IFC Ease of Doing Business		108/189	138/185	136/183	Up 30	6 of 10	Oct-14	IFC	63
3. IMD World Competitiveness Report		38/60	43/59	41/59	Up 5	4 of 5	May-14	IMD	20
4. TI Corruption Perception Index		94/177	105/179	129/183	Up 11	4 of 10	Dec-13	Transparency International	60
5.* Economic Freedom Index	89/178	97/177	107/179	115/179	Up 8	5 of 7	Jan-14	Heritage Foundation	59
6. Global Information Technology Report		86/144	86/142	86/138	no change	6 of 7	Apr-14	WEF	47
7. Travel and Tourism Report		82/140	n/a	94/139	Up 12	7 of 8	Mar-15	WEF	46
8. Global Innovation Index		90/142	95/141	91/125	Up 5	7 of 9	Jul-14	WIPO	47
9. Logistics Performance Index		--	52/155	44/155	Down 8	4 of 9	Feb-14	World Bank	51
10. Failed States Index		59/178	56/177	51/177	Up 3	7 of 10	Jun-14	Fund for Peace	118

*Economic Freedom Index results released yesterday (1/14/14)

www.competitive.org.ph



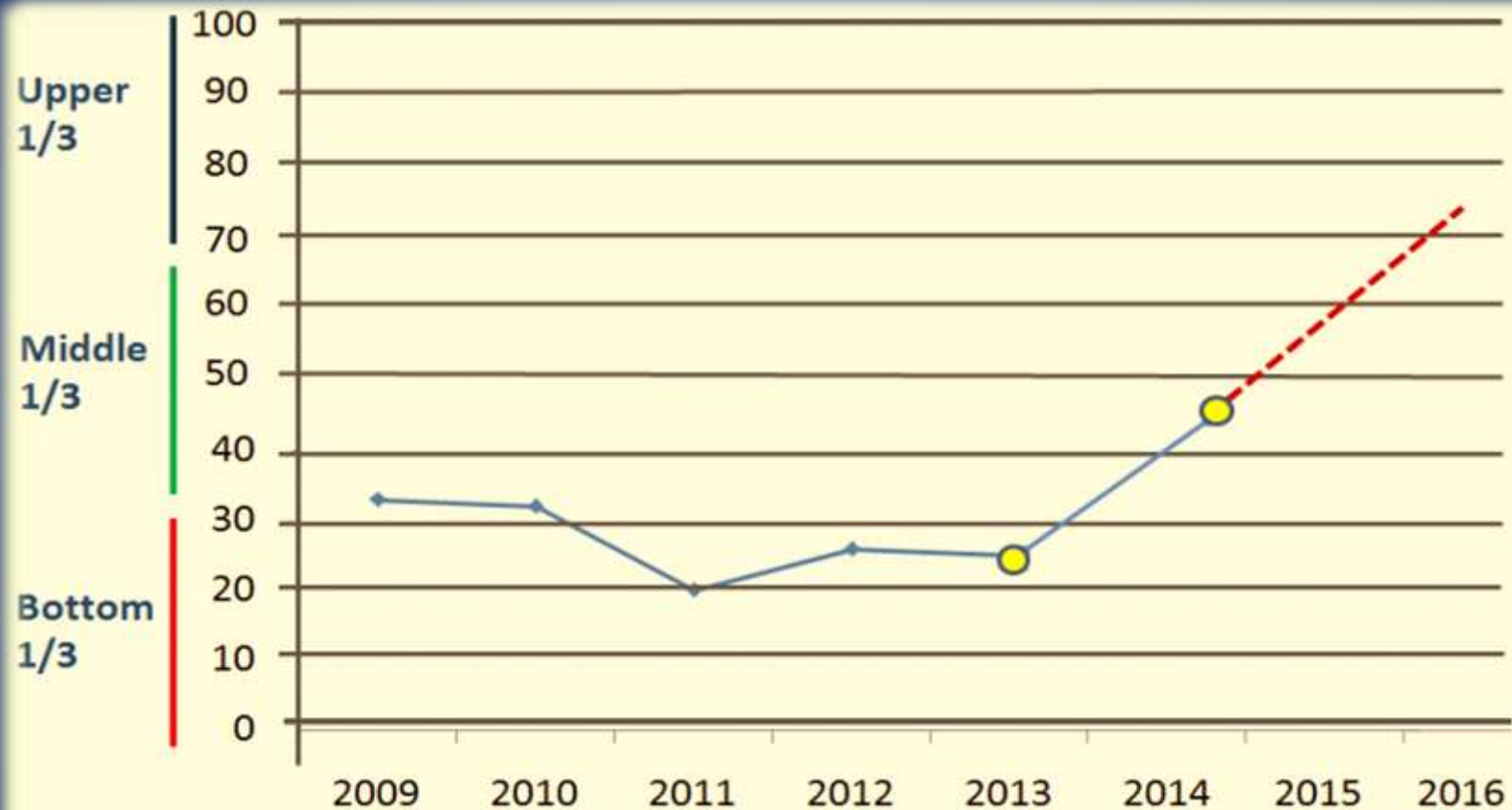
GLOBAL COMPETITIVENESS PERFORMANCE

Report	Change 2013 vs 2012	Change over 3 years
1. World Economic Forum Global Competitiveness Index	+ 6	+ 26
2. IFC/WB Ease of Doing Business Report	+ 30*	+ 28
3. IMD World Competitiveness Report	+5	+3
4. Transparency International Corruption Perceptions Index	+11	+35
5. Economic Freedom Index	+10	+18
6. Global IT Report (WEF)	0	0
7. Travel and Tourism Report (WEF)	+12	+12
8. Global Innovation Index	+5	+17



EASE OF DOING BUSINESS REPORT PHILIPPINES (2009-2014)

Based on Percentile Rank





2013 EODB PHILIPPINE REPORT OVERVIEW

Indicators	2014 (189)	Variance 2013-2014	2013 (185)	2012 (183)
Over-all ranking	108	+30	138	136
1. Starting a business	170	-9	161	158
2. Dealing w/ construction permits	99	+1	100	101
3. Getting electricity	33	+24	57	53
4. Registering Property	121	+1	122	120
5. Getting Credit	86	+43	129	127
6. Protecting Investors	128	--	128	124
7. Paying Taxes	131	+12	143	136
8. Trading across borders	42	+11	53	56
9. Enforcing contracts	114	-3	111	109
10. Resolving Insolvency	100	+65	165	166



WORLD RANKING OF ASEAN COUNTRIES

2012-2014

ASEAN	2014 (out of 189)	2013 (out of 185)	CHANGE	2012 (out of 183)	CHANGE
1. Singapore	1	1	0	1	0
2. Malaysia	6	12	6	14	2
3. Thailand	18	18	0	17	-1
4. Brunei Darussalam	59	79	20	83	4
5. Vietnam	99	99	0	99	0
6. Philippines	108	138	30	136	-2
7. Indonesia	120	128	8	130	2
8. Cambodia	137	133	-4	141	8
9. Lao PDR	159	163	4	166	3
10. Myanmar*	182	NDA	0	NDA	0

*Myanmar is one of the four new economies measured in the report together with Libya, San Marino and South Sudan.



2014 TOP TEN MOST IMPROVED IN TERMS OF RANKING

Economy		2013	2014	CHANGE
1	Philippines	138	108	30
2	Ukraine	137	112	25
3	Rwanda	52	32	20
4	Brunei Darussalam	79	59	20
5	Russian Federation	112	92	20
6	Burundi	159	140	19
7	Guatemala	93	79	14
8	Brazil	130	116	14
9	Iraq	165	151	14
10	Kosovo	98	86	12

JULY 2012

NCC crafts
Gameplan for
Competitive
-ness

1



JANUARY 2013

Meeting with PH
Embassy in
Washington



5

MARCH 2013

Target
validation
workshops

6

MAY 2013

President Aquino
signs Administrative
Order No. 38
creating an inter-
agency Ease of
Doing
Business
Task
Force

8



**JULY 2013
OCTOBER 2013**

Task Force
convenes

10



**SEPTEMBER
2012**

Economic
Development
Cluster approves
Gameplan

2

**DECEMBER 2012
FEBRUARY 2013**

Public-Private
Dialogues

4



MAY 2013

Work teams commit
to implement
targets at
Ease of
Doing
Business
Summit

7



JUNE 2013

Submitted
reform
inventory
to IFC

9

**OCTOBER
2013**

Release of
2014 Doing
Business
Report

11





NATIONAL
COMPETITIVENESS
COUNCIL | PHILIPPINES

GAMEPLAN 1.0

Simplification Flowchart



Indicator: Starting a Business

Number of Steps, 2012-13

16

Number of Days, 2012-13

36



Indicator: Starting a Business

Number of Steps, 2013-14

11

Number of Days, 2013-14

11

Indicator: Starting a Business



START

Verify and reserve company name with SEC.

Deposit paid-up capital and obtain bank certificate.

Notarize articles of incorporation and treasurer's affidavit.

Register the company with SEC and receive pre-registered TIN.

Buy special books of account at bookstore.

Obtain business permit from BPLO.

Pay annual community tax and obtain community tax certificate.

Obtain barangay clearance.

Apply and pay for Certificate of Registration and obtain TIN at BIR.

Pay registration fee and documentary stamp taxes

Obtain authority to print receipts and invoices from BIR.

Print receipts and invoices.

END

Register with Pag-IBIG.

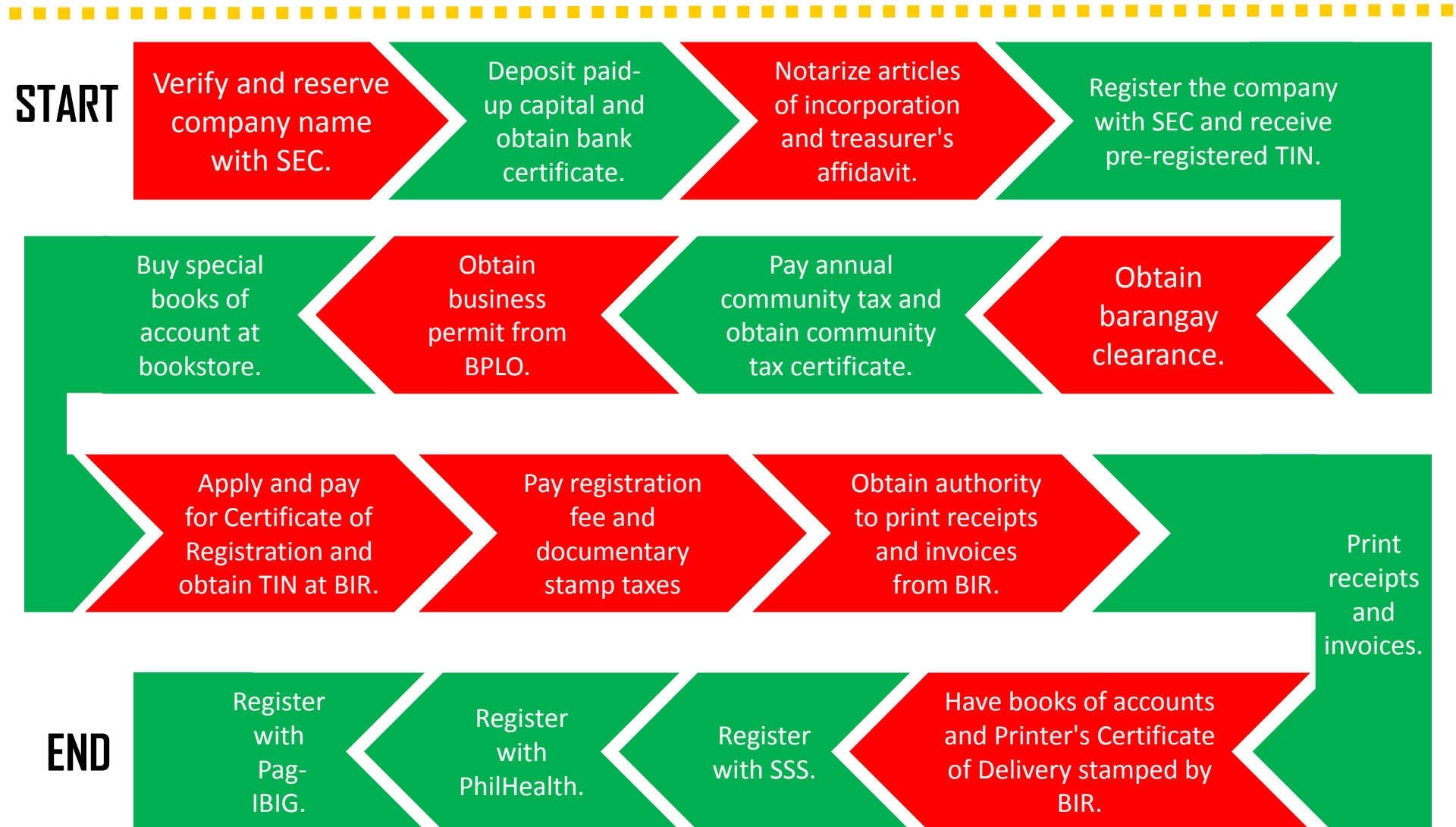
Register with PhilHealth.

Register with SSS.

Have books of accounts and Printer's Certificate of Delivery stamped by BIR.

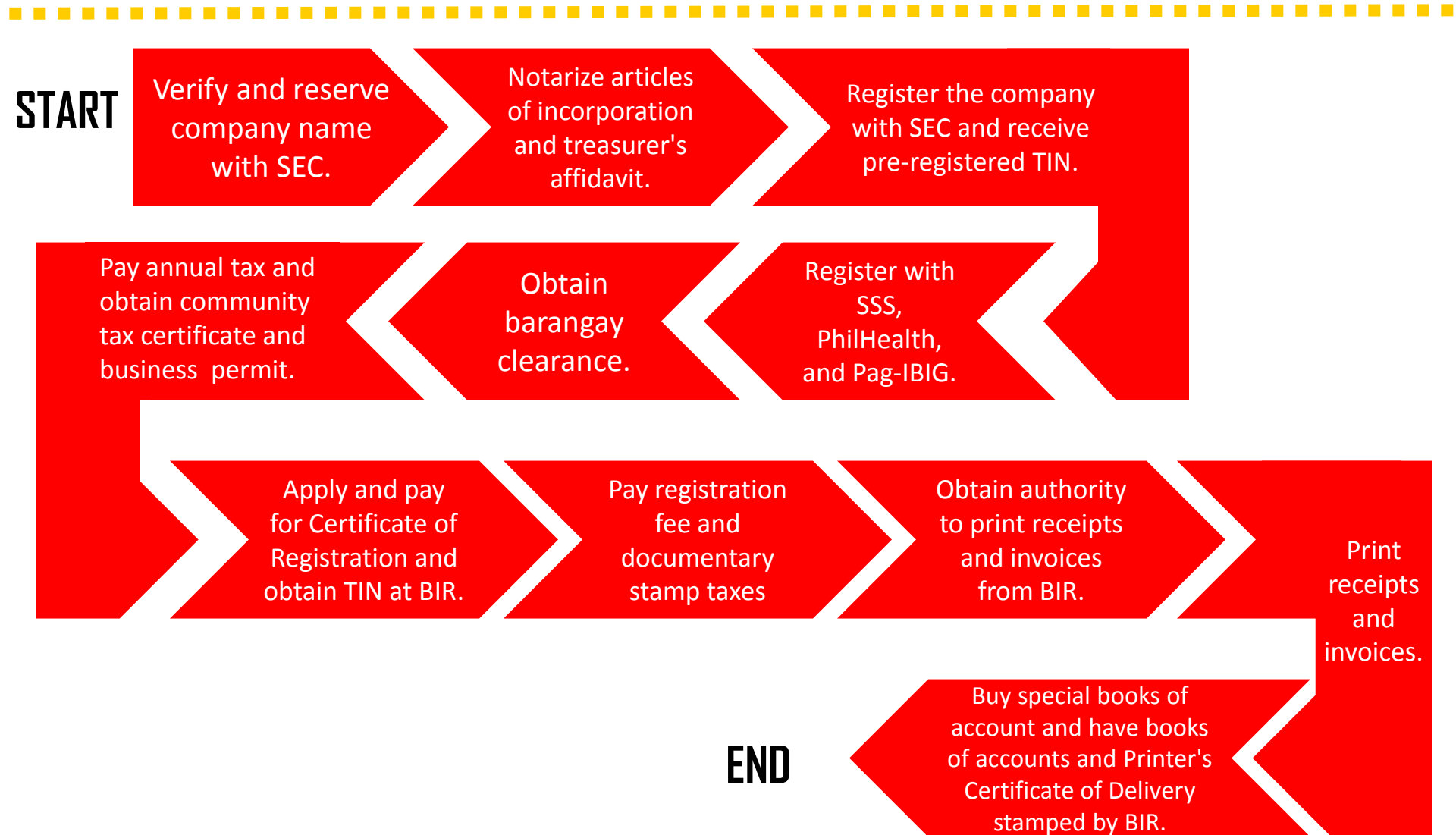


Indicator: Starting a Business





Indicator: Starting a Business





GAMEPLAN 1.0: ACCOMPLISHMENT REPORT

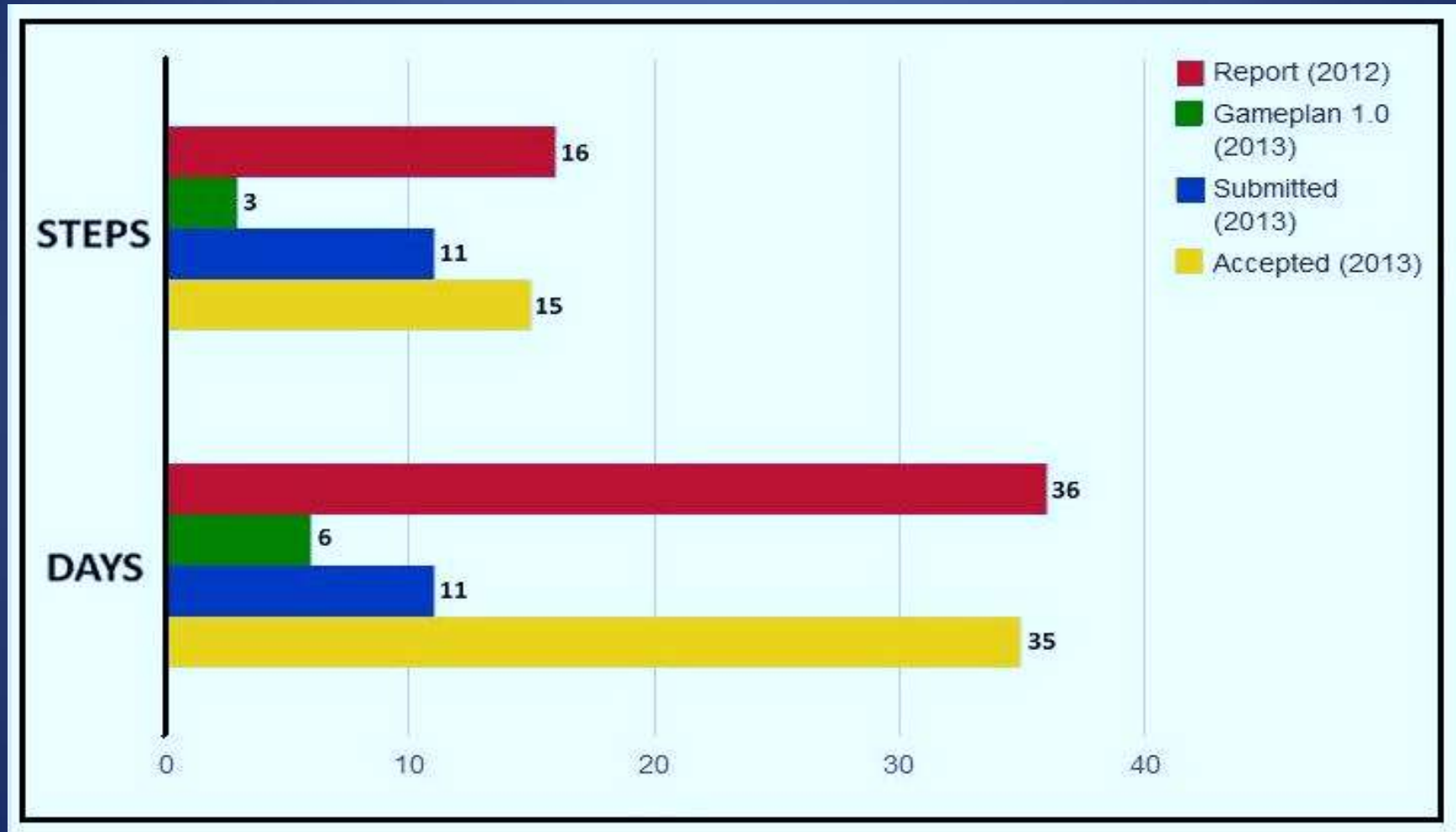
LEGEND

-  **2012 Report-** base report for Gameplan 1.0
-  **2013 Gameplan Targets** – based on ASEAN benchmarks
-  **2013 Submitted Reforms** – from all Doing Business work teams
-  **2013 Accepted Reforms** - for 2014 Report



GAMEPLAN 1.0: ACCOMPLISHMENT REPORT

Starting A Business



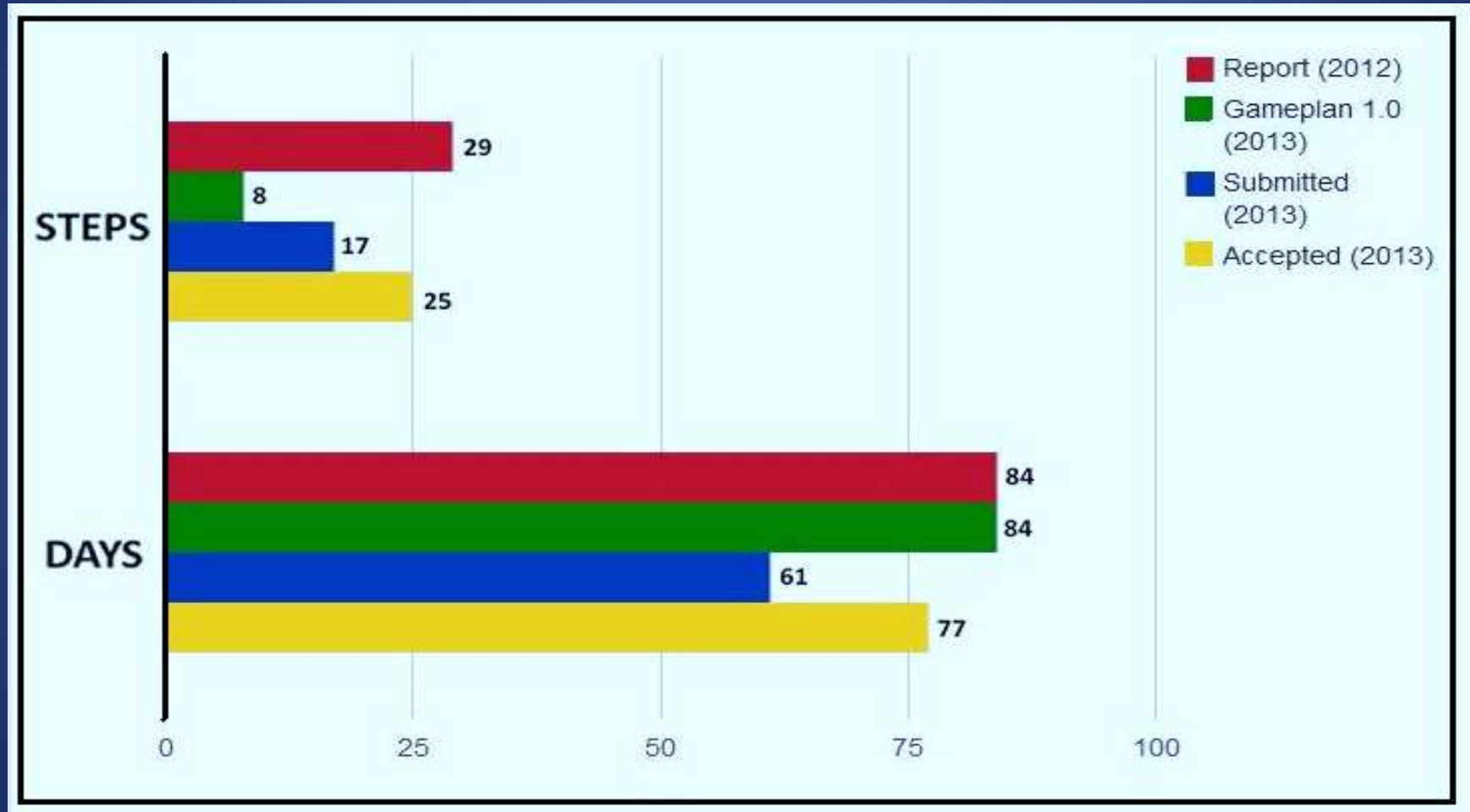


GAMEPLAN 1.0:

ACCOMPLISHMENT REPORT

Dealing with Construction

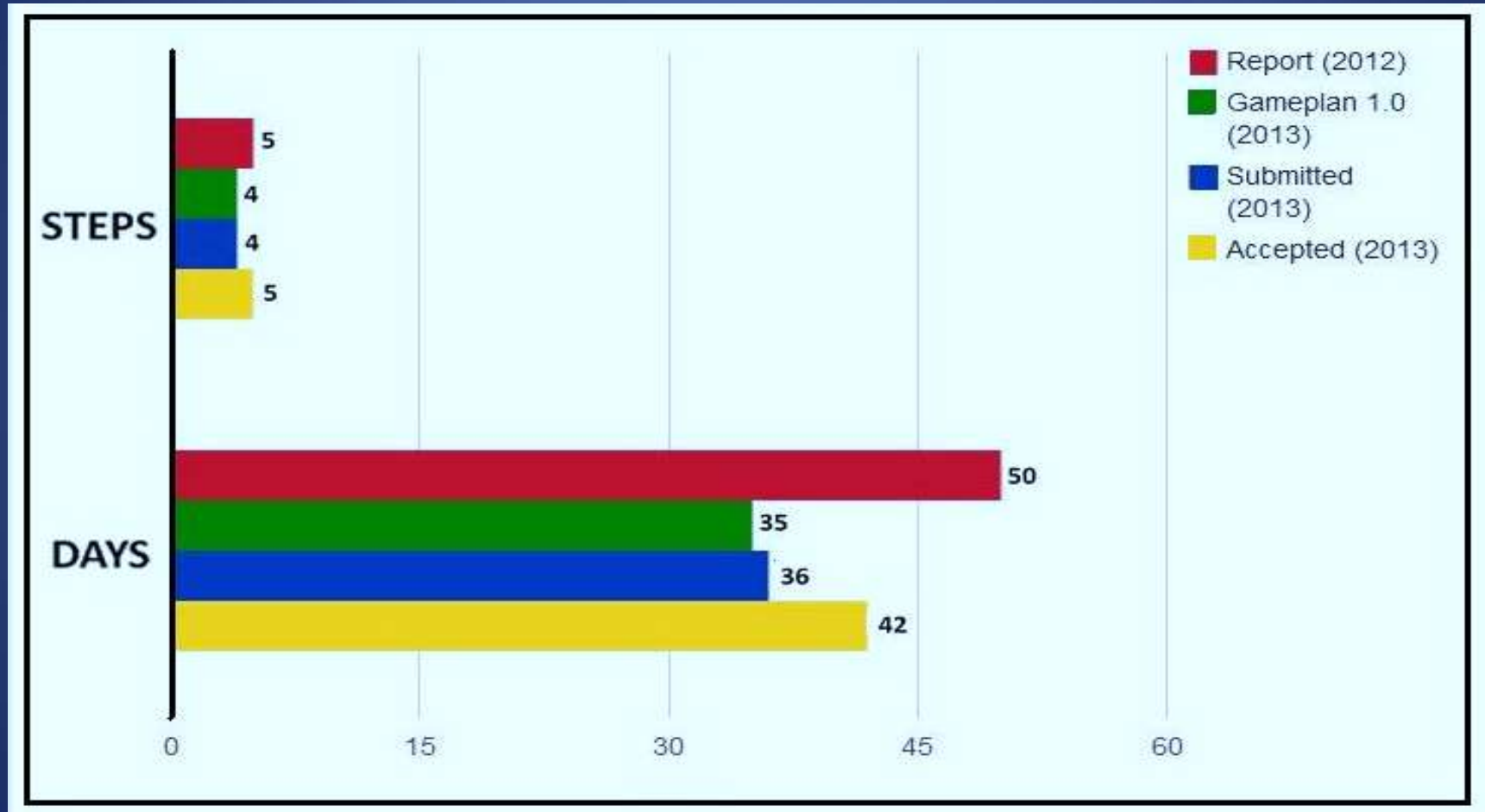
Permits





GAMEPLAN 1.0: ACCOMPLISHMENT REPORT

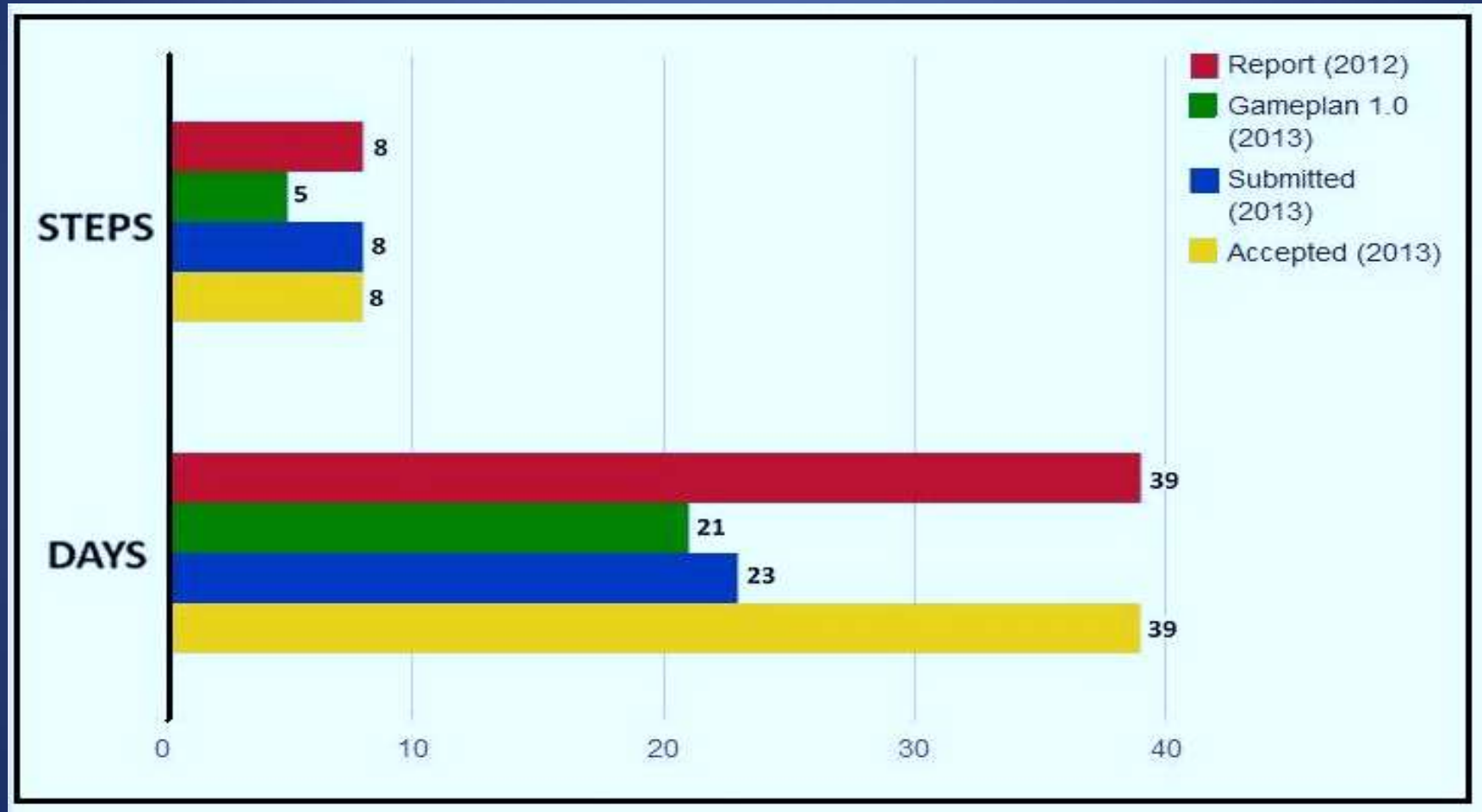
Getting Electricity





GAMEPLAN 1.0: ACCOMPLISHMENT REPORT

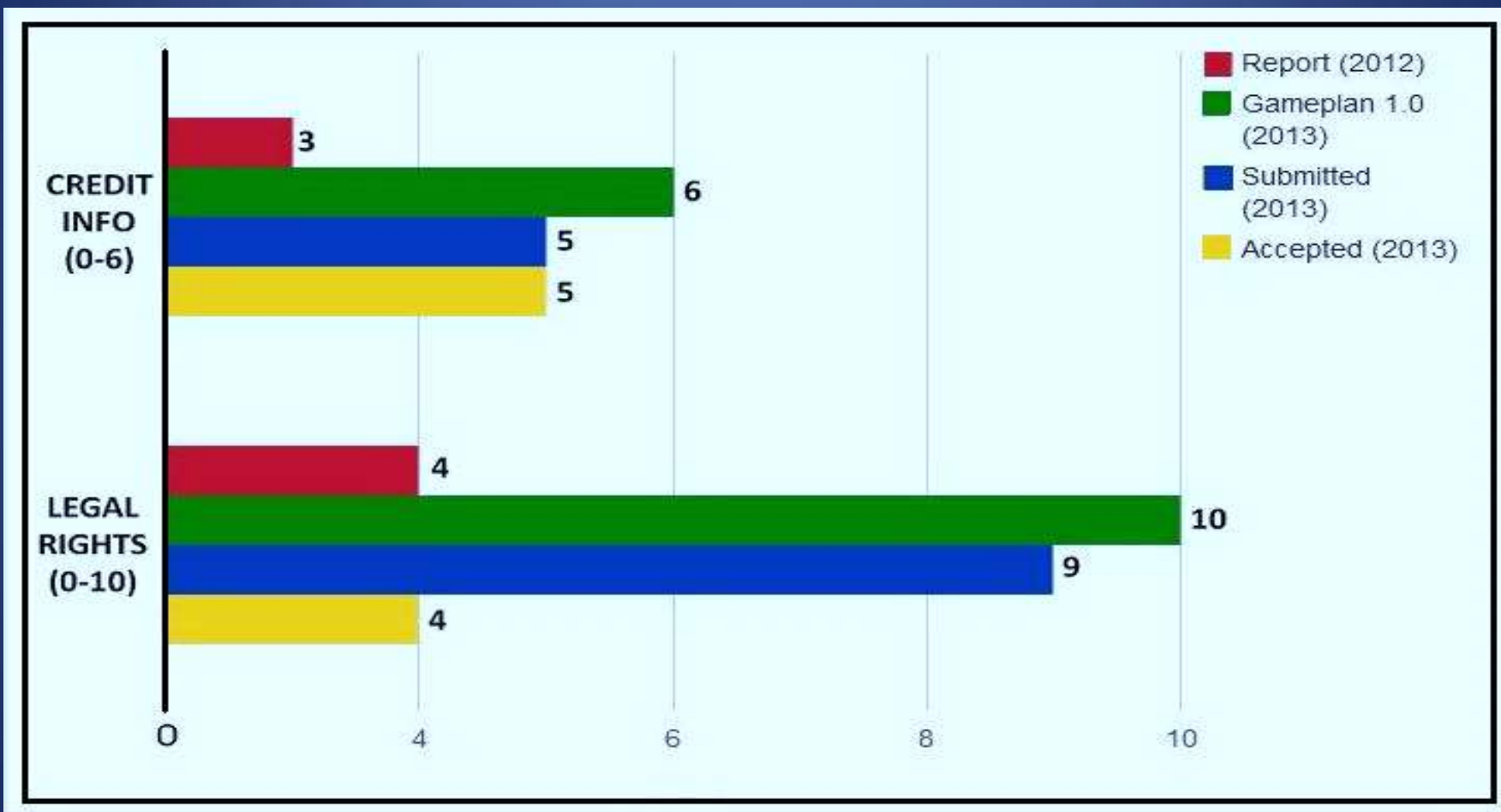
Registering Property





GAMEPLAN 1.0: ACCOMPLISHMENT REPORT

Getting Credit

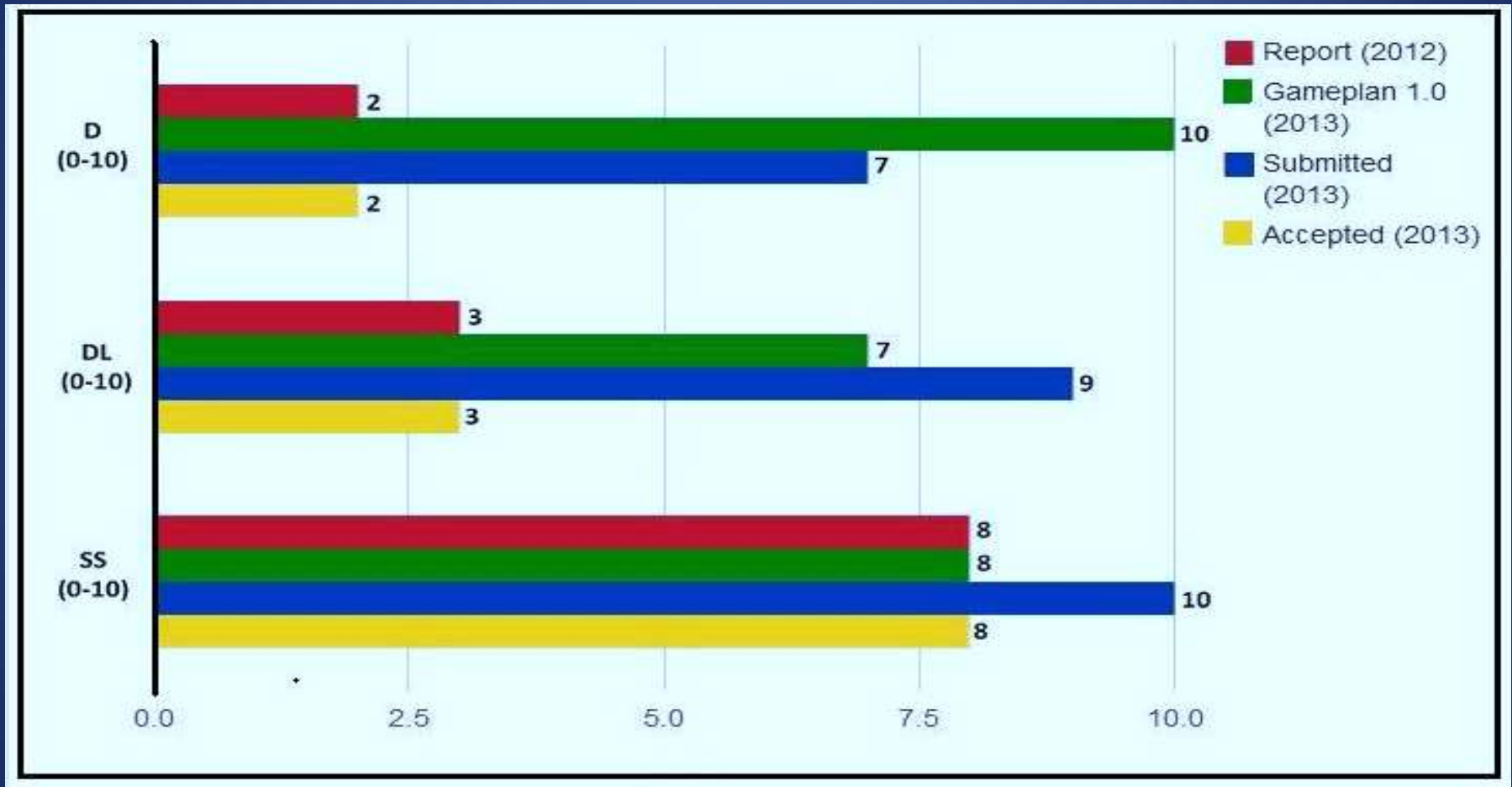


LEGEND: *Credit Info* = Depth of Credit Information Index; *Legal Rights* = Strength of Legal Rights Index



GAMEPLAN 1.0: ACCOMPLISHMENT REPORT

Protecting Investors

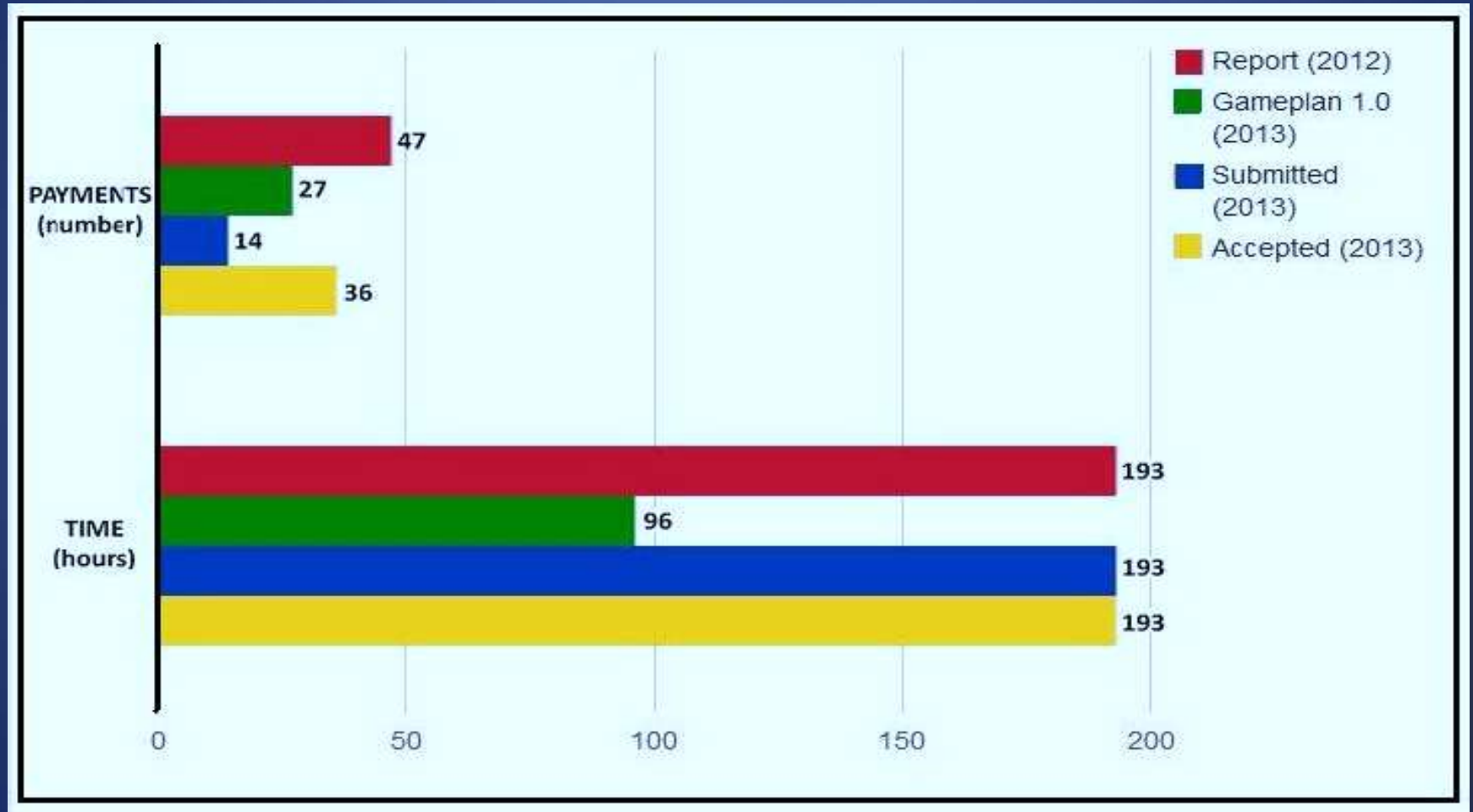


LEGEND: D = Extent of Disclosure Index DL = Extent of Director Liability Index
SS = Ease of Shareholder suits Index



GAMEPLAN 1.0: ACCOMPLISHMENT REPORT

Paying Taxes

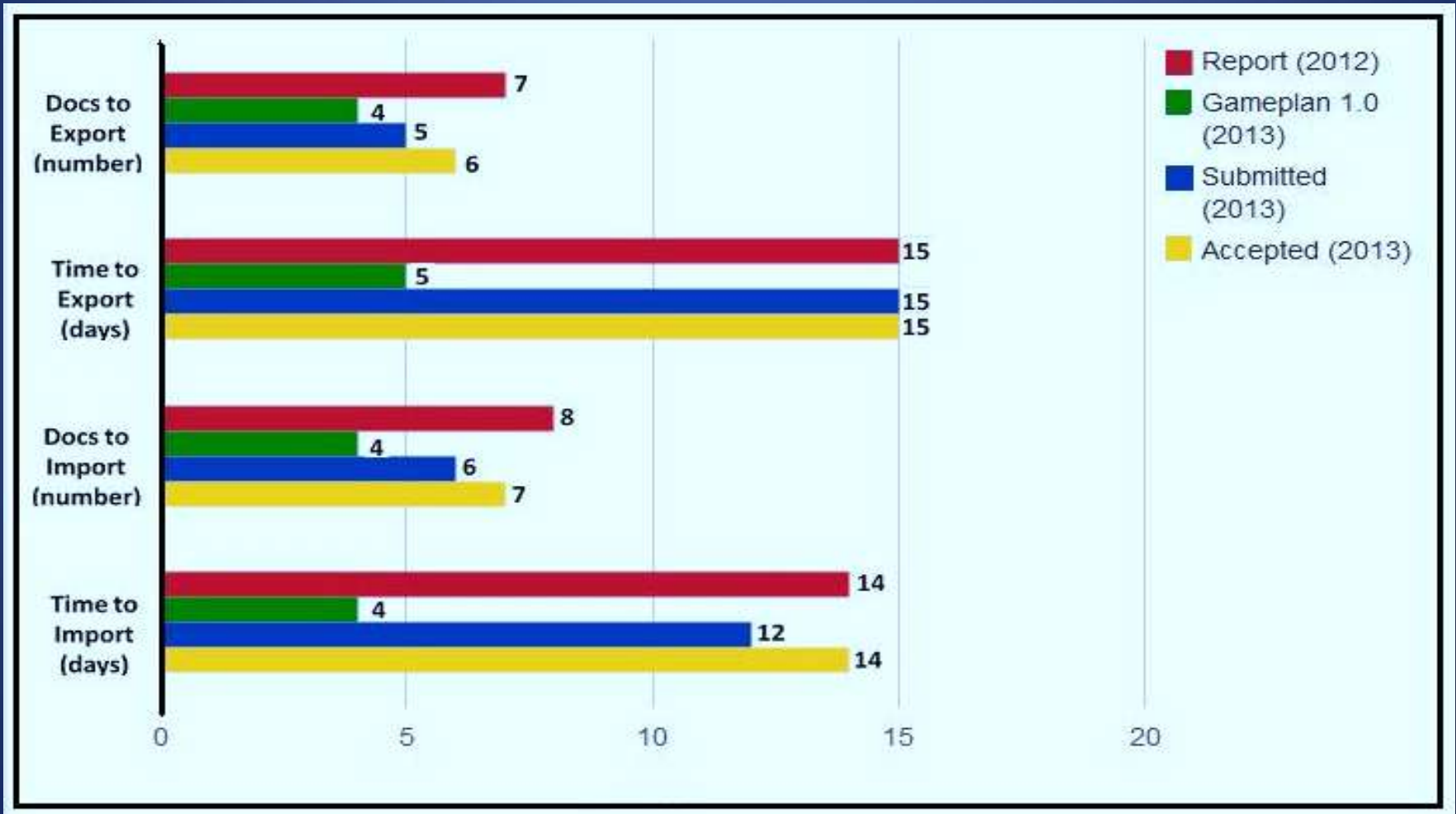




GAMEPLAN 1.0:

Trading Across Borders

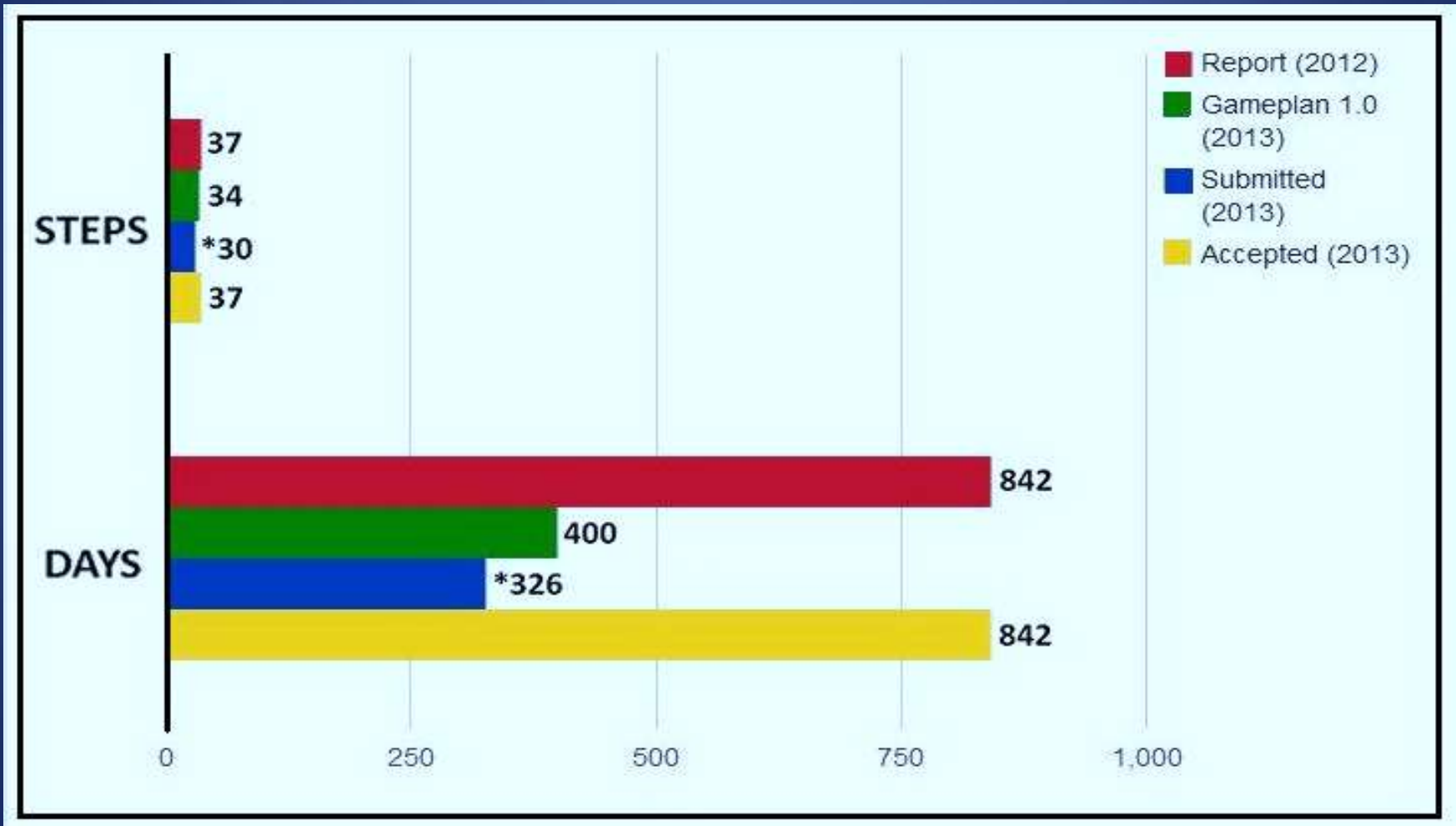
ACCOMPLISHMENT REPORT





GAMEPLAN 1.0: ACCOMPLISHMENT REPORT

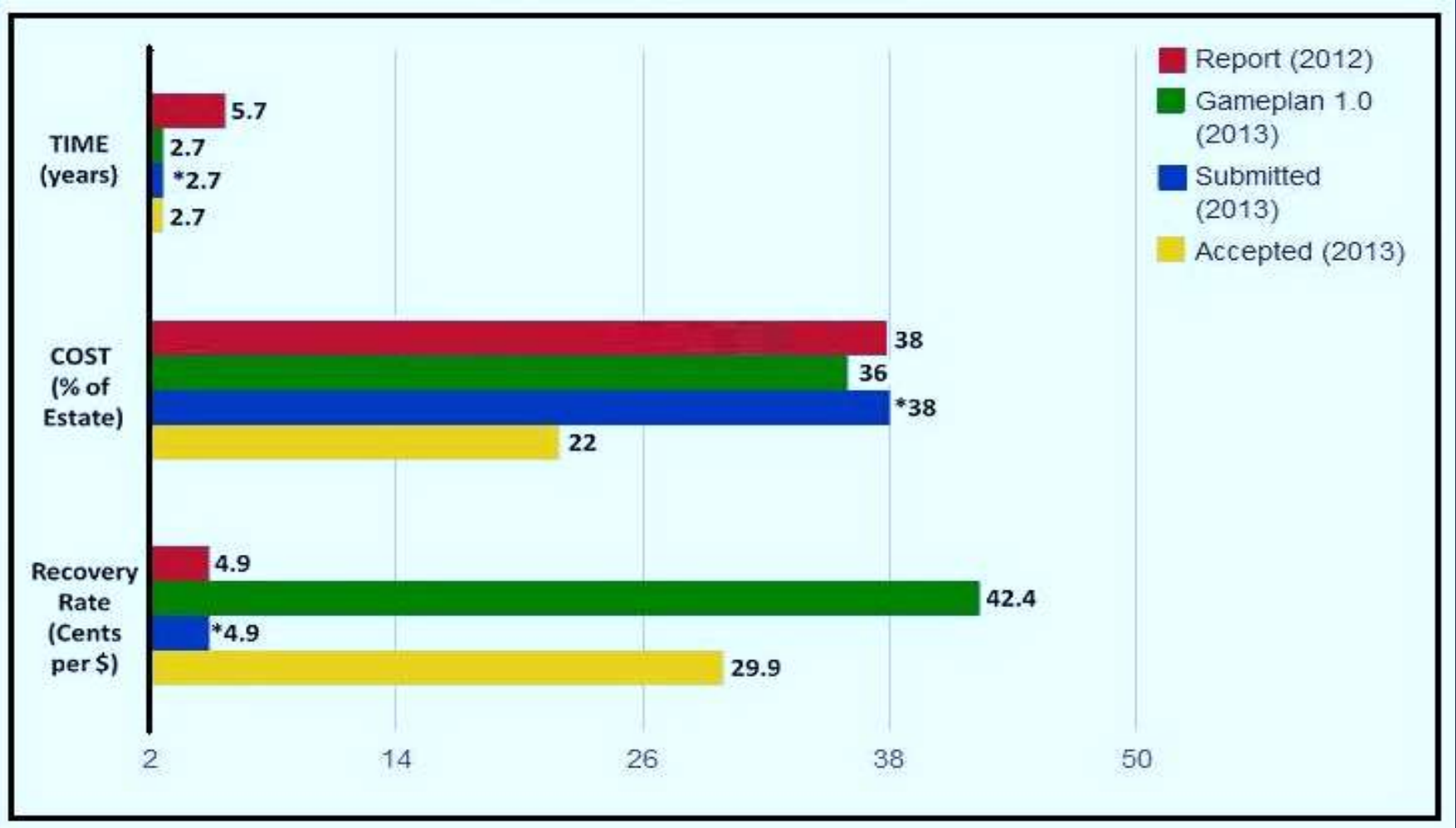
Enforcing Contracts





GAMEPLAN 1.0: ACCOMPLISHMENT REPORT

Resolving Insolvency





NATIONAL
COMPETITIVENESS
COUNCIL | PHILIPPINES

GAMEPLAN 2.0

EFFECTS OF REFORMS ON SPECIFIC INDICATORS AND WORLD RANKING

Base: 2014 Report



2014 WORLD RANKING OF ASEAN COUNTRIES PER INDICATOR

Country		Starting a Business	Dealing w/ Construction Permits	Getting Electricity	Registering Property	Getting Credit	Protecting Investors	Paying Taxes	Trading Across Borders	Enforcing Contracts	Resolving Insolvency
Singapore	1 --	3 ↑	3 ↓	6 ↓	28 ↑	3 ↑	2 --	5 --	1 --	12 --	4 ↓
Malaysia	6 ↑	16 ↑	43 ↑	21 ↑	35 ↓	1 --	4 --	36 ↓	5 ↑	30 ↑	42 ↑
Thailand	18 --	91 ↓	14 ↑	12 ↓	29 ↓	73 ↓	12 ↑	70 ↑	24 ↓	22 ↑	58 --
Brunei	59 ↑	137 ↓	46 ↓	29 --	116 ↓	55 ↑	115 ↑	20 ↑	39 ↑	161 ↓	48 ↓
Vietnam	99 --	109 ↓	29 ↓	156 ↓	51 ↓	42 ↓	157 ↑	149 ↓	65 ↑	46 ↓	149 --
Philippines	108 ↑	170 ↓	99 ↑	33 ↑	121 ↑	86 ↑	128 --	131 ↑	42 ↑	114 ↓	100 ↑
Indonesia	120 ↑	175 ↓	88 ↓	121 ↑	101 ↓	86 ↑	52 ↓	137 ↓	54 ↓	147 ↓	144 ↑
Cambodia	137 ↓	184 ↓	161 ↓	134 ↓	118 ↓	42 ↑	80 ↑	65 ↑	114 ↑	162 ↓	163 ↓
Laos	159 ↑	85 ↓	96 ↓	140 ↓	76 ↓	159 ↑	187 ↓	119 ↑	161 ↓	104 ↑	189 ↓
Myanmar	182 --	189 --	150 --	126 --	154 --	170 --	182 --	107 --	113 --	188 --	155 --



STARTING A BUSINESS

BENCHMARK: MALAYSIA

Economy		Procedures (number)	Time (days)	Cost (% of income per capita)	Paid-in Min. Capital (% of income per capita)	RANK
1	Singapore	3	3	0.6	-	3
* 2	<i>Malaysia</i>	3	6	7.6	-	16
3	Lao PDR	6	92	6.7	-	85
4	Thailand	4	28	6.7	0.0	91
5	Vietnam	10	34	7.7	-	109
6	Brunei Darussalam	15	101	9.9	-	137
7	<i>Philippines</i>	15	35	18.7	4.6	170
8	Indonesia	10	48	20.5	38.5	175
9	Cambodia	11	104	150.6	27.5	184
10	Myanmar	11	72	176.7	7,016.0	189



STARTING A BUSINESS SCORE SIMULATION

Indicator	2014 Report	2015 Report	Movement/ Change in rank
Number of Days	35	6	-29 days
Number of Steps	15	3	-12 steps
Cost (% income/per capita)	18.7	18.7	--
Min Paid In Capital	4.6	0	-4.6
Effect in indicator ranking	170	30	↑ 140
Effect in world ranking	108	85	↑ 23

Recommendation	Agency
<ul style="list-style-type: none">• Reduce number of days• Reduce number of steps• Reduce cost• Implement Online Business Registration• Consider removing Min. Paid in Capital	<p>SEC, QC, SSS, PBR, BIR, Philhealth, Pag-ibig</p> <p>SEC/Congress</p>



DEALING WITH CONSTRUCTION PERMITS

BENCHMARK: THAILAND

	Economy	Procedures (number)	Time (days)	Cost (% of income per capita)	Ease of Construction RANK
1	Singapore	11	26	15.7	3
* 2	<i>Thailand</i>	8	157	8.3	14
3	Vietnam	11	114	56.3	29
4	Malaysia	15	130	14.7	43
5	Brunei Darussalam	22	95	3.5	46
6	Indonesia	13	158	87.2	88
7	Lao PDR	23	108	45.8	96
8	Philippines	25	77	79.4	99
9	Myanmar	16	159	566.9	150
10	Cambodia	21	652	35.7	161



DEALING WITH CONSTRUCTION PERMITS SCORE SIMULATION

Indicator	2014 Report	2015 Report	Movement/ Change in rank
Number of Days	77	77	--
Number of Steps	25	8	-17 steps
Cost (% income per capita)	79.4	79.4	--
Effect in indicator ranking	99	10	↑ 89
Effect in world ranking	108	97	↑ 11

Recommendation	Agency
<ul style="list-style-type: none">• Reduce the number of Steps• Consider reducing cost	QC-LGU , BFP, Registry of Deeds, Maynilad,



GETTING ELECTRICITY BENCHMARK: THAILAND

	Economy	Procedures (number)	Time (days)	Cost (% of income per capita)	RANK
1	Singapore	4	36	27.5	6
* 2	<i>Thailand</i>	4	35	67.3	12
3	Malaysia	5	32	49.1	21
4	Brunei Darussalam	5	56	35.9	29
5	Philippines	5	42	118.2	33
6	Indonesia	6	101	370.6	121
7	Myanmar	5	91	3,175.5	126
8	Cambodia	4	168	2,636.1	134
9	Lao PDR	5	134	1,913.0	140
10	Vietnam	6	115	1,726.4	156



GETTING ELECTRICITY SCORE SIMULATION

Indicator	2014 Report	2015 Report	Movement/ Change in rank
Number of Days	42	35	-7 days
Number of Steps	5	4	-1 step
Cost (% income per capita)	118.2	118.2	--
Effect in indicator ranking	33	16	↑ 17
Effect in world ranking	108	104	↑ 4

Recommendation	Agency
<ul style="list-style-type: none">• Reduce number of steps• Reduce number days• Consider reducing Cost	QC-LGU, MERALCO



REGISTERING PROPERTY

BENCHMARK: SINGAPORE

	Economy	Procedures (number)	Time (days)	Cost (% of property value)	Ease of Property RANK
*1	<i>Singapore</i>	5	6	2.9	28
2	Thailand	2	2	6.3	29
3	Malaysia	5	14	3.3	35
4	Vietnam	4	57	0.6	51
5	Lao PDR	5	98	1.1	76
6	Indonesia	6	22	10.9	101
7	Brunei Darussalam	7	298	0.6	116
8	Cambodia	7	56	4.4	118
9	Philippines	8	39	4.8	121
10	Myanmar	6	113	7.2	154



REGISTERING PROPERTY SCORE SIMULATION

Indicator	2014 Report	2015 Report	Movement/ Change in rank
Number of Days	39	6	-33 days
Number of Steps	8	5	-3 steps
Cost (% of property value)	4.8	4.8	--
Effect in indicator ranking	121	39	↑ 82
Effect in world ranking	108	96	↑ 12

Recommendation	Agency
<ul style="list-style-type: none">• Reduce number of steps• Reduce number days• Automation of C.A.R.	QC-LGU, LRA and BIR



GETTING CREDIT

BENCHMARK: MALAYSIA

	Economy	Credit Information Index	Legal Rights Index	Sum getting credit	Ease of Credit RANK
*1	<i>Malaysia</i>	6	10	16	1
2	Singapore	5	10	15	3
3	Vietnam	4	8	12	42
4	Cambodia	4	8	12	42
5	Brunei Darussalam	4	7	11	55
6	Thailand	5	5	10	73
7	Indonesia	4	5	9	86
8	Philippines	5	4	9	86
9	Lao PDR	2	4	6	159
10	Myanmar	-	4	4	170



GETTING CREDIT SCORE SIMULATION

Indicator	2014 Report	2015 Report	Movement/ Change in rank
Credit Information Index	5	6	+1
Legal Rights Index	4	10	+6
Effect in indicator ranking	86	1	↑ 85
Effect in world ranking	108	85	↑ 23

Recommendation	Agency
<ul style="list-style-type: none">• Make credit data on utilities available• Review Collateral and Bankruptcy Laws• National Collateral registry	Utility Companies DOJ,, Congress, ACRRALAW, LRA



PROTECTING INVESTORS BENCHMARK: MALAYSIA

	Economy	Disclosure	Director Liability	Shareholder Suits	rank
1	Singapore	10	9	9	2
*2	<i>Malaysia</i>	10	9	7	4
3	Thailand	10	7	6	12
4	Indonesia	10	5	3	52
5	Cambodia	5	10	1	80
6	Brunei Darussalam	4	2	8	115
7	Philippines	2	3	8	128
8	Vietnam	7	1	2	157
9	Myanmar	3	-	4	182
10	Lao PDR	2	1	2	187



PROTECTING INVESTORS SCORE SIMULATION

Indicator	2014 Report	2015 Report	Movement/ Change in rank
Disclosure	2	10	+8
Director Liability	3	9	+6
Shareholder Suits Index	8	8	--
Effect in indicator ranking	128	3	↑ 105
Effect in world ranking	108	78	↑30

Recommendation	Agency
<ul style="list-style-type: none">Review Corporations Code of the Philippines	DOJ, Congress, ACRRALAW and SEC



PAYING TAXES

BENCHMARK: MALAYSIA

	Economy	Payments (number)	Time (hours)	Total tax rate (% profit)	Ease of Taxes RANK
1	Singapore	5	82	27.1	5
2	Brunei Darussalam	27	96	16.1	20
*3	Malaysia	13	133	36.3	36
4	Cambodia	40	173	21.4	65
5	Thailand	22	264	29.8	70
6	Myanmar	31	155	48.9	107
7	Lao PDR	34	362	26.8	119
8	Philippines	36	193	44.5	131
9	Indonesia	52	259	32.2	137
10	Vietnam	32	872	35.2	149



PAYING TAXES SCORE SIMULATION

Indicator	2014 Report	2015 Report	Movement/ Change in rank
Number of Payments	36	13	23
Number of Hours	193	193	--
Total Tax Rate	44.5	44.5	--
Effect in indicator ranking	131	80	↑ 51
Effect in world ranking	108	103	↑ 5

Recommendation	Agency
<ul style="list-style-type: none">• Reduce number of payments• Reduce number of Hours• Consider reducing tax rate	PAG-IBIG, PHILHEALTH, BIR



TRADING ACROSS BORDERS

BENCHMARK: SINGAPORE

	Economy	Documents for export (number)	Time for export (days)	Cost to export (US\$ per container)	Documents for import (number)	Time for import (days)	Cost to import (US\$ per container)	Ease of Trading RANK
*1	<i>Singapore</i>	3	6	460	3	4	440	1
2	Malaysia	4	11	450	4	8	485	5
3	Thailand	5	14	595	5	13	760	24
4	Brunei Darussalam	5	19	705	5	15	770	39
5	Philippines	6	15	585	7	14	660	42
6	Indonesia	4	17	615	8	23	660	54
7	Vietnam	5	21	610	8	21	600	65
8	Myanmar	9	25	670	9	27	660	113
9	Cambodia	8	22	795	9	24	930	114
10	Lao PDR	10	23	1,950	10	26	1,910	161



TRADING ACROSS BORDERS SCORE SIMULATION

Indicator	2014 Report	2015 Report	Movement/ Change in rank
Documents to Import	7	3	-3
Days to Import	14	4	-10
Cost (US\$/container)	660	660	--
Documents to Export	6	3	-3
Days to Export	15	6	-9
Cost (US\$/container)	585	585	--
Effect in indicator ranking	42	3	↑ 39
Effect in world ranking	108	99	↑ 9

Recommendation	Agency
<ul style="list-style-type: none">• Reduce documents to import and export• Reduce days to import and export	BOC



ENFORCING CONTRACTS

BENCHMARK: MALAYSIA

	Economy	Procedures (number)	Time (days)	Cost (% of claim)	Ease of Contracts RANK
1	Singapore	21	150	25.8	12
2	Thailand	36	440	15.0	22
*3	<i>Malaysia</i>	29	425	27.5	30
4	Vietnam	36	400	29.0	46
5	Lao PDR	42	443	31.6	104
6	Philippines	37	842	26.0	114
7	Indonesia	40	498	139.4	147
8	Brunei Darussalam	47	540	36.6	161
9	Cambodia	44	483	103.4	162
10	Myanmar	45	1,160	51.5	188



ENFORCING CONTRACTS

SCORE SIMULATION

Indicator	2014 Report	2015 Report	Movement/ Change in rank
Number of Days	842	425	417
Number of Steps	37	29	8
Cost (% of Claim)	26.0	26.0	--
Effect in indicator ranking	114	24	↑ 90
Effect in world ranking	108	97	↑ 11

Recommendation	Agency
<ul style="list-style-type: none">• Reduce number of steps• Reduce number days• Fully implement e-court system	DOJ, ACCRALAW



RESOLVING INSOLVENCY BENCHMARK: THAILAND

	Economy	Time (years)	Cost (% of estate)	Recovery rate (cents on the dollar)	Ease of Resolving RANK
1	Singapore	0.8	3	89.4	4
2	Malaysia	1.5	10	48.9	42
3	Brunei Darussalam	2.5	4	47.2	48
*4	Thailand	2.7	36	42.2	58
5	Philippines	2.7	22	29.9	100
6	Indonesia	4.5	18	17.9	144
7	Vietnam	5.0	15	16.2	149
8	Myanmar	5.0	18	14.7	155
9	Cambodia	6.0	28	8.2	163
10	Lao PDR	no practice	no practice	-	189



RESOLVING INSOLVENCY SCORE SIMULATION

Indicator	2014 Report	2015 Report	Movement/ Change in rank
Time	2.7	2.7	--
Cost	22	22	--
Recovery Rate	29.9	42.2	12.3
Effect in indicator ranking	100	58	↑ 42
Effect in world ranking	108	99	↑ 9

Recommendation	Agency
<ul style="list-style-type: none">• Monitor Implementation of FRIA.• Monitor effect of FRIA – IRR to the Time and Cost	DOJ



The Results

Scenarios:

- **Low Hanging Fruit** - Impact of FULL implementation of Doing Business 2013 reform inventory.
- **Big Impact Indicators** – Implement reforms on 4 identified Gameplan 2.0 big impact indicators (Starting a Business, Registering Property, Getting Credit, Protecting Investors).
- **Stretch targets** – Implement suggested reforms for all indicators.



RESULT

LOW HANGING FRUIT SCENARIO

2014 RANK	2015 RANK	EFFECT IN RANK
108	39	↑ 69

Low Hanging Fruit - Impact of FULL implementation of Doing Business 2013 reform inventory on 8 indicators : Starting a business, Dealing with Construction Permits, Registering Property, Getting Electricity, Getting Credit, Protecting Investors, Paying Taxes and Trading Across Borders are fully implemented and measured)



RESULT: LOW HANGING FRUIT

ASEAN RANK

	Economy	2014 Report	Rank as of Current Data and Simulation
1	Singapore	1	1
2	Malaysia	6	6
3	Thailand	18	18
*4	Philippines	108	39
5	Brunei Darussalam	59	59
6	Vietnam	99	99
7	Indonesia	120	120
8	Cambodia	137	137
9	Lao PDR	159	159
10	Myanmar	182	182

move from 6 to 4





RESULT

BIG IMPACT INDICATORS

2014 RANK	2015 RANK	EFFECT IN RANK
108	29	↑ 79

- **Big Impact Indicators** – Implement reforms on 4 identified Gameplan 2.0 big impact indicators (Starting a Business, Registering Property, Getting Credit, Protecting Investors).



RESULT: BIG IMPACT INDICATORS

ASEAN RANK

	Economy	2014 Report	Rank as of Current Data and Simulation
1	Singapore	1	1
2	Malaysia	6	6
3	Thailand	18	18
*4	Philippines	108	29
5	Brunei Darussalam	59	59
6	Vietnam	99	99
7	Indonesia	120	120
8	Cambodia	137	137
9	Lao PDR	159	159
10	Myanmar	182	182

move from 6 to 4





RESULT

STRETCH TARGETS

2014 RANK	2015 RANK	EFFECT IN RANK
108	7	↑ 101

- **Stretch targets** – Implement suggested reforms on ALL indicators based on the new benchmarks.



RESULT: STRETCHED TARGETS

ASEAN RANK

move from 6 to 3

	Economy	2014 Report	Rank as of Current Data and Simulation
1	Singapore	1	1
2	Malaysia	6	6
3	Philippines	108	7
4	Thailand	18	18
5	Brunei Darussalam	59	59
6	Vietnam	99	99
7	Indonesia	120	120
8	Cambodia	137	137
9	Lao PDR	159	159
10	Myanmar	182	182



DOING BUSINESS 2015 REPORT

TIMELINE

DATE	ACTION	AGENCY
December 2013	Finalize Gameplan 2.0	NCC/ AO 38 Taskforce
December 9, 2013	AO 38 EODB taskforce meeting.	NCC
January 2014	Meet with Contributors/Respondents	
January 2014	Identify reforms needed to improve EODB performance	AO 38 taskforce
January – February 2014	Submit the legislative amendments and any new EOs, AOs, DOs needed to improve performance in EODB.	AO 38 taskforce
January-February 2014	Video Conferences	IFC / NCC / AO 38 taskforce
February- March 2014	Target Validation Workshops	NCC



DOING BUSINESS 2015 REPORT

TIMELINE

DATE	ACTION	AGENCY
February-March 2014	Actual Conduct of Doing Business Survey for 2015 report	IFC
March – April	Submission of agency specific inputs to the DB reform inventory	AO 38 taskforce
March-April	Contributors return completed surveys	IFC
April 2014	SECOND EODB SUMMIT	NCC/ AO 38 taskforce
March- May 2014	Doing Business codes the data from completed surveys, researches underlying laws and regulations, and conducts follow-up calls with contributors to clarify any questions	IFC



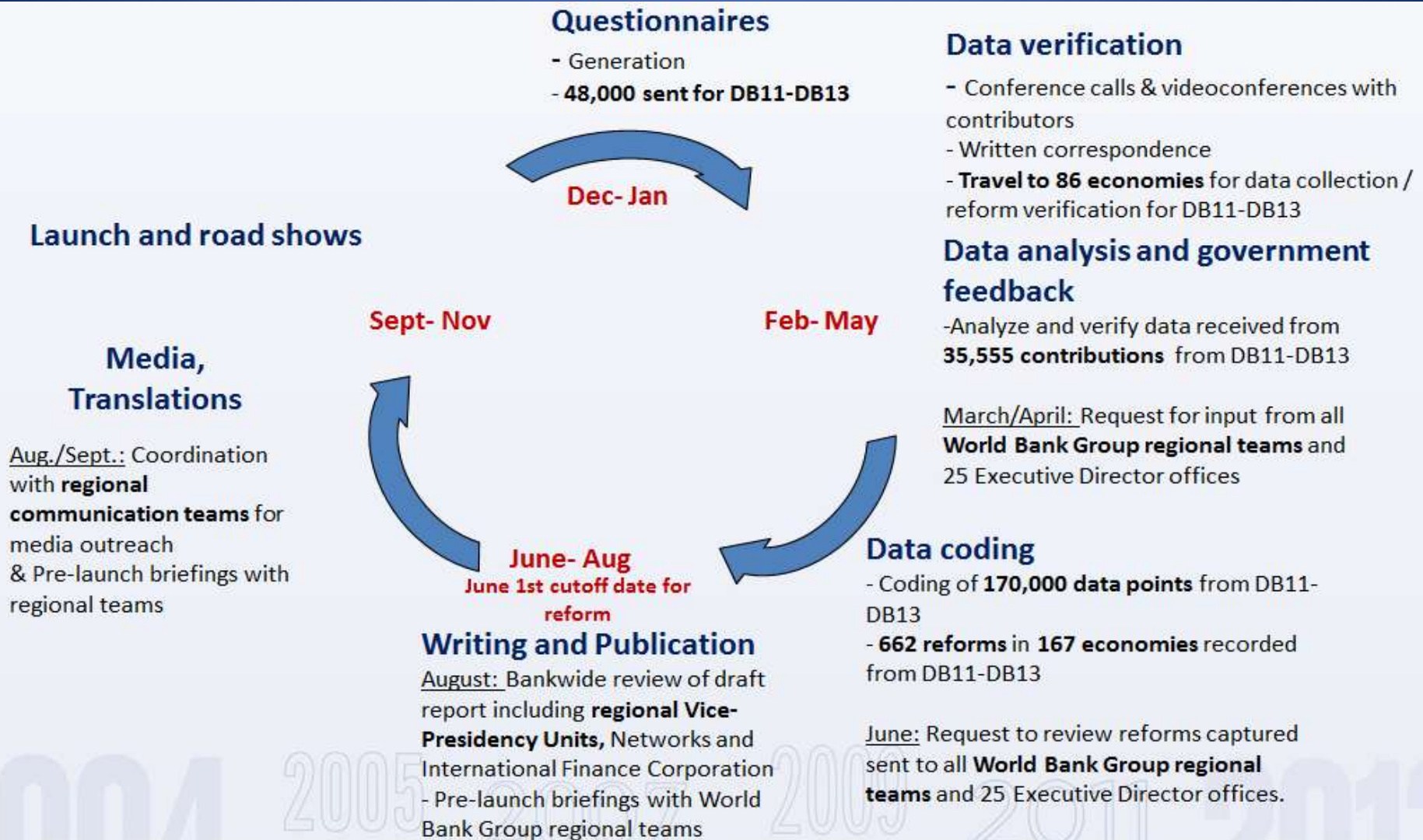
DOING BUSINESS 2015 REPORT

TIMELINE

DATE	ACTION	AGENCY
Feb-May 2014	Data Analysis and Government Feedback	IFC
May 1-15	Finalize Reform Inventory	NCC/ AO 38?ACCRA
May 30	Submit reform inventory to WB Washington for feedback	NCC
June 1	Close of data collection and the deadline for recording business regulation reforms	IFC
July – August	Receive feedback from WB Washington	IFC
June-September	Production period for latest edition of Doing Business report	IFC
October	Release of 2015 DB Report	IFC



DOING BUSINESS REPORT DATA COLLECTION CYCLE





NATIONAL COMPETITIVENESS COUNCIL | PHILIPPINES

URL: www.competitive.org.ph

Email: admin@competitive.org.ph



Find us on
Facebook

www.facebook.com/Compete.Philippines



FOLLOW US ON

twitter

www.twitter.com/ncc_PH